

Upstream Polarimeter Status

C. Bartels, C. Helebrant, Dr. D. Käfer, Dr. J. List

DESY Hamburg

LCWS 2008 Chicago



Introduction
Scaled vs Fixed Field Operation
Conflicts with Collimator / Laser Wire
Minimal Machine
Conclusions



Reminder: Precision goals

- ▶ ew physics: down to 0.01%
- ▶ Higgs, SUSY: 0.1%
- ▶ needs polarimeters & physics data
- ▶ 0.25% is NOT the physics requirement, but what we hope to achieve with optimal polarimeters!

Overall Polarimetry Scheme

Complementarity of Polarimeters and Annihilation Data

Tasks

- ▶ tune spin rotators, monitor time dependence and correlations
- ▶ determine spin transport effects
- ▶ depolarisation due to collisions
- ▶ analysis of first years' data
- ▶ direct access to luminosity weighted average polarisation
- ▶ ultimate calibration of absolute polarisation scale
- ▶ cross check, cross check, and again cross check!

Tools

- ▶ fast → polarimeters
- ▶ 2 locations → polarimeters
- ▶ non-colliding → polarimeters
- ▶ „fast“ → polarimeters
- ▶ annihilation data
- ▶ annihilation data
- ▶ polarimeters and annihilation data

Polarimeters: Compton-Scattering $e^- \gamma \rightarrow e^- \gamma$

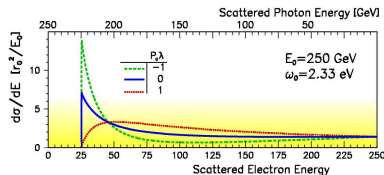
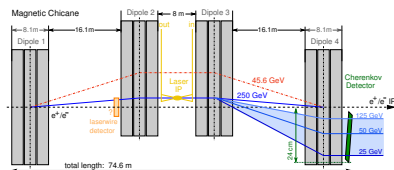
Concept:

- ▶ circularly polarised laser
- ▶ energy spectrum of scattered e^- depends on P
- ▶ want high statistics \rightarrow many scatterings per bunch
- ▶ magnetic chicane $E \rightarrow x$
- ▶ Cherenkov hodoscope detector
- ▶ asymmetry w.r.t. laser helicity:

$$P(e) = \frac{1}{P_\lambda \cdot AP} \frac{N_L(x) - N_R(x)}{N_L(x) + N_R(x)}$$

dominant systematics:

Analysing Power AP (0.2%), detector linearity (0.1%)



Polarimeters: Compton-Scattering $e^- \gamma \rightarrow e^- \gamma$

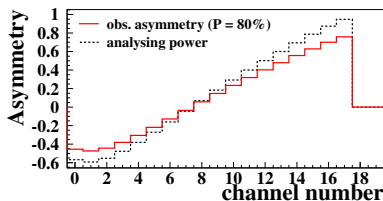
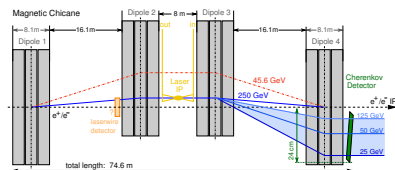
Concept:

- ▶ circularly polarised laser
- ▶ energy spectrum of scattered e^- depends on P
- ▶ want high statistics \rightarrow many scatterings per bunch
- ▶ magnetic chicane $E \rightarrow x$
- ▶ Cherenkov hodoscope detector
- ▶ asymmetry w.r.t. laser helicity:

$$P(e) = \frac{1}{P_\lambda \cdot AP} \frac{N_L(x) - N_R(x)}{N_L(x) + N_R(x)}$$

dominant systematics:

Analysing Power AP (0.2%), detector linearity (0.1%)



Polarimeters: Compton-Scattering $e^- \gamma \rightarrow e^- \gamma$

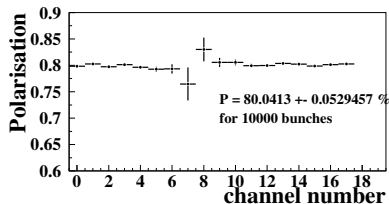
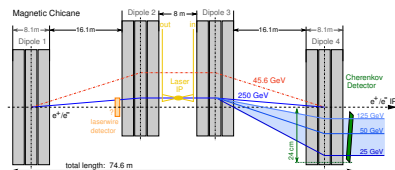
Concept:

- ▶ circularly polarised laser
- ▶ energy spectrum of scattered e^- depends on P
- ▶ want high statistics \rightarrow many scatterings per bunch
- ▶ magnetic chicane $E \rightarrow x$
- ▶ Cherenkov hodoscope detector
- ▶ asymmetry w.r.t. laser helicity:

$$P(e) = \frac{1}{P_{\lambda} \cdot AP} \frac{N_L(x) - N_R(x)}{N_L(x) + N_R(x)}$$

dominant systematics:

Analysing Power AP (0.2%), detector linearity (0.1%)



Error Budget (factor 2 down from SLD)

- ▶ analyzing power: 0.2%
 - ▶ no preradiator needed
 - ▶ chicane magnets: negligible
 - ▶ relative edge position w.r.t. beam $\mathcal{O}(0.5 \text{ mm}) \rightarrow 0.1\%$
- ▶ detector linearity 0.1%
- ▶ laser 0.1%
- ▶ false asymmetries $< 0.1\%$ (unexpected effects!)

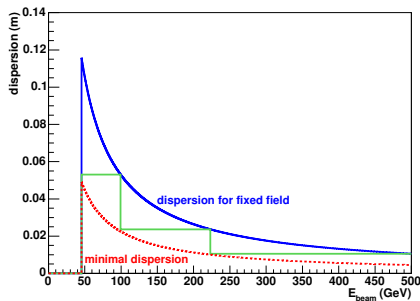
⇒ **in total: 0.25%, but tight!**

high redundancy crucial for precise AP and detector calibration!

Scaled vs Fixed Field Operation

Dispersion Ranges

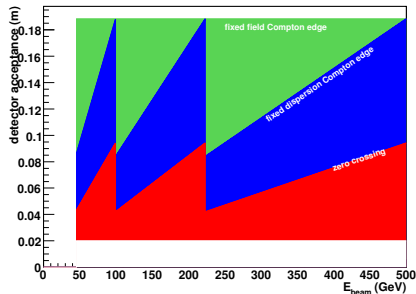
- ▶ fixed field dispersion, defined by emittance constraints
- ▶ detector constraint: at least two channels below asymmetry zero crossing
- ▶ minimum three dispersion ranges, minimal scale factor of magnetic field w.r.t. to fixed field: 0.45



Scaled vs Fixed Field Operation

Detector Coverage

- ▶ fixed field: detector coverage independent of E_{beam}
- ▶ scaled field: detector coverage shrinks with field scale factor
- ▶ zero crossing position

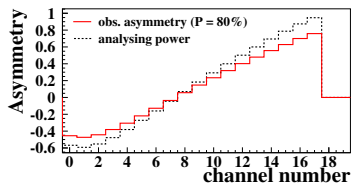


⇒ detector performance
 — and thus $\delta P/P$ —
 will depend on E_{beam} !

Calibration consequences

Calibration of Edge Position

- ▶ calculation shown before assumed perfect knowledge of detector position relative to beam
- ▶ real life: need to determine from data!
- ▶ one important point: Compton edge
 - ▶ look for last non empty detector channel
 - ▶ fit neighboring channels, extrapolate to last channel
 - ▶ difference of extrapolated and observed difference \rightarrow edge position within last channel



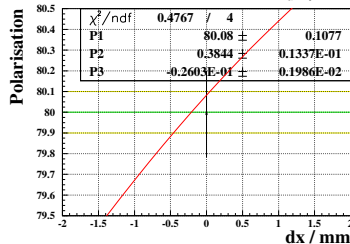
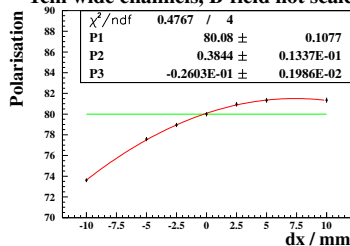
Calibration consequences

Calibration of Edge Position

- ▶ calculation shown before assumed perfect knowledge of detector position relative to beam
- ▶ real life: need to determine from data!
- ▶ one important point: Compton edge
- ▶ scan over various misalignments

fixed field: $\delta P/P = 0.1\%$
 \Rightarrow **calibrate edge position to**
 $\delta x = 0.4 \text{ mm}$

1cm wide channels, B-field not scaled



Calibration consequences

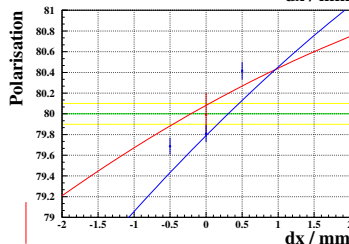
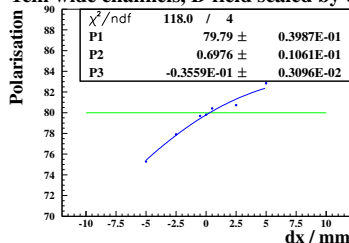
Calibration of Edge Position

- ▶ same for scaled field
- ▶ larger part of spectrum in one channel
- ▶ edge position determination from data less reliable
- ▶ polarisation more sensitive to edge position:

fixed field: $\delta P/P = 0.1\%$

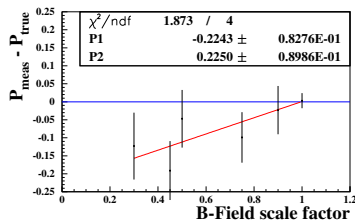
\Rightarrow calibrate edge position to $\delta x = 0.2 \text{ mm}$

1cm wide channels, B-field scaled by 0.45



Polarisation consequences

- ▶ scaled field needs better calibration
- ▶ **but:** effective position resolution of detector worse (larger part of spectrum / channel)
- ▶ MC studies (syst. error = difference to true edge):
 - ▶ fixed field: $x_{edge} = (19.760 \pm 0.024(stat) \pm 0.003(syst))$ cm
 - ▶ scaled field: $x_{edge} = (8.622 \pm 0.010(stat) \pm 0.271(syst))$ cm
- ▶ effect of getting edge wrong is a **bias in measured polarisation!**

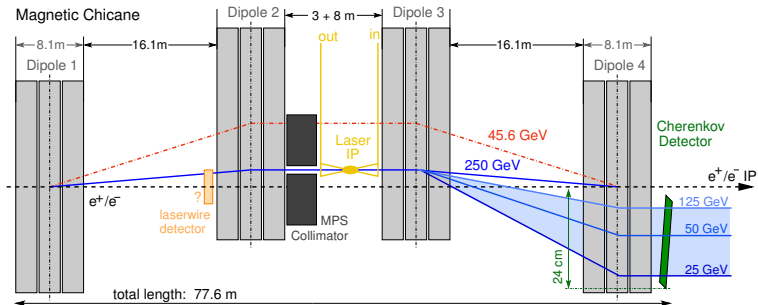


To be investigated:

- ▶ with other detector technologies higher granularity possible?
- ▶ but: cost/channel \simeq constant, i.e. $10 \times$ more channels \Rightarrow detector costs go up by factor of 10...
- ▶ TESLA TDR numbers for detector (kEuros, 2000):
 - ▶ detector: 50
 - ▶ cables: 10
 - ▶ readout / electronics: 165
- ▶ one detector 225 kEuro $\rightarrow \times 10 = 2.25$ Mio

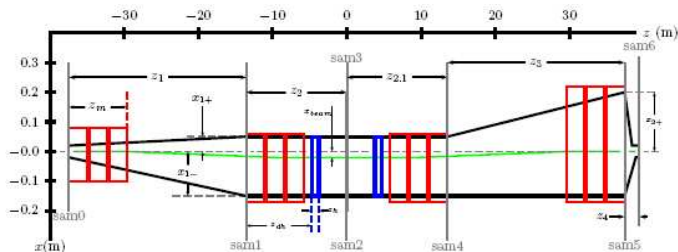
Conflicts with Collimator / Laser Wire

- ▶ first remark: scenario completely changed if positron source undulator moved into BDS?!
- ▶ but: what happens on the positron side?
- ▶ let's still look at the issues...



Collimator conflicts with precision polarimetry

- ▶ tapered vacuum chamber:
 - ▶ need wide vacuum chamber even with scaled field (3 steps!)
 - ▶ classic design carefully avoids wakefields
 - ▶ completely obstructed by collimator???



- ▶ backgrounds!!! → would need more precise description of collimator for quantitative study
- ▶ scaled field scenario → see above!

Laser wire conflicts with precision polarimetry

Backgrounds

- ▶ per BX: $370 \pm 60 e^-_{Compton}$ and $320 \pm 30 e^\pm$ from $\gamma_{Compton}$
 $\simeq 60\%$ of polarimeter signal !!! \rightarrow alternating operation?

Space constraints

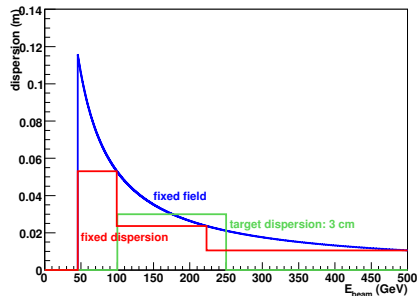
- ▶ Photon detection:
 - ▶ in direct line of sight of all synchrotron radiation from Linac
 - ▶ \rightarrow convert to e^\pm \rightarrow creates a lot of background for polarimeter
 - ▶ not enough beam clearance at *high energies*
- ▶ Electron detection:
 - ▶ promising, without additional backgrounds for polarimeter
 - ▶ needs retractable detectors in vacuum chamber
 - ▶ scaled field: not enough beam clearance at *low energies*

best compatibility: fixed field, electron detection, share bunches

Minimal Machine: $100 \text{ GeV} < E_{beam} < 250 \text{ GeV}$

▶ single fixed field dispersion range

- ▶ minimal scale factor 0.56
- ▶ polarimetry significantly degraded for Higgs precision measurements (or much more expensive detector?)
- ▶ at 250 GeV even larger dispersion → need larger detector by 1.5
 - ▶ **no upstream polarimetry @ Z**
 - ▶ ⇒ no calibration of polarimeter at Z
 - ▶ Z calibration data definitely useless for physics¹



¹c.f. talk by Gudrid Moortgat-Pick in Higgs/EW session

Laser wire / Collimator

- ▶ vacuum chamber could be narrow before Compton IP
- ▶ but needs to be larger afterwards: last dipole triplet needs $> 30 \text{ cm}$ aperture!
- ▶ for lower or higher energies complete accelerator region has to be redesigned and rebuilt
- ▶ **background problems are still the same!**
- ▶ no fast positron helicity flipping $\Rightarrow Z$ pole would be only chance to calibrate polarimeters against annihilation data (using A_{LR} from SLD²)
- ▶ but polarimeter not operational at Z
- ▶ \Rightarrow **no calibration with physics data....**

²but $\sin \theta_{eff}$ in disagreement with A_{FB}^{had} !

Recommendations

1. Separate the functions of the upstream polarimeter chicane. Do not include an MPS energy collimator or laser-wire emittance diagnostics; use instead a separate setup for these two.
2. Modify the extraction line polarimeter chicane from a 4-magnet chicane to a 6-magnet chicane to allow the Compton electrons to be deflected further from the disrupted beam line.
3. Include precise polarisation and beam energy measurements for Z-pole calibration runs into the baseline configuration.
4. Keep the initial positron polarisation of 30-45% for physics (baseline).
5. Implement parallel spin rotator beamlines with a kicker system before the damping ring to provide rapid helicity flipping of the positron spin.
6. Move the pre-DR positron spin rotator system from 5 GeV to 400 MeV. This eliminates expensive superconducting magnets and reduces costs.
7. Move the pre-DR electron spin rotator system to the source area. This eliminates expensive superconducting magnets and reduces costs.

BACKUP

Complementarity of Up- and Downstream Polarimetry

Upstream Polarimeter

- ▶ 1.8 km upstream of IP

Downstream Polarimeter

- ▶ 140 m downstream of IP

Combination

- ▶ without collisions: spin transport in Beam Delivery System
- ▶ with collisions: depolarisation at IP
- ▶ cross check each other!³

³c.f. „Spin Dance“ Exp., Phys. Rev. ST Accel. Beams 7 042802 (2004)

Complementarity of Up- and Downstream Polarimetry

Upstream Polarimeter

- ▶ 1.8 km upstream of IP
- ▶ clean environment
- ▶ stat. error 1% after 6 μ s
- ▶ machine tuning (upstream of tune-up dump)

Downstream Polarimeter

- ▶ 140 m downstream of IP
- ▶ high backgrounds
- ▶ stat. error 1% after \simeq 1 min
- ▶ access to depolarisation at IP

Combination

- ▶ without collisions: spin transport in Beam Delivery System
- ▶ with collisions: depolarisation at IP
- ▶ cross check each other!³

³c.f. „Spin Dance“ Exp., Phys. Rev. ST Accel. Beams **7** 042802 (2004)

Synchrotron Radiation

