

Software Summary

Frank Gaede
DESY

Linear Collider Testbeam Workshop
LAL Orsay, November 3-5, 2009

Software session: 4 Talks

- Overview and plans for core software tools
[FG]
- TPC tbeam software - experience and needs
[M.Killenberg]
- Calice tbeam software - experience and needs
[R.Poeschl]
- Communications tools
[Sven Karstensen]

ILD & tbeam Core Software Tools

<http://ilcsoft.desy.de>

• Mokka (LLR)

- geant4 simulation application

• LCIO (DESY/SLAC)

- international standard for persistency format / event data model

• Marlin

- core application framework for reconstruction & data analysis

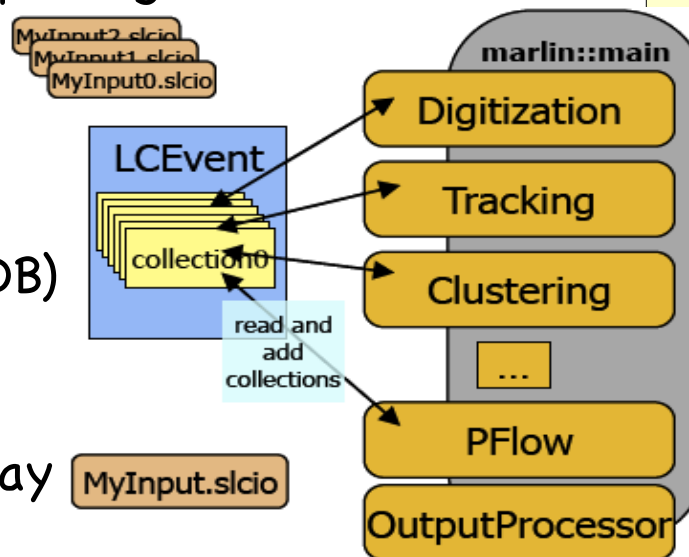
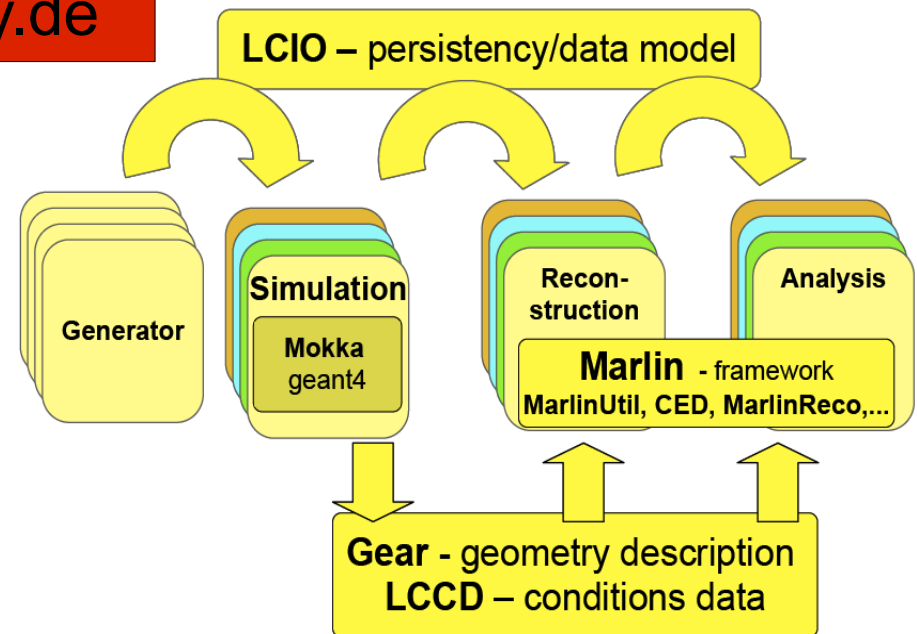
• GEAR geometry package f. reconstruction

• LCCD

- conditions data toolkit (DB)

• CED

- 3d event display



- used for ILD and testbeam:

- **ILD detector concept** studies

- **Calice** calo testbeam

- **LC-TPC** testbeam

- **EU-PixelTelescope**

- **benefitted from EUDET project**

- **synergies between testbeam and global detector optimization**

Plans for (ILD) core software

- after LOI we need to further improve ILD software and get ready for TDR phase (2012)
- most if this will of course be beneficial for the testbeams as well !
- plans:
 - improve the simulation & reconstruction
 - develop a test system
 - develop new GRID production system
 - improve the geometry description
 - develop **LCIOv2**

LCIOv2

- **improve event data model**

- 1d, 2d hits & Track class
- as requested by testbeams

- **Improve I/O**

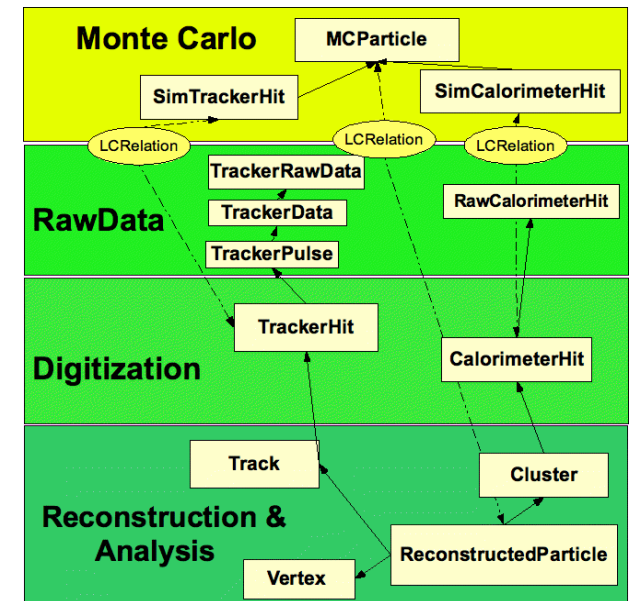
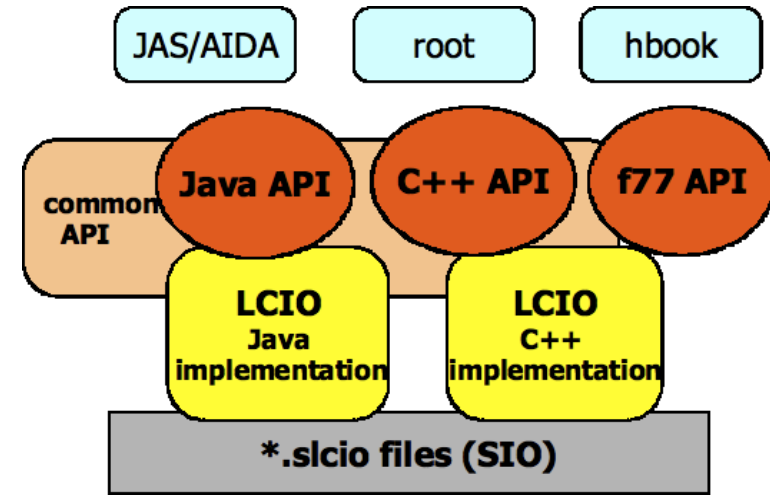
- splitting of files – read events partially
- direct access
- srteaming of user classes

- **look into ROOT I/O for LCIO**

- LCEvent in ROOT macros
- look into optional ROOT I/O for LCIO

- **optionally improve existing SIO**

- tens of TByte of testbeam data exist in .SLCIO
- need to fully support I/O for this data in the future !



Grid computing for ILC

- massive computing resources will only be available on the GRID
- major Grid Sites do commit resources to ILC but no MoUs exist as in WLCG (yet)
- data storage needs commitments from sites – large testbeam data repositories have to be allocated
- successfully used by ILD and testbeams
 - calice: 55TByte/80CPU*y , ilc: 87TByte/500CPU*y
- ->need to negotiate further commitment of Grid sites for CPU & storage for ILC in the future

fp7 proposal AIDA – WP2

- in WP2 'Common Software' will develop common tools for HEP community with focus on future accelerators, i.e. sLHC, ILC, CLIC (budget $\sim 3\text{FTEs} \times 4 \text{ years}$)

Objectives

Task1: Coordination of Work package

- monitor the progress of the work in the work package
- coordinate and schedule the execution of the tasks and subtasks
- prepare progress reports – internal and on deliverables

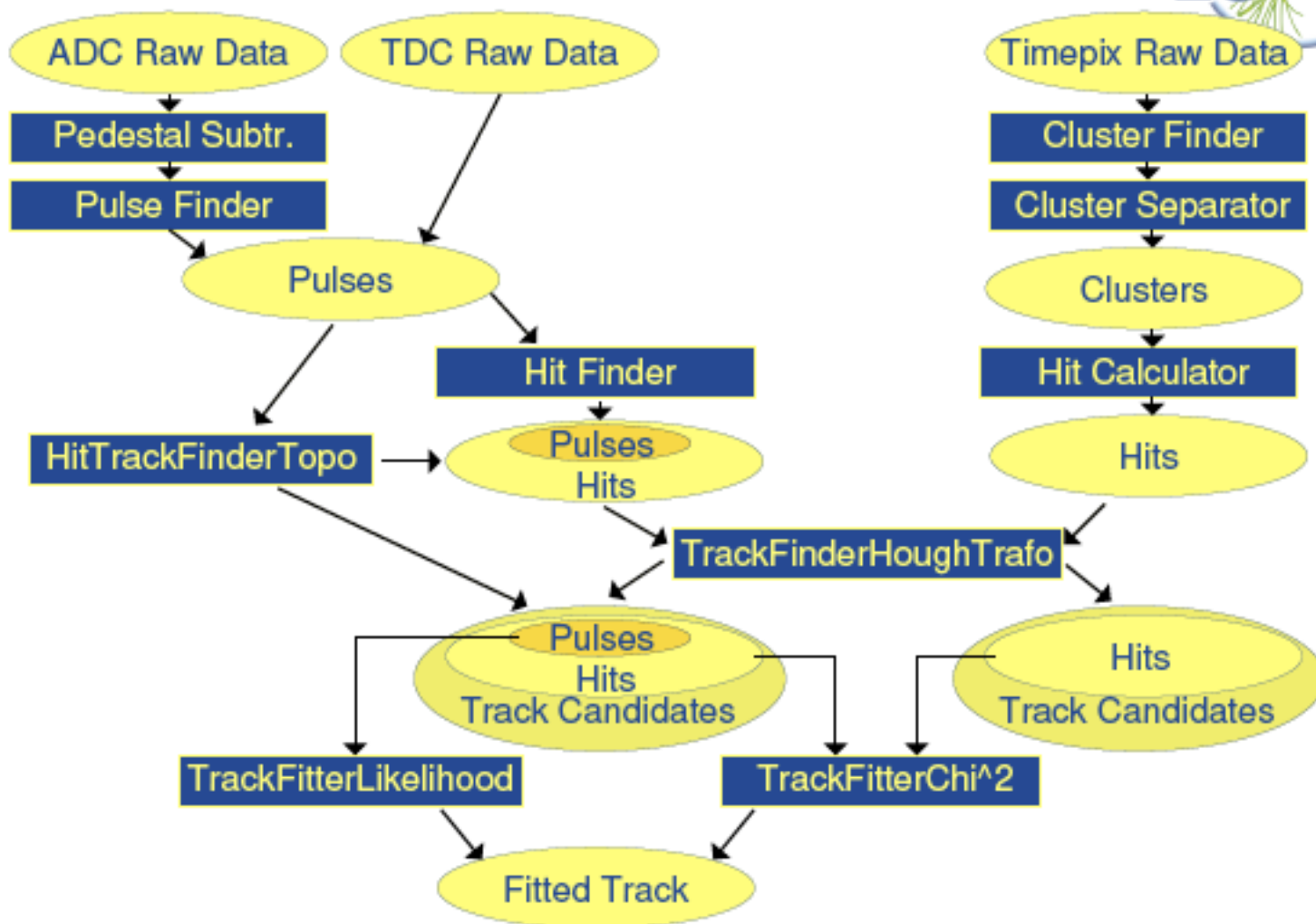
Task2: Development of a geometry toolkit

- allow the description of complex geometrical shapes, materials and sensitive detectors
- provide interfaces to full simulation programs (Geant4), fast simulations, visualization tools and reconstruction algorithms
- allow for the misalignment of detector components
- provide an interface to calibration constants and conditions data

Task3: Development of generic reconstruction tools

- tracking toolkit based on best practice tracking and pattern recognition algorithms
- provide alignment tools
- allow for pile up of hadronic events
- calorimeter reconstruction toolkit for highly granular calorimeters based on Particle Flow algorithms

MarlinTPC Reconstruction Overview



- nice example of modular Marlin application
- some boxes still have to be filled with life

Conditions Data



- Linear Collider Conditions Data toolkit
- TPCCondData: LCIO / LCCD classes for the TPC

Data needed	TPCCondData		Available for test beam run				
			Japanese ALTRO	GEM TDC	Micro-megas	Std. GEM	Timepix + GEM
Channel mapping	✓		✓	✓	✓	✓	
Channel quality	✓		×	×	×	×	×
Pedestals	✓		×	×	×	×	×
v_{drift} + Diffusion	✓		×	×	×	×	×
Gas conditions	✓		✓	✓	✓	✓	✓
E-field settings	✓		×	×	×	×	×
B-field settings	×						
HV settings	×						
Field maps	✓						
Electronics	×						
Calibration	×						

We have to get a working data base and conditions data bookkeeping

request for improving LCCD:
store some conditions (Meta) data in DB tables for queries – vs BLOBS

Event Display



For development of geometry descriptions and fist checks during data taking a graphical viewer is needed.

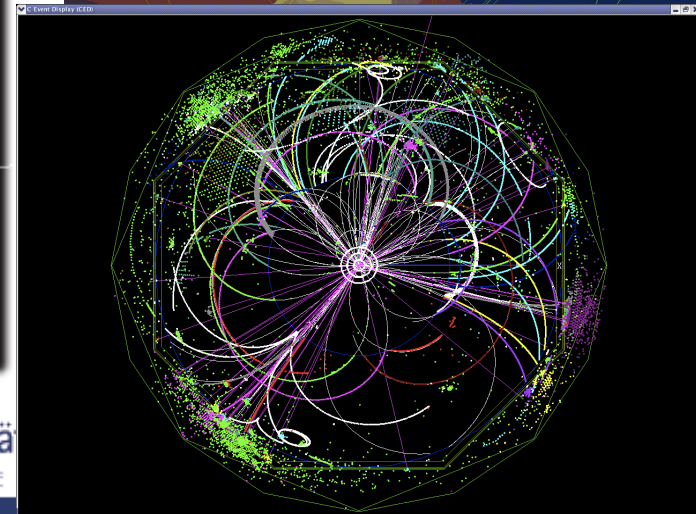
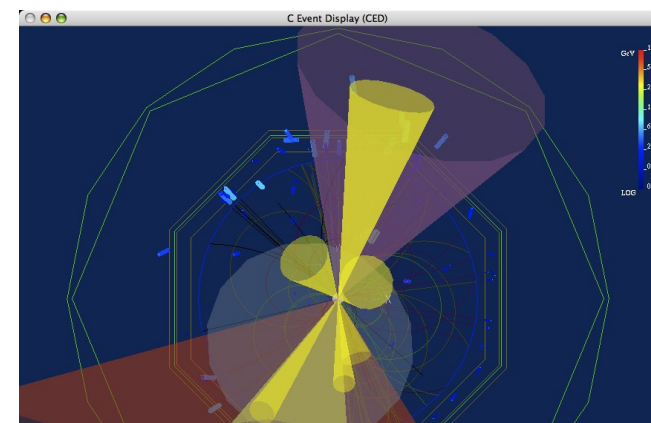
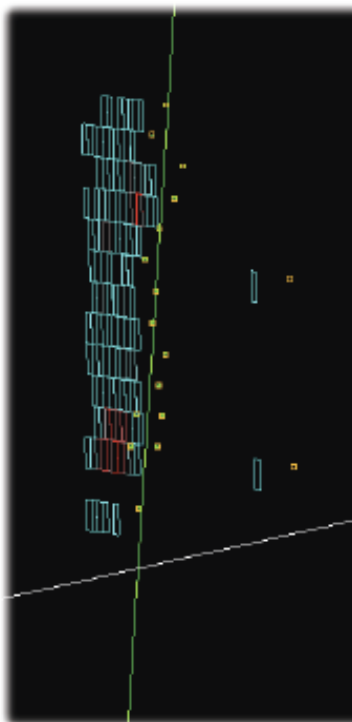
HepRepOutputProcessor produces HepRep XML file which can be displayed e. g. with Wired/JAS3

Event display shows

- TPC
- GEAR pad plane
- Charge on pads
- 3D hits
- Tracks

Disadvantages

- MarlinProcessor is offline software
- Events not browsable
- Graphical display has errors (depth)
- **Very bad** performance



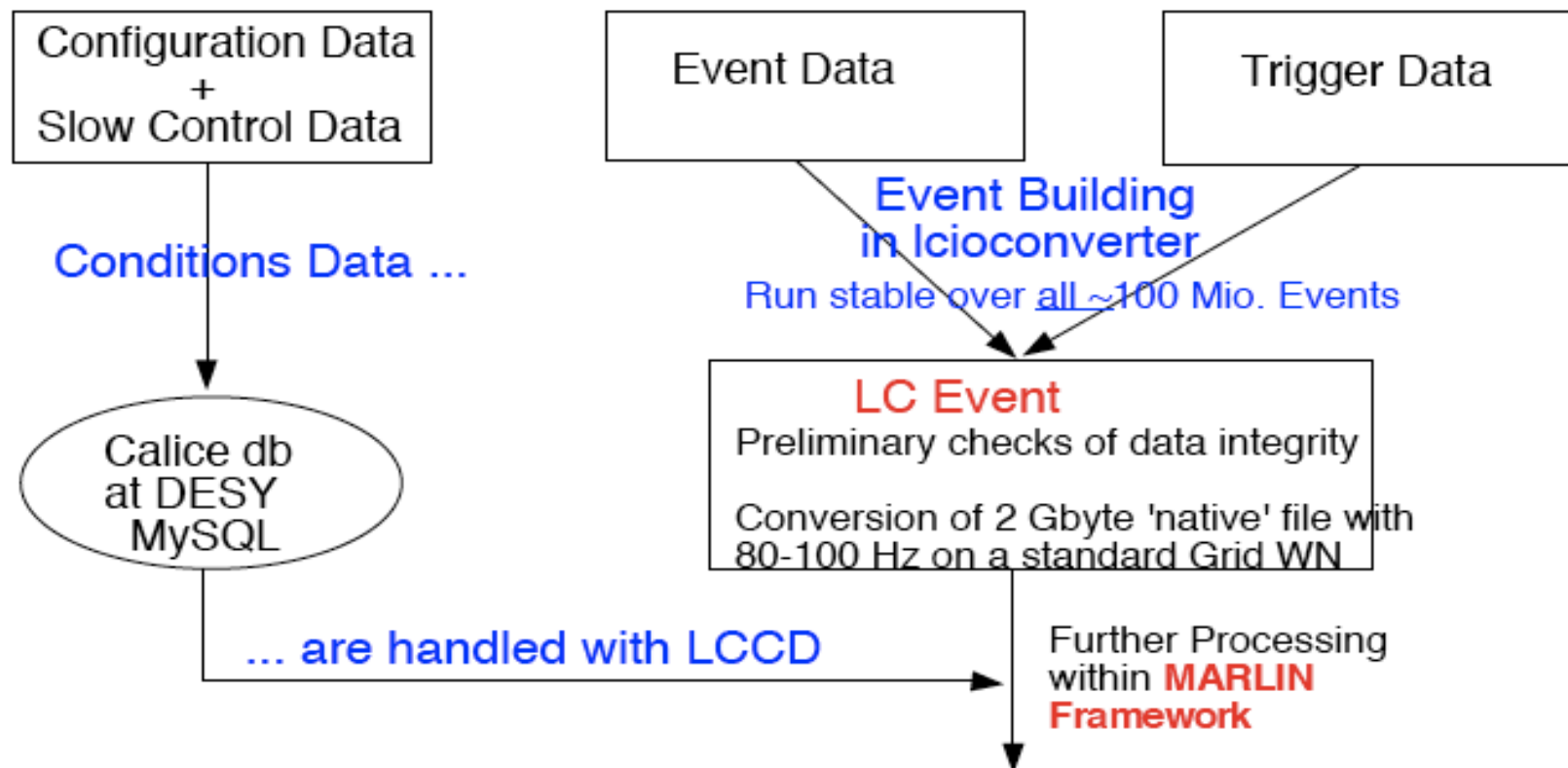
- other event displays exist, eg. CED in core framework, calice ...
- discussion about a common event display project
- issues: manpower and priority ?

calice data processing scheme

Conversion to LCIO

DAQ data types are converted/wrapped into LCIO on the basis of [LCGenericObjects](#)

DAQ Data Files/Types



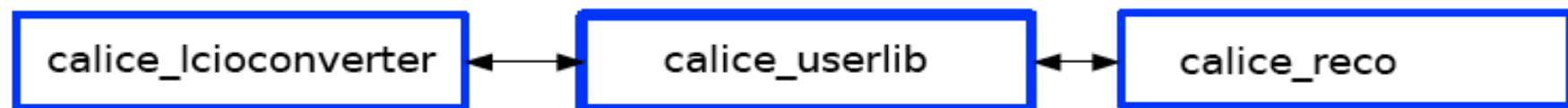
Installation of Software using tools developped in EUDET NA2 task
ilcinstall, cmake

calice where the first to adopt global sw tools

calice software packages

Calice Software Three main packages

Contributions by groups from
DESY, Imperial, LAL, LLR, NIU, RHUL



Current version
v04-02-06

converts
calice DAQ format
into LCIO (LCGenericObjects)

needs DAQ software
expert work

MARLIN processors

Current version
v04-10

Interface classes to
LCGenericObjects
(these classes should
be defined by LCIO)

utility functions e.g.
For TriggerHandling

Current version
v04-06-05
(v04-07 in prep.)

RawData into
CalorimeterHits
(standard LCIO)
TrackerHits

First stages of
higher level analysis
MARLIN processors

~250 classes or functions
Data of four different Calorimeter Prototypes are
available in LCIO format

calice sw issues – wish list

LCIO

LCCD

- No data model for conditions- and meta-data, have to be implemented as LCGenericObjects
- This is fine, but more easily generalized (configuration)
- Current problem: storage/re-reconstruction after
 - streaming of user classes
 - improve I/O
- danger of confusing different objects with identical size
- dynamic_cast for read-back collections does not work => need to work with constructors to be transparent => unnecessary increase of memory footprint

- In principle, the LCIO/Marlin *concept* is thread-safe - if it was not for the change listener pattern for conditions handling. Is there a better way, e.g. by 'collection has changed'?
- Th... is... LCCD how to provide code reliability here: who takes care of fixes, e.g. removing I/O overhead to DB server?
- Scalability: Conditions for full scale detector will be huge (current HCal calib: ~50 floats per channel). Need clever memory CPU I/O balancing in the future, preferably steerable.

- replace CondDBMysql ?
- improve performance

Alignment

Geometry

- For PFlow calorimeters, cells are smaller than Moliere radius => mis-alignment in data affects the energy distribution over cells
- At least for TB: need to have this in MC in order to do cell-to-cell comparison, proof detector understanding at least
- Thus: alignment is conditions data handled using LCCD interfaces
- Closely linked to geometry description (e.g. cell neighbours, cell positions, ...)

- generic geometry package
- including conditions data (alignment)

- GEAR is NOT a generic geometry interface, it is the geometry parameterization used for ILD

When: geometry defined in instruction by XML file - this is not a team setups (which are very probably also not for a full-scale alignment)

the LCIO-embedded data model that is good for calibration, simulation, and analysis alike. Something more object oriented (hit has pointer to cell rather than complex 'find cell by index from somewhere') would be much easier to use in the end, but this is re-discussing basic LCIO paradigms...


realization of a remote control room for Calice



Main Criteria for CALICE



- Web Based (no special software needed)
- Easy and fast to implement (<4 weeks)
- Easy to maintain
- Not too expensive (<10000 €)
- Nice to use (just start everywhere from everyone)



CALICE Control Room at DESY

Control Console



Two DESY standard computers on the client site, each with 4 Monitors and a Java enabled browser - that's all.

Conference System



The counterpart of the Fermilab conference system comprise out of a wide TV screen, one camera and a computer system including the software

Control Room



To give the shift crew the possibility to do good work, a pleasant area has been created. The room was equipped with well formed furniture, blue carpets, chairs, a proper blue wall as well as a sliding door which gives the feeling of expanse.

- Pros:
 - All criteria of CALICE have been fulfilled
 - Shift crew starts working without special instruction
 - Starts working from day one
 - Single sign on also possible under Kerberos
- Problems:
 - connection breaks down from time to time (no exclusive network, fast recovering)
 - video and audio quality must be better and faster

3603 tcp



now, near and far future



now:

- better communication quality
(DFN, ES-net,..., H.323 Standard (Polycom, Mirial,) ...)
- better picture quality
(HD should become normal)

near future:

- better sound quality
(much better echo cancellation, Dolby, ...)
- more flexibility
(faster wireless connections, movable stations, ...)

and for the very far future

- better human feeling
(smell; 3D; beam me up, Scotty ;-)



take home messages

- core software tools and testbeam software frameworks are in good shape – with some room for improvement,. e.g
 - LCIO I/O (performance)
 - LCCD conditions data bases
 - geometry and reconstruction
- what can be done depends on the manpower (AIDA)
- Grid computing is important for ILC – need to make Grid sites aware of that
- communication tools (virtual control rooms) are now available and work and can save considerable cost