

Beamline Magnets Update

Dan Broemmelsiek

Magnet Summary Table

type	# ordered	vendor	int. field max	coil extent in z [mm]	I _{max} [A]	V _{max} [V]
gun solenoid	2 (+ spare coil)	Danfysik	630 G-m (0.28T peak)	130	500	40
LE corr.	33	Radiabeam	12.3 G-m	60	7.5	1.2
LE dipole	14	Everson-Tesla	720(680) G-m	300(320)	8	40
LE quad	37	Radiabeam	1.1 T-m/m	160	9	12
HE corr.	34	Everson-Tesla	200 G-m	200	9.2	13.4
HE dipole	4	FNAL + tbd	15,000 G-m	1500	1100	14
HE quad	34	Everson-Tesla	8 T-m/m	500	60	19

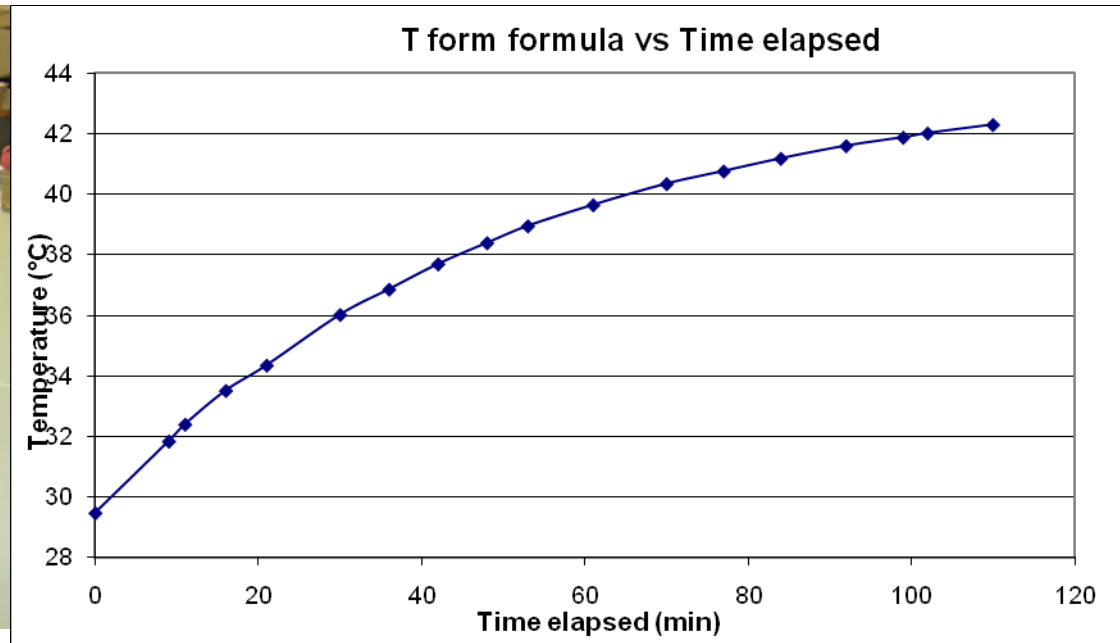

- Have received prototypes of Radiabeam magnets.
- Have 13 HE correctors from E-T.
- LED specifications have changed, 50C temp rise, length of steel in z 210mm

Low Energy Correctors



- One prototype received.
- Plan to measure field profile at TD.
- Temperature measurements done.


LE Correctors – Temperature Measurements



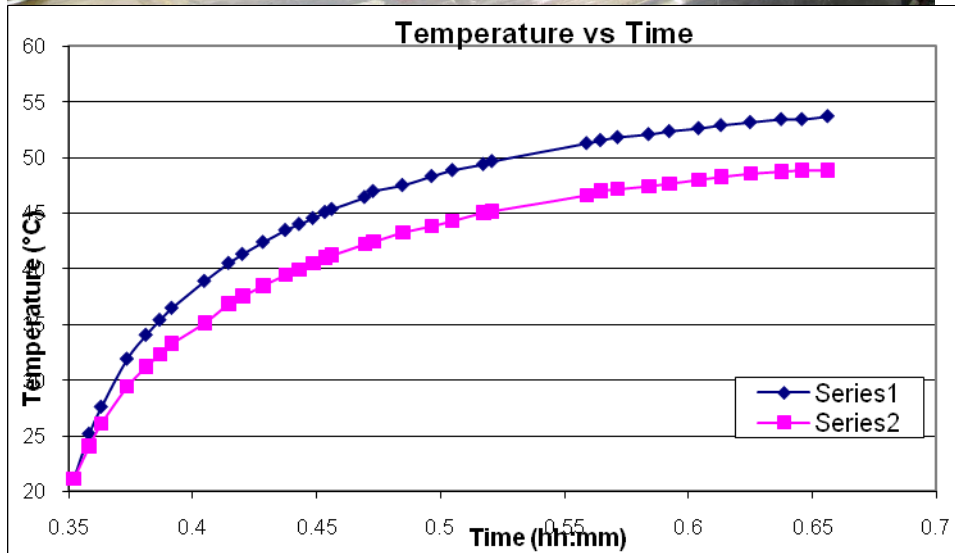
4 coil test at 7.5A

- 1 hour 50 minutes
- ~11C temperature rise



Low Energy Quadrupoles





- One Radiabeam prototype received.
- Plan to measure field profile at TD.
- Temperature measurements done.
 - 9.02A, ~28C rise



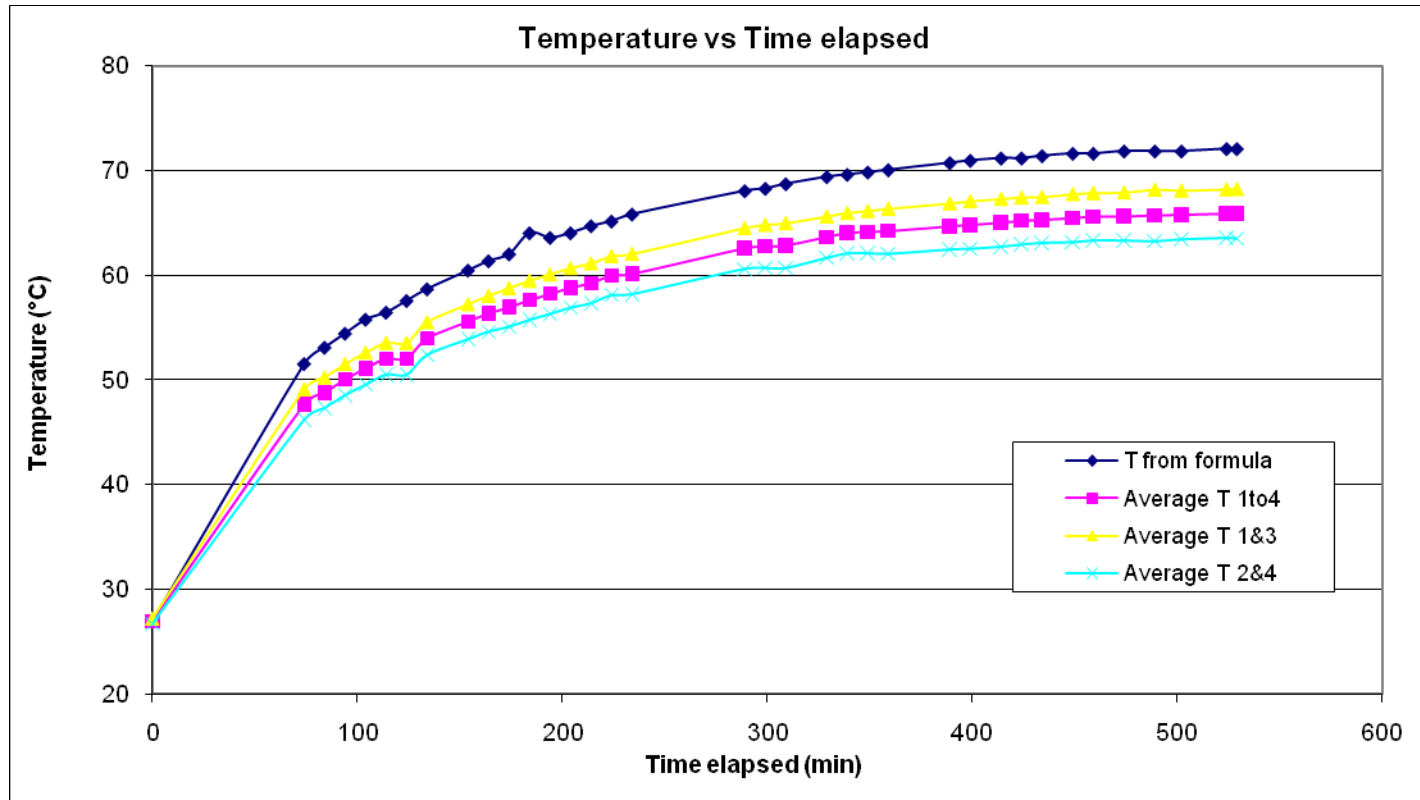
High Energy Correctors



Temperature Test




Results



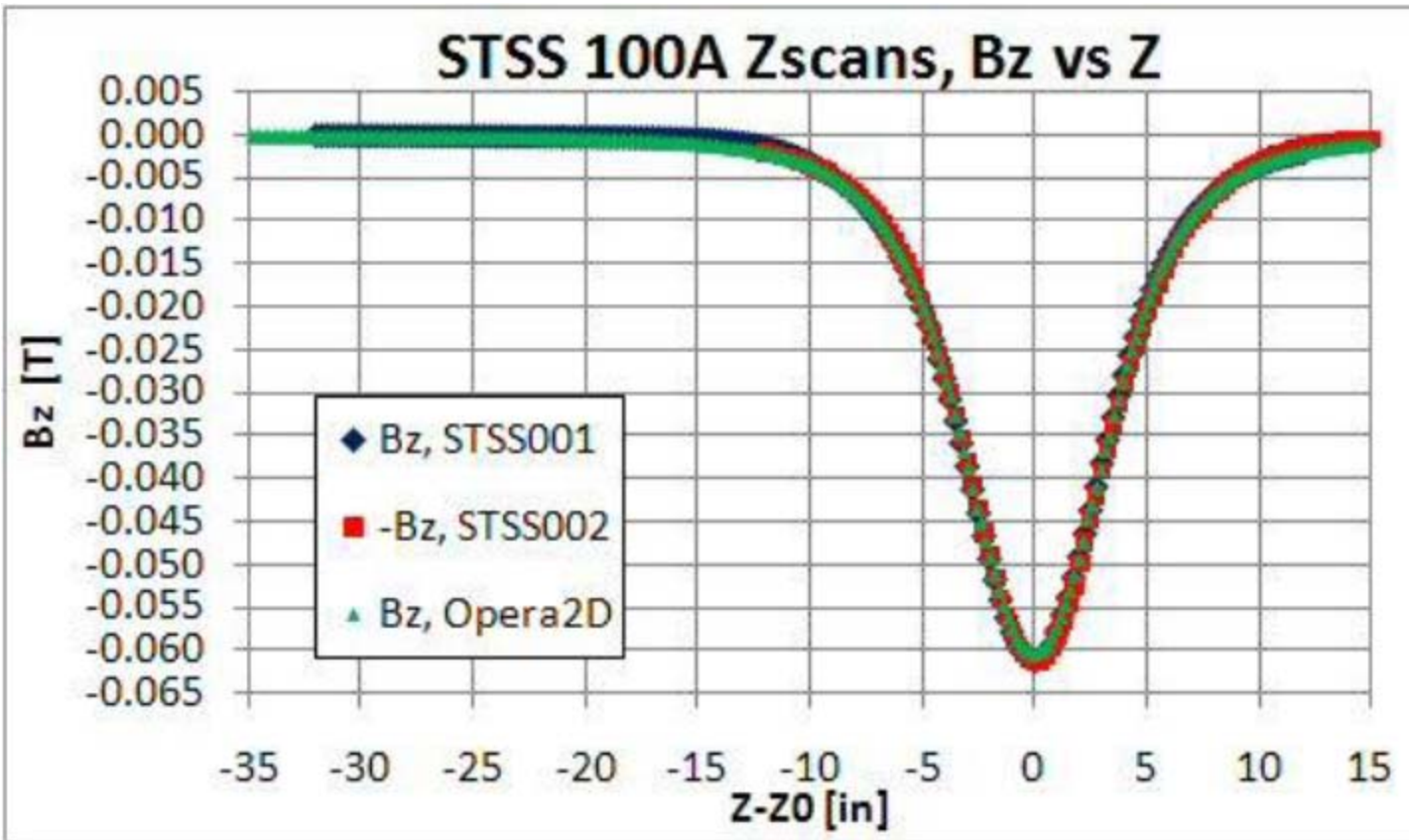
- Temperature rise $\sim 40^{\circ}\text{C}$
- Re-labeled and limit current to 7A

Solenoids @ MTF



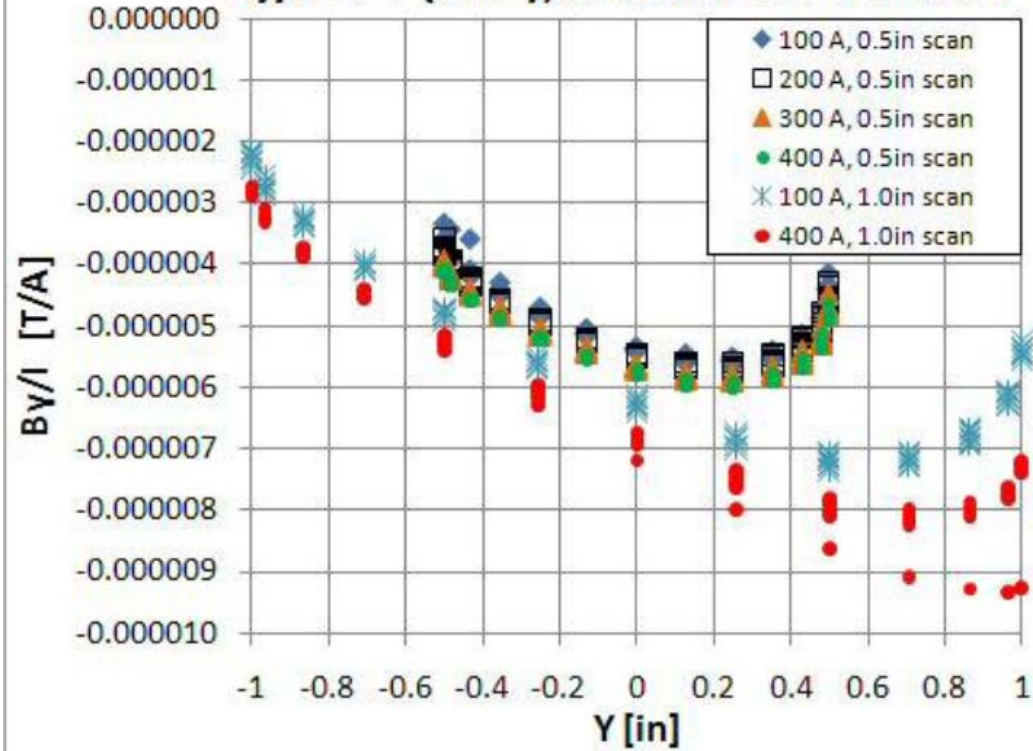
Solenoid Tests

- Completed data taking in August
 - Data in files
- Mike Tartaglia has done an analysis
 - Opera2D model for comparison to data
 - Basic Plots
 - Not so trivial because of probe geometry.
- B_z is predictable
- Fields linear with current
- Grid scans still a small mystery.



- Overlay of predicted and measured, excellent agreement
- Small asymmetry in tail, adjacent magnet steel

By/I vs Y (all X), STSS001 Center scan



- Normalized to current.
- Small fraction of a gauss scale.
- Physical asymmetry in coils.

