

Preliminary results for electron cloud induced coupled bunch instability in DAFNE

T. Demma INFN-LNF

Thanks to K. Ohmi (KEK)

LCWS08 and ILC08
November 16-20, 2008
University of Illinois at Chicago

Work supported in part by the “Ministero degli Affari Esteri, Direzione Generale per la
Promozione e la Cooperazione Culturale”

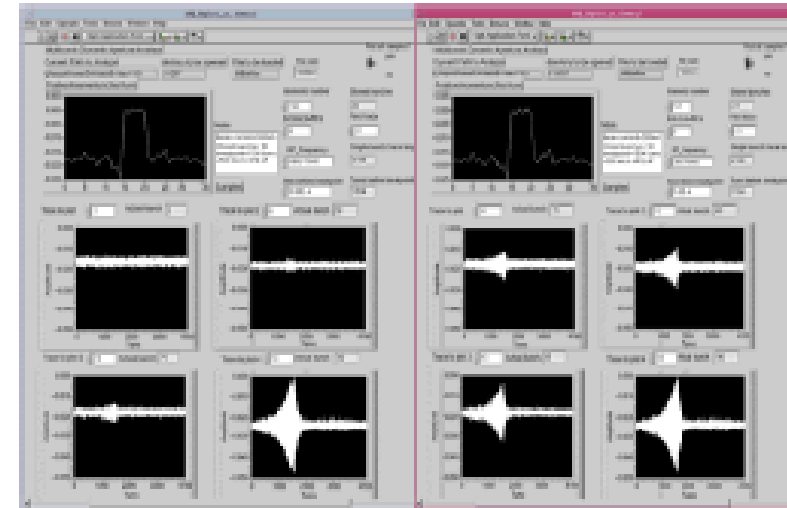
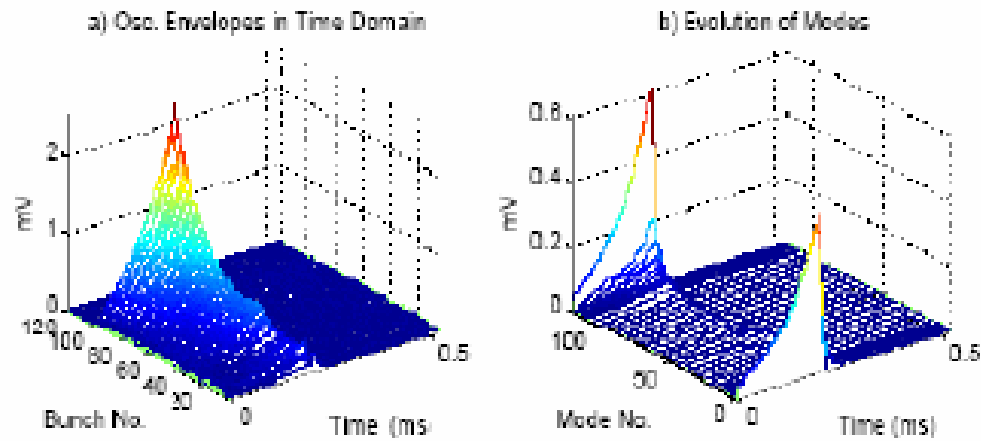
Plan of talk

- Electron cloud at DAFNE
- Electron cloud multi-bunch instability
 - Wake field
 - Tracking simulations
- Comparison with experiments
- Conclusions and outlook

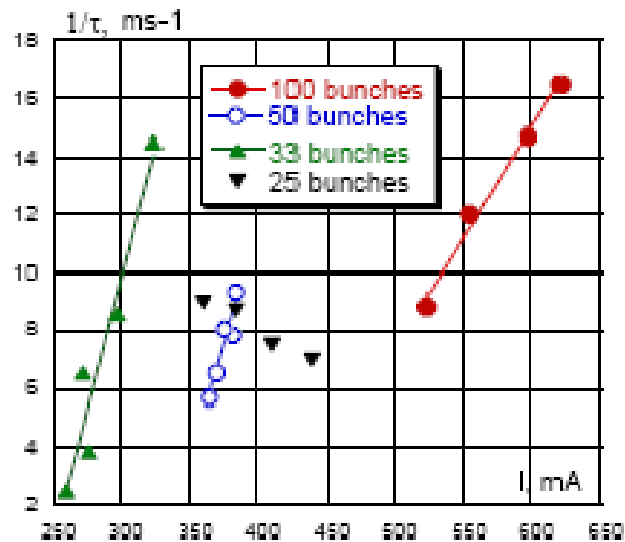
Electron cloud at DAFNE

- e^+ current limited to 1.2 A by strong horizontal instability
- Large positive tune shift with current in e^+ ring, not seen in e^- ring
- Instability depends on bunch current
- Instability strongly increases along the train
- Anomalous vacuum pressure rise has been observed in e^+ ring
- Solenoids installed in free field regions strongly reduce pressure but have no effect on the instability (see A. Drago talk)
- Instability sensitive to orbit in wiggler and bending magnets
- Main change for the 2003 was wiggler field modification

Typical measurements



Grow-damp measurements



Pattern dependence

- Growth rates depends on bunch current
- Most unstable mode is always a slow frequency mode (-1 mode)

Linear theory of e-cloud induced multibunch instability

[S.S. Win et al., Phys. Rev. ST-AB 8, 094401 (2005)]

Under linearity and superposition assumption, the momentum kick experienced by bunch i when bunch j is displaced can be written as:

$$\Delta y'_{p,i} = \frac{N_p r_e}{\gamma} \sum_{j>i}^{i+N_w} W_1(z_i - z_j) y_{p,j}$$

$$N_p = p.p.b.$$

$$\gamma = E / m_e c^2$$

$$\nu_\beta = \omega_\beta / \omega_0$$

$$M = \text{harm. numb.}$$

Coupled bunch instability is characterized by the dispersion relation:

$$(\Omega_m - \omega_\beta)L/c - \frac{N_p r_e c}{2\gamma\omega_\beta} \sum_{\ell=1}^{N_w} W_1(-\ell L_{sp}) \exp\left(2\pi i \ell \frac{m + \nu_\beta}{M}\right)$$

Bunches oscillate with a mode characterized by:

$$y_m(z_j) = a_m \exp[-i\Omega_m t + 2\pi i m j / M]$$

The momentum kick can be calculated numerically using the PEI-M code.

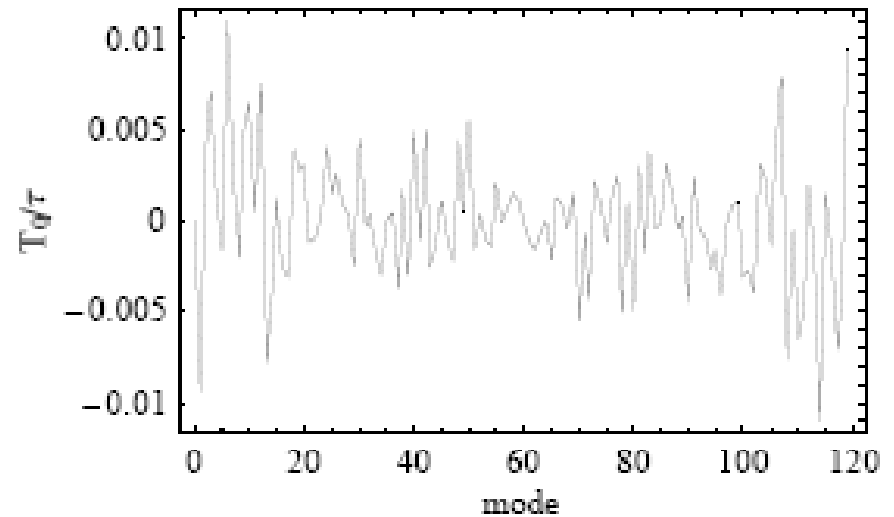
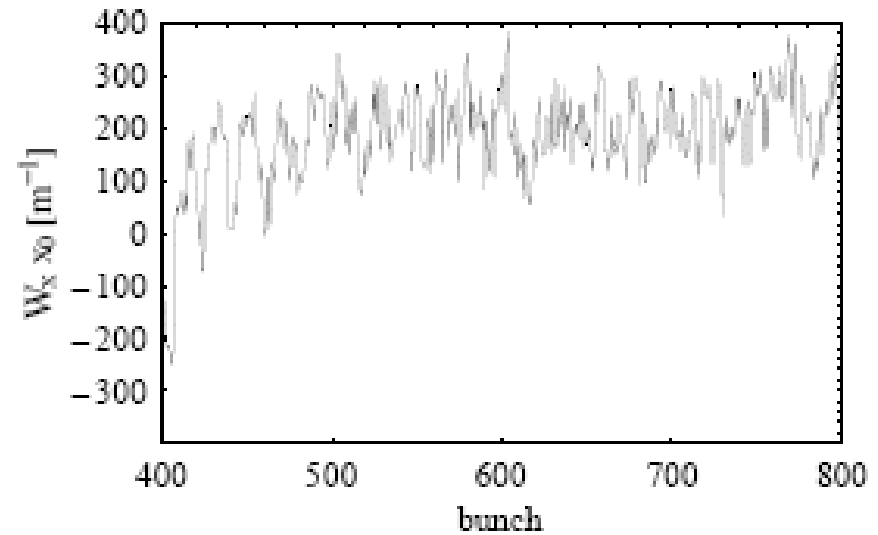
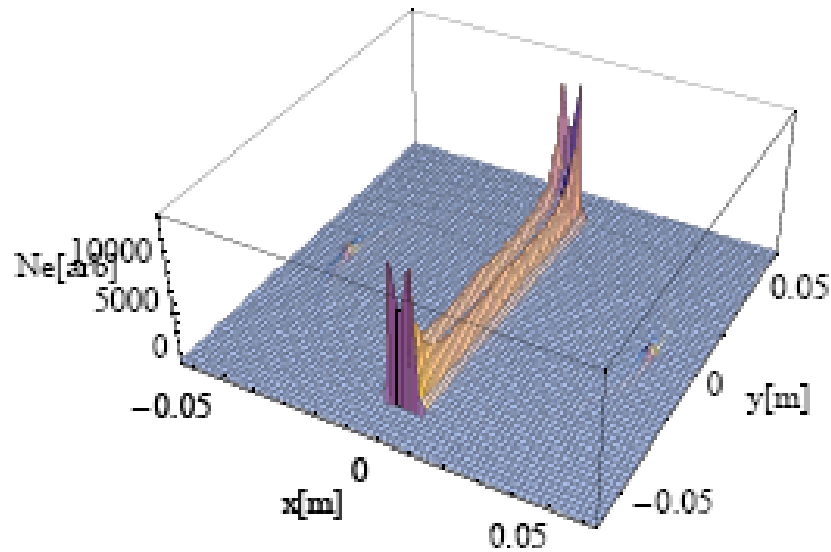
Simulation assumptions

- Electron cloud uniformly distributed along the ring
- Electrons in the arcs are assumed to move in a uniform vertical magnetic field
- Circular chambers

Input parameters for DAFNE simulations

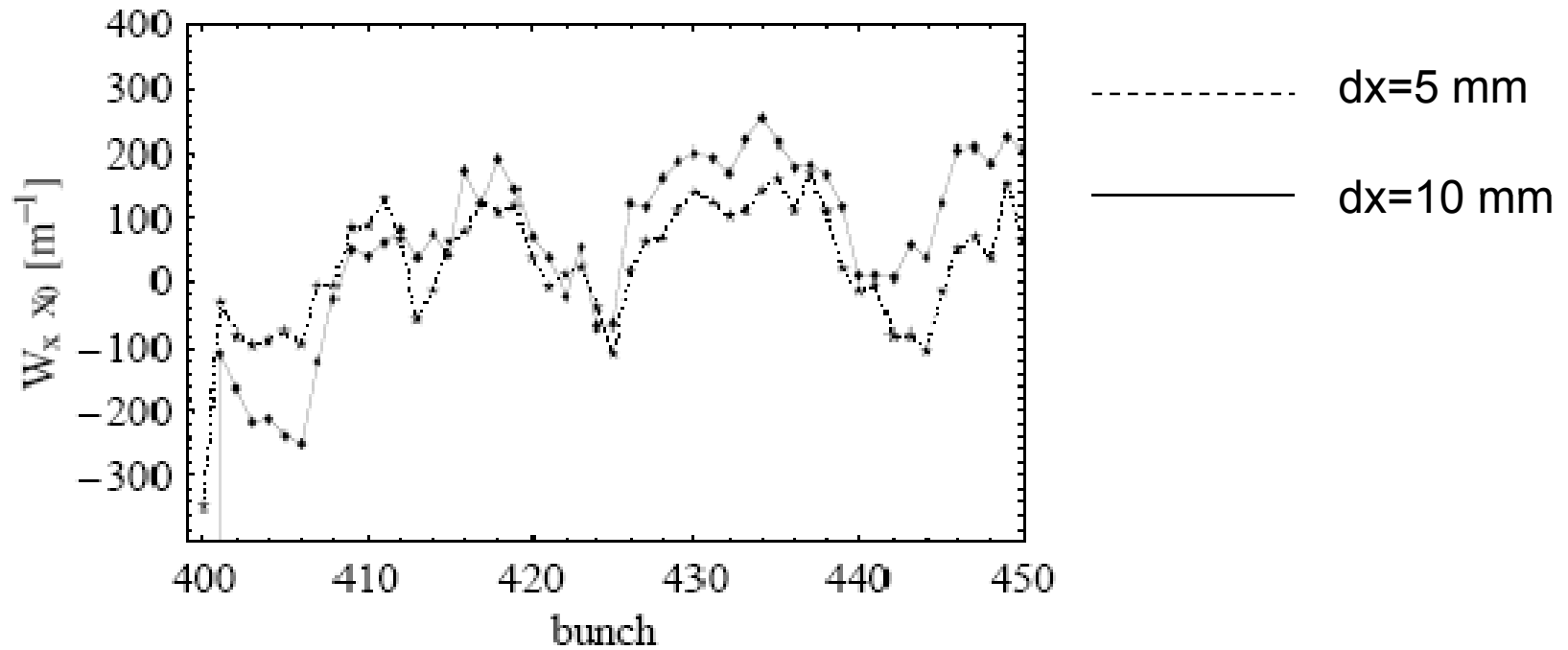
Bunch population	N_b	2.1; 4.2×10^{10}
Number of bunches	n_b	120; 60
Missing bunches	N_{gap}	0
Bunch spacing	$L_{\text{sep}}[\text{m}]$	0.8; 1.6
Bunch length	$\sigma_z [\text{mm}]$	18
Bunch horizontal size	$\sigma_x [\text{mm}]$	1.4
Bunch vertical size	$\sigma_y [\text{mm}]$	0.05
Chamber Radius	$R [\text{mm}]$	40
Hor./vert. beta function	$\beta_x[\text{m}]/\beta_y[\text{m}]$	4.1/1.1
Hor./vert. betatron tune	ν_x/ν_y	5.1/5.17
Primary electron rate	$d\lambda/ds$	0.0088
Photon Reflectivity	R	100% (uniform)
Max. Secondary Emission Yield	Δ_{max}	1.9
Energy at Max. SEY	$E_m [\text{eV}]$	250
Vert. magnetic field	$B_z [\text{T}]$	1.7

Instability caused by electrons in the DAFNE arcs



- $L_{sep} = 0.8$ m
- bunch 400 is hor. displaced ($x_0 = 5$ mm)
- Electron distribution
- Wake force
- Growth rate ~ 100 turn

Wake linearity

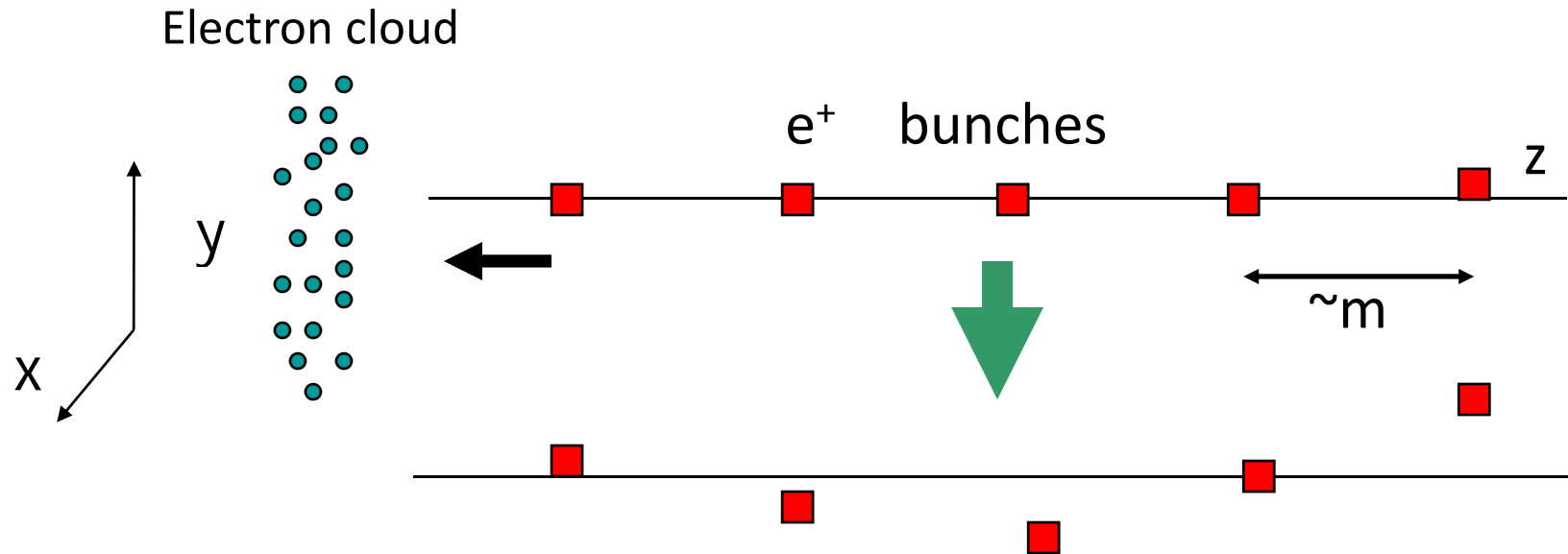


Linearity is satisfied up to no more than the 410th bunch

Tracking simulation

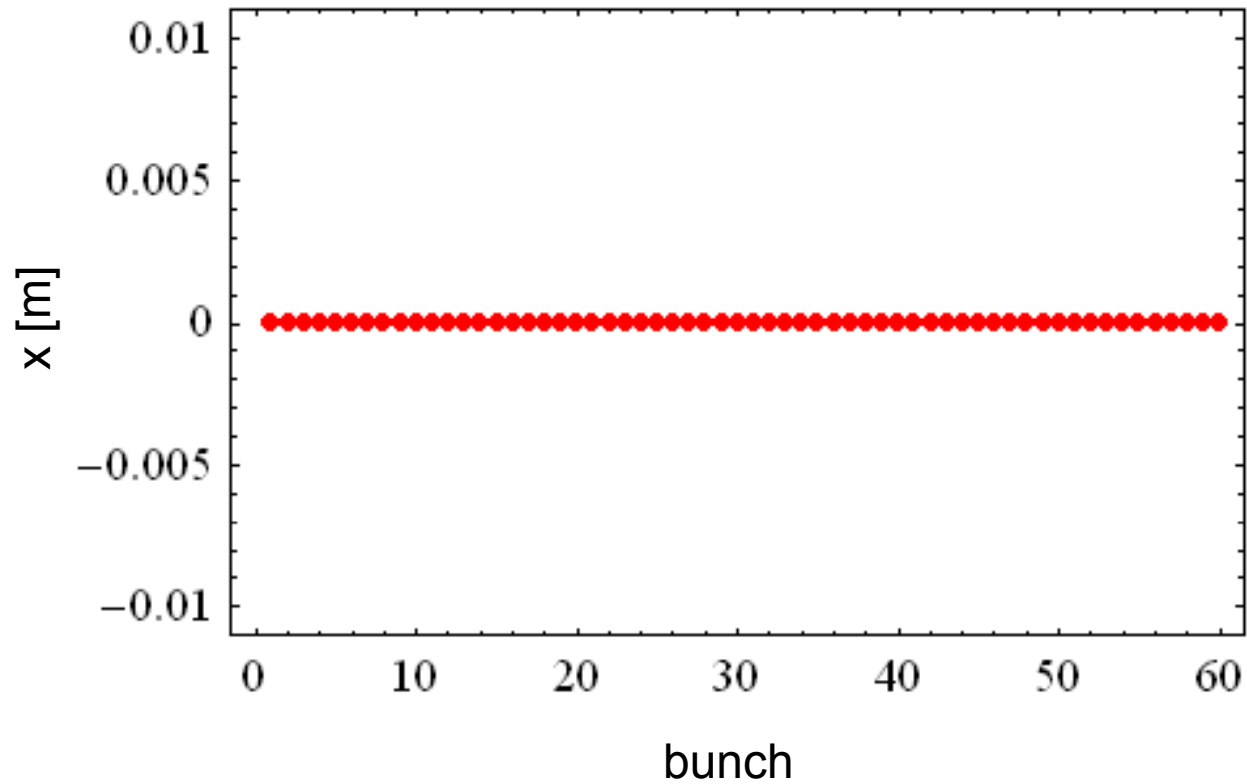
K.Ohmi, PRE55,7550 (1997)

K.Ohmi, PAC97, pp1667.



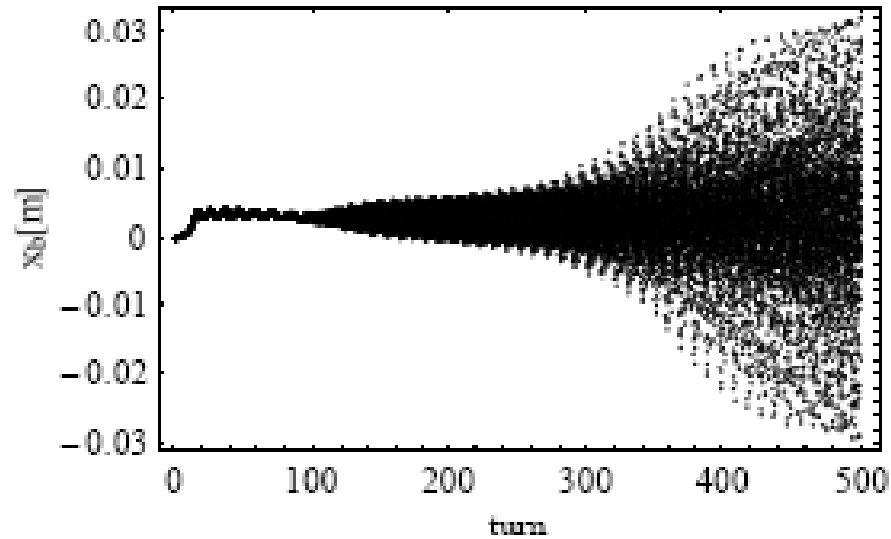
- Solve both equations of beam and electrons simultaneously, giving the transverse amplitude of each bunch as a function of time.
- Fourier transformation of the amplitudes gives a spectrum of the unstable mode, identified by peaks of the betatron sidebands.

Bunch train evolution



1.2 A in 60 equispaced bunches

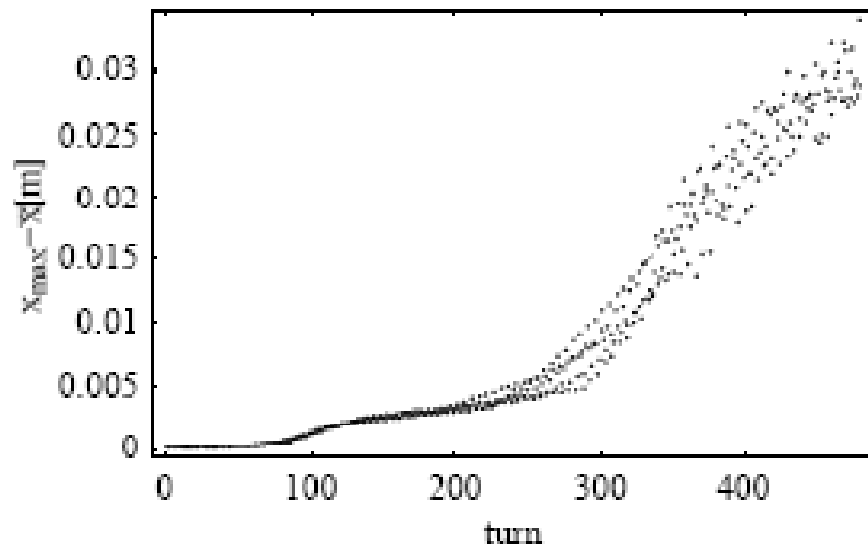
Mode spectrum and growth rate



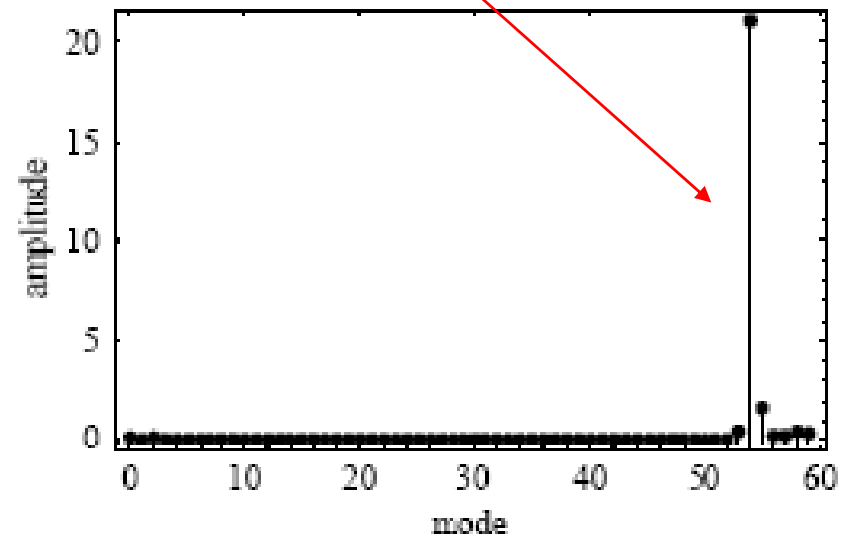
60 equispaced bunches

Beam current 1.2 A

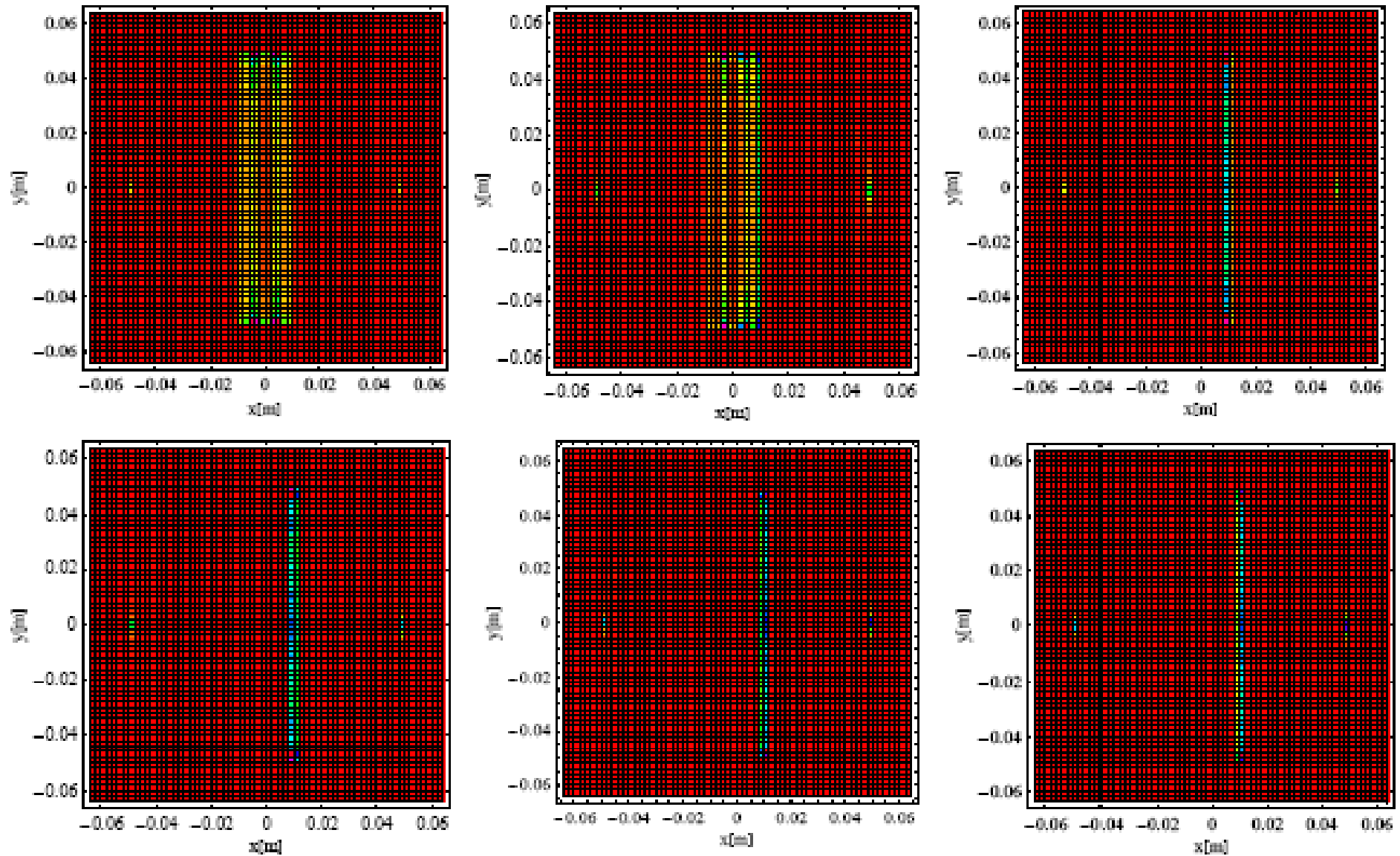
Growth time ~ 100 turn



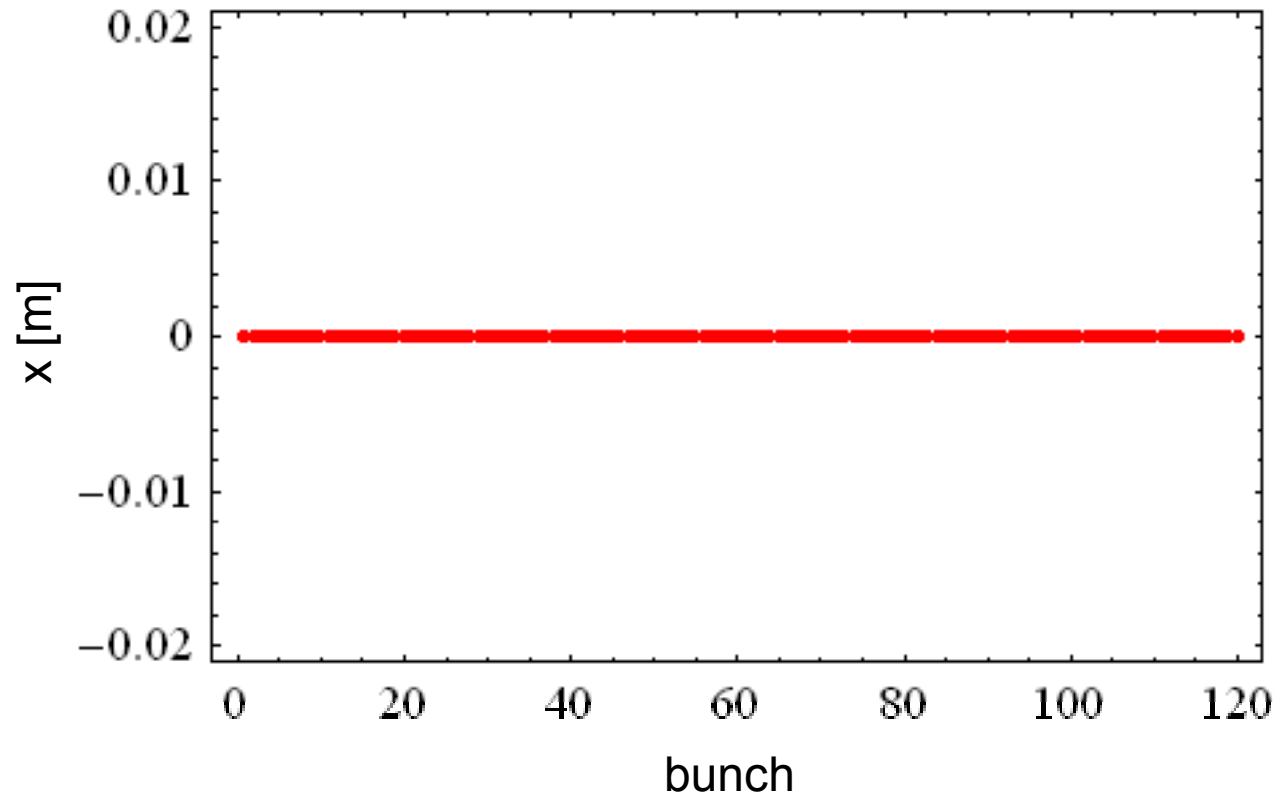
-1 mode (60-5-1=54)



e-cloud density evolution



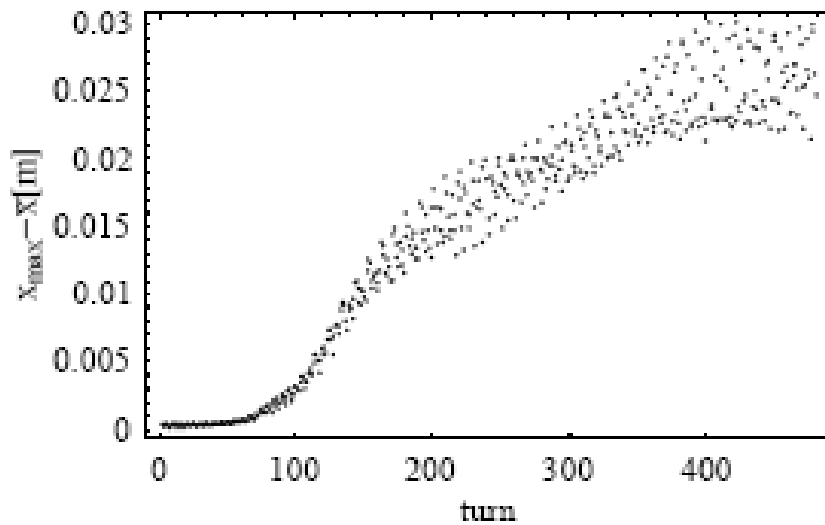
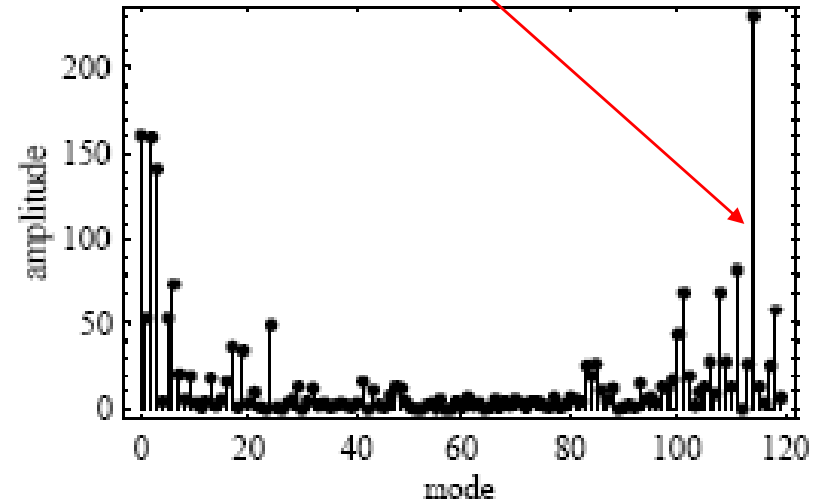
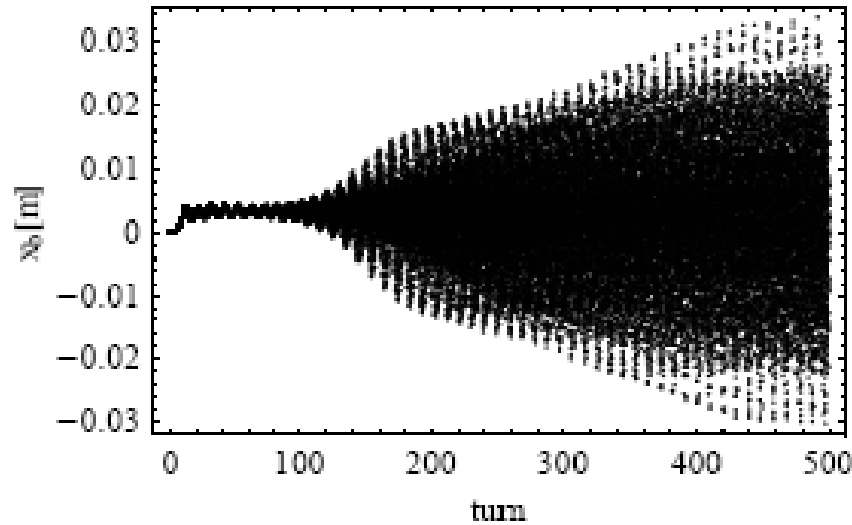
Bunch train evolution



1.2 A in 120 equispaced bunches

Mode spectrum and growth rate

-1 mode (120-5-1=154)



120 equispaced bunches

Beam current 1.2 A

Growth time \sim 100 turn

Simulations vs measurements

Measurement		Simulation	
I[mA]/nb	τ/T_0	I[mA]/nb	τ/T_0
1000/105	73	1200/120	100
750/105	56	900/120	95
500/105	100	600/120	130

Conclusions and outlook

- Coupled-bunch instability has been simulated using PEI-M for the DAFNE parameters
- Preliminary results are in qualitative agreement with grow-dump measurements
- Explore a wider range of beam and chamber parameters
- Compare the results with other codes (Ecloud, POSINST)
- Modify the code to include elliptical boundaries