
Target Shock Wave Study



Stefan Hesselbach
IPPP, University of Durham



TILC 09, Tsukuba, Japan

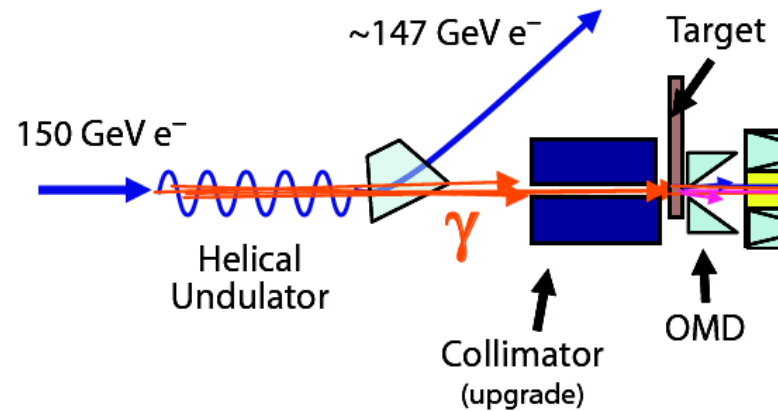
19 April 2009

Outline

- Introduction
- Positron creation in target
- Thermal shocks in target
- Initial energy deposition in target
- Hydrodynamical model for heat flow
- Conclusions

Introduction

- Positron source, e.g. ILC RDR:



- Polarized γ on target \Rightarrow polarized e^+
- Leading production process: e^+e^- pair creation
- Possible problems: thermal shocks in target
- Rotating wheel targets
- Prototype in Daresbury (Ti alloy) [L. Jenner's talk]
- Alternatives: Liquid metals (Bi-Pb, Hg) [e.g. A.A. Mikhailichenko, CBN06-1, 2006]

Positron creation in target

[e.g. A.A. Mikhailichenko, PhD Thesis, 1986 (CBN 02/13, 2002)]

[K. Flöttmann, PhD Thesis, 1993]

[V.N. Baier, V.M. Katkov, Phys. Rept. **409** (2005) 261]

- Leading process: e^+e^- pair creation
- Quasi-classical approximations
- Simulation with e.g. GEANT, FLUKA
 - tested against data
- Program KONN (CONVERSION.EXE) [A.A. Mikhailichenko]
 - Includes: undulator → target → lens → acceleration
 - Output: efficiencies, effective polarizations
 - hard to test/compare details of processes in target

Thermal shocks in target

- Rapid energy deposition of γ beam \Rightarrow pressure shock wave
- Hydrodynamical model [e.g. A.A. Mikhailichenko, CBN06-1, 2006]
 - \rightarrow Temperature $T = T(\vec{x}, t)$, pressure $P = P(\vec{x}, t)$
described by hydrodynamical equations
- Simulations at LLNL and Cornell
[talks at Argonne meeting, Sept. 2007, by T. Piggott and A.A. Mikhailichenko, respectively]
- Cornell simulations
 - FlexPDE
 - Results: *“Ti target not surviving with present margins”*

Thermal shocks in target

Plan: Check hydrodynamic model behind simulations

E.g. for Cornell simulations [A.A. Mikhailichenko, CBN06-1, 2006, talk at Argonne meeting]

- Temperature: $\nabla(k\nabla T) + \dot{Q} = \rho c_V \dot{T}$

$\dot{Q}(\vec{x}, t)$: density of energy deposition; c_V : heat capacity

- Pressure: $\ddot{P} - \nabla(c_0^2 \nabla P) = \Gamma/V_0 \dot{Q}$

c_0 : speed of sound; $\Gamma = \Gamma(V) = V/c_V(\partial P/\partial T)_V$

- Gaussian distribution of energy deposition:

$$\dot{Q} = \sum_j \frac{2cQ_{\text{bunch}}}{\pi\sqrt{\pi}\sigma_z\sigma_{\perp}^2 l_T} \frac{z}{l_T} \exp\left(-\frac{(z+z_0-c(t-jt_0))^2}{\sigma_z^2}\right) \exp\left(-\frac{r^2}{\sigma_{\perp}^2}\right)$$

$\int \dot{Q}(\vec{x}, t) dV dt = Q_{\text{bunch}}$; σ_z, σ_{\perp} : bunch dimensions; l_T : target thickness

- Density of energy distribution: $Q(\vec{x}) = \int \dot{Q}(\vec{x}, t) dt$

Energy deposition in target

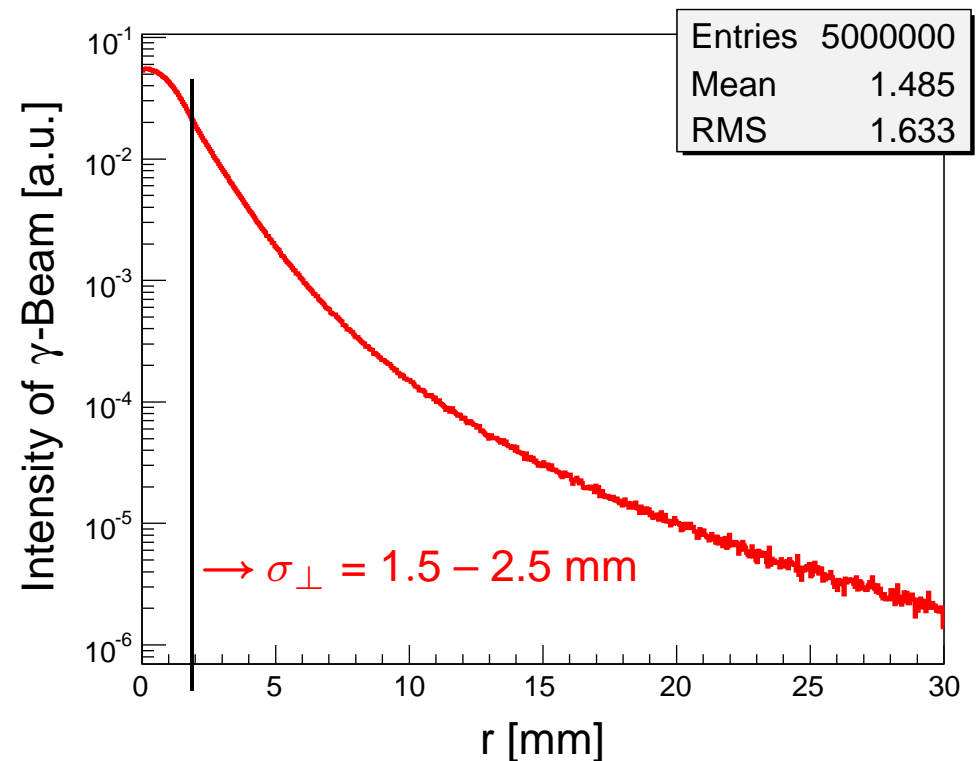
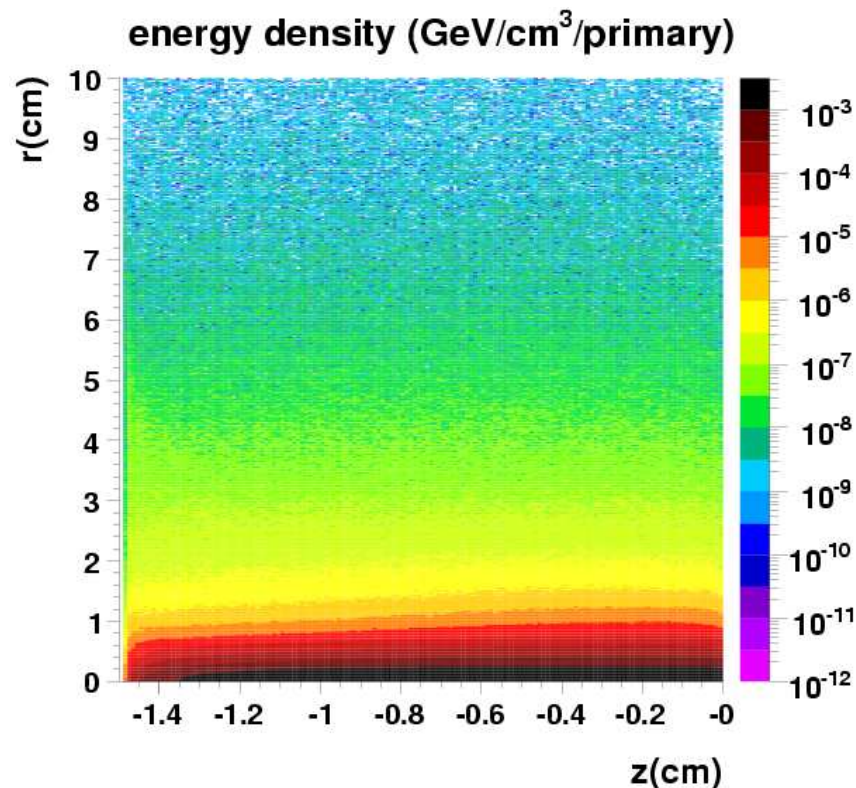
Simulation with FLUKA

[Zeuthen group: S. Riemann, A. Schällicke, A. Ushakov]

Includes higher harmonics of undulator radiation

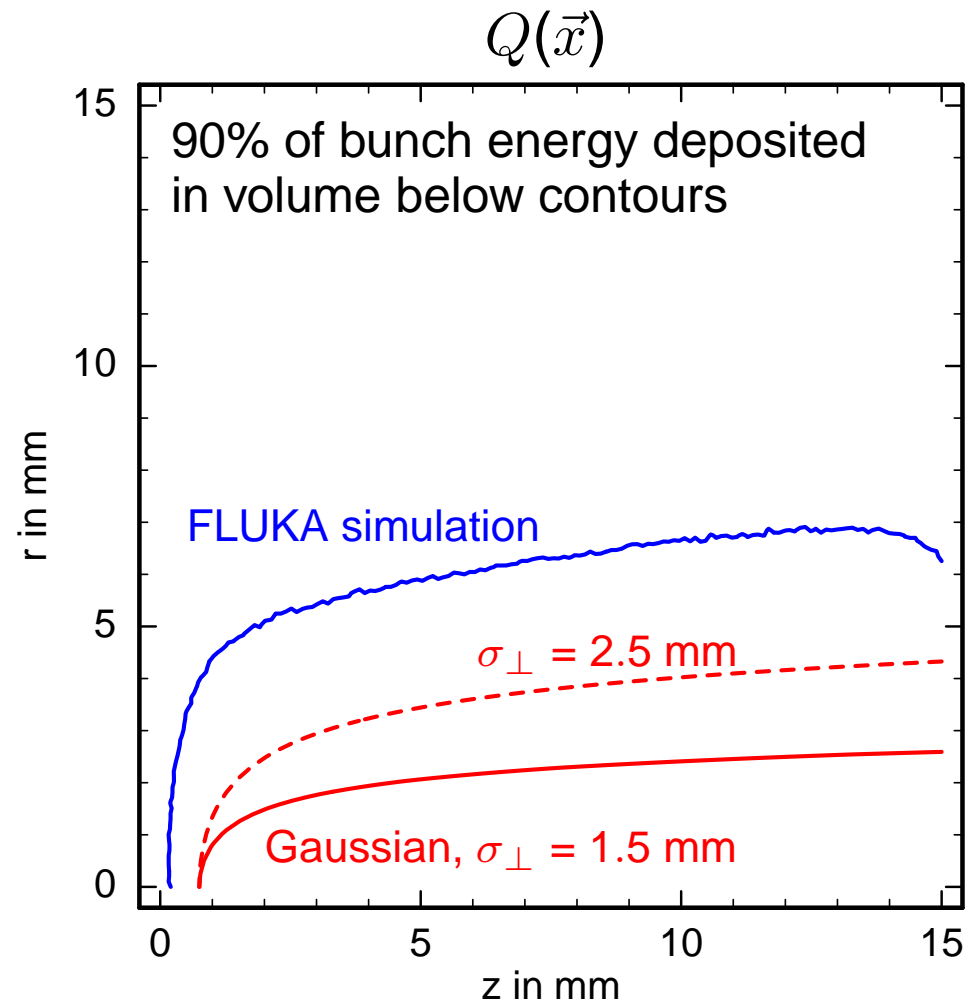
[A. Ushakov, talk at Zeuthen meeting, April 2008]

→ γ -beam intensity extends to larger r than for Gaussian distribution



Energy deposition in target

Comparison



⇒ In (more realistic) FLUKA simulation **the energy is distributed in larger volume** than in Gaussian approximation

Energy deposition in target

Angular distribution of undulator radiation

[B.M. Kincaid, J. Appl. Phys. **48** (1977) 2684]

$$\frac{dW}{d\Omega} = \frac{8Ne^2\omega_0 K^2 \gamma^4}{c(1 + K^2 + \gamma^2\theta^2)^3} \sum_{n=1}^{\infty} n^2 \left[J_n'^2(x_n) + \left(\frac{\gamma\theta}{K} - \frac{n}{x_n} \right)^2 J_n^2(x_n) \right]$$

where $J_n(x)$: Bessel function of the first kind

$$\gamma = \frac{E_{e^-}}{m_e}, \quad x_n = \frac{2Kn\gamma\theta}{(1 + K^2 + \gamma^2\theta^2)}, \quad \omega_0 = \frac{2\pi\beta^*c}{\lambda_0}, \quad \beta^* = \beta \sqrt{1 - \left(\frac{K}{\gamma} \right)^2}$$

for undulator with K , period λ_0 , number of periods N

and e^- beam energy E_{e^-}

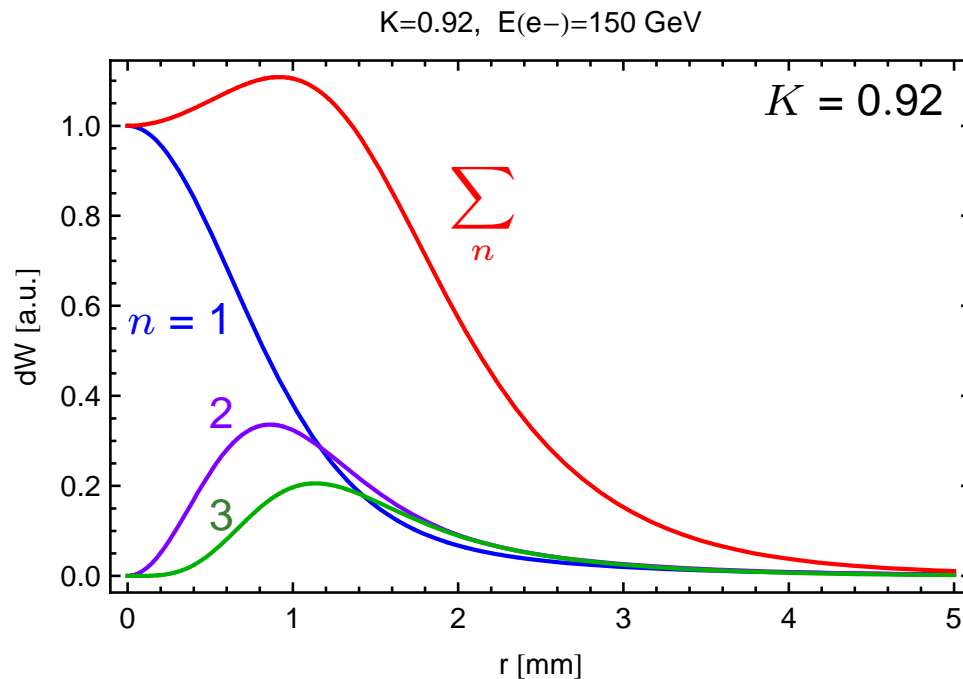
In the following:

Normalisation $dW(K = 0.92, E_{e^-} = 150 \text{ GeV}, \theta \rightarrow 0) \equiv 1$

Energy deposition in target

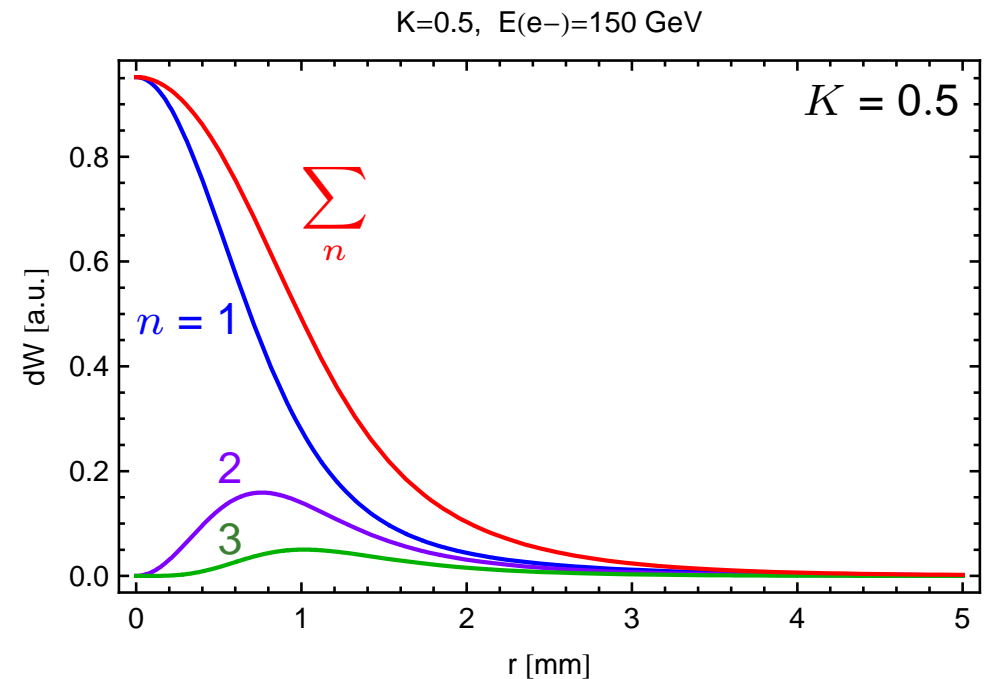
Energy distribution $dW(r)$ at target surface

for $r = \theta d_{UT}$, undulator-target distance $d_{UT} = 500$ m, $E_{e^-} = 150$ GeV



⇒ $K \sim 1$:

Gaussian approximation ($n = 1$)
underestimates volume of initial
energy deposition



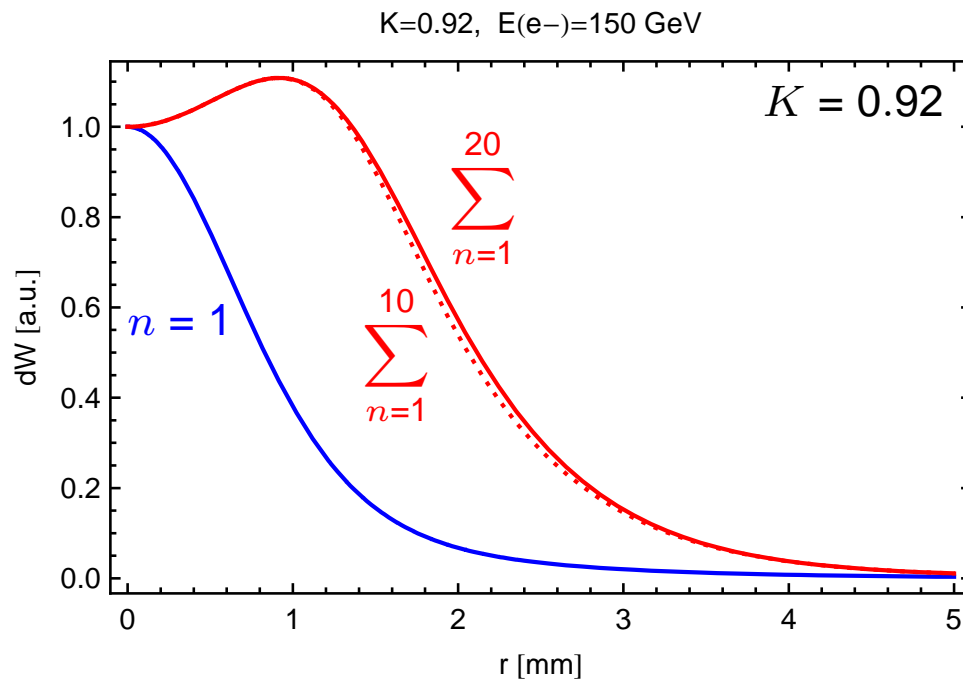
⇒ $K \lesssim 0.5$:

Gaussian approximation better

Energy deposition in target

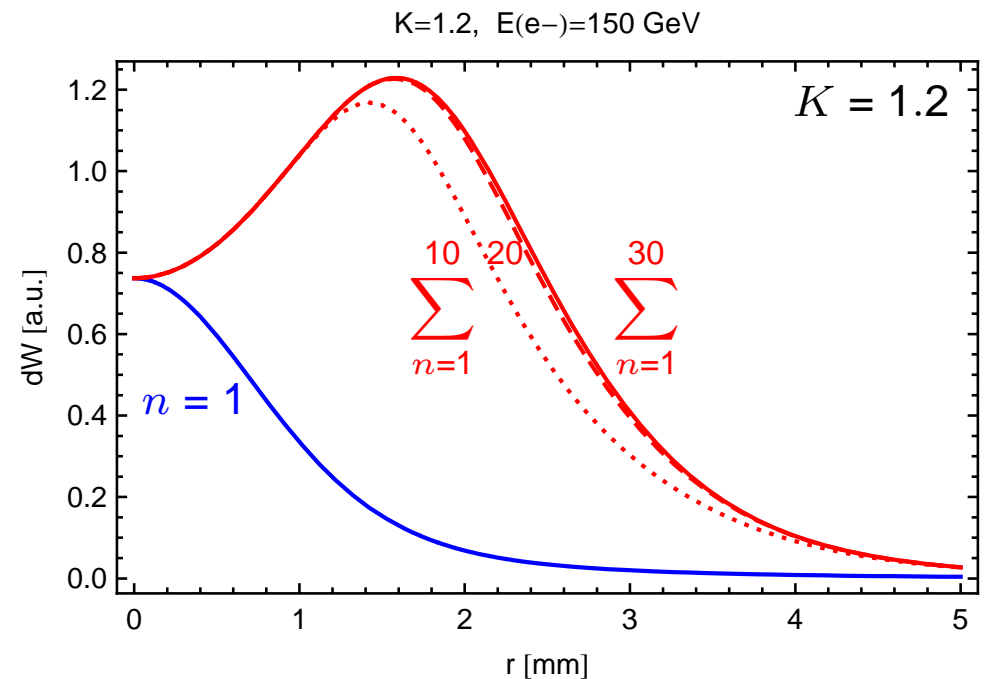
Higher harmonics in $dW(r)$

($d_{UT} = 500$ m)



$\Rightarrow K \sim 1$:

First 10 harmonics describe
distribution well



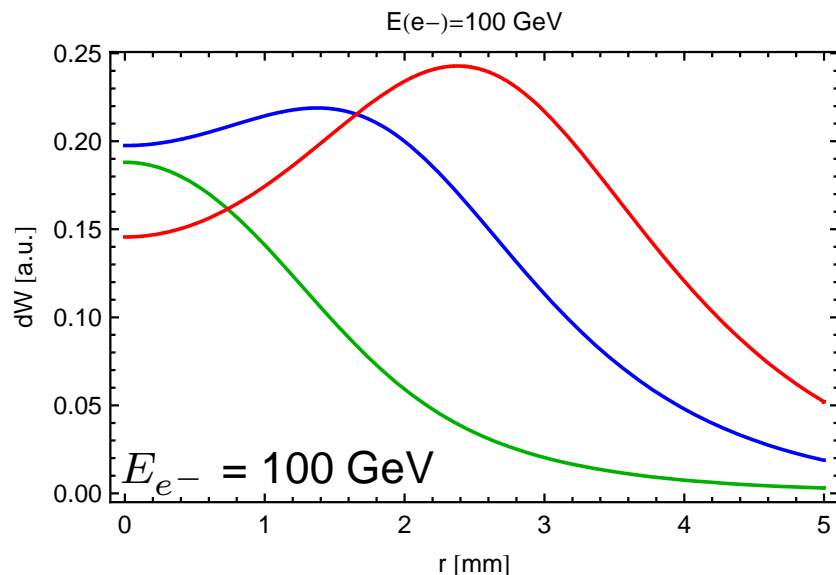
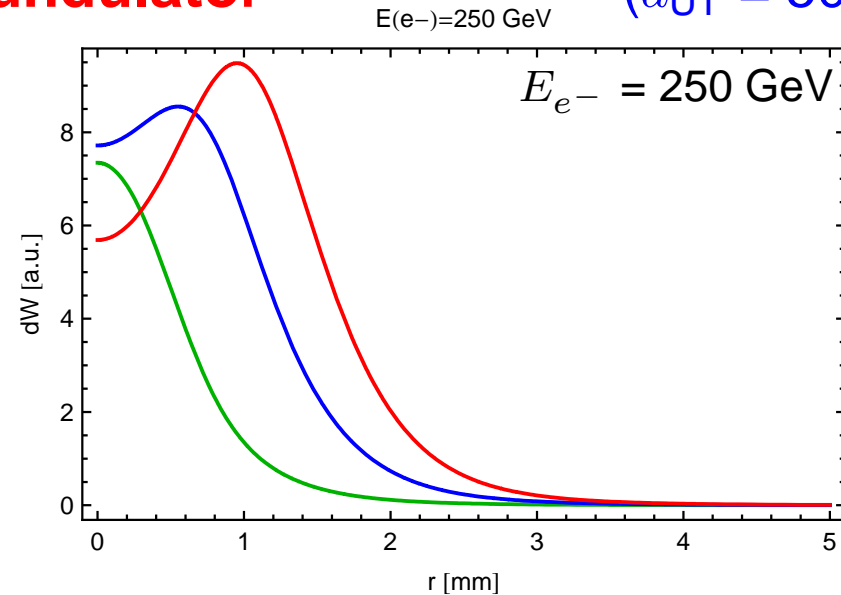
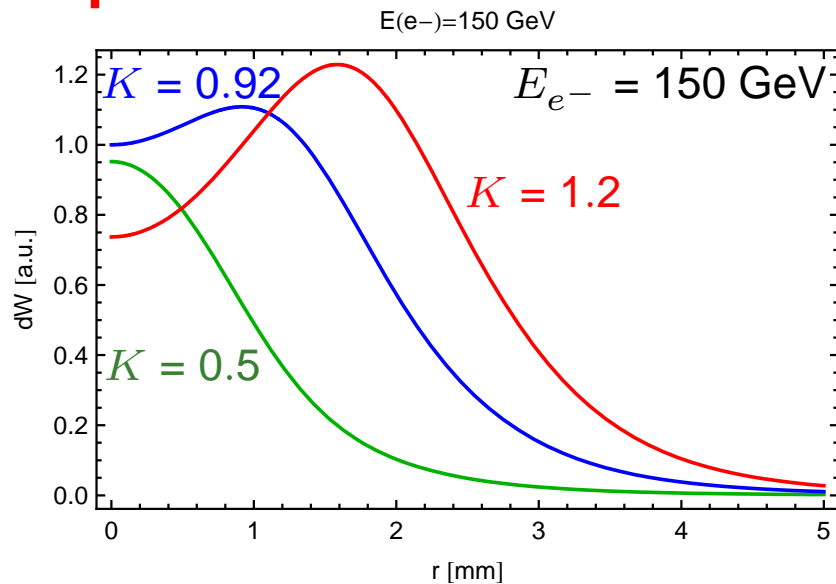
$\Rightarrow K > 1$:

More harmonics necessary

Energy deposition in target

Dependence on e^- beam energy in undulator

($d_{UT} = 500$ m)



⇒ $E_{e^-} = 250$ GeV:

Larger energy hits target in smaller volume than for $E_{e^-} = 150$ GeV

→ Steeper temperature gradients?

→ Test impact on thermal stress!

Hydrodynamical model

- Relevant **time scale** $\sim 10^{-7}$ s (governed by speed of sound)
 - ⇒ energy deposition by 1 bunch is instantaneous
(time scale $l_T/c \sim 5 \cdot 10^{-11}$ s)
 - $Q(\vec{x})$ defines initial temperature distribution
- Within **time scale** $\sim 10^{-7}$ s also next bunch hits target
- Application of hydrodynamical model for heat transport
 - solve partial differential equations with FlexPDE

Hydrodynamical model

Work underway

- Read FLUKA simulated initial energy deposition into FlexPDE
- Calculate time evolution of temperature and pressure distributions using
 - Heat equation: $\nabla(k\nabla T) + \dot{Q} = \rho c_V \dot{T}$
 - Pressure: $\ddot{P} - \nabla(c_0^2 \nabla P) = \Gamma/V_0 \dot{Q}$
- Resulting shock waves can be analysed
- Outlook: improvement of hydrodynamical model

Conclusions

- Initial energy deposition in target
 - Cornell simulations → Gaussian approximation (first harmonic)
 - $K \sim 1$ underestimates volume where energy is deposited
 - $K \lesssim 0.5$: Gaussian approximation better
 - Higher E_{e^-} ⇒ larger energy hits target in smaller volume
 - Important issues if target survivability is discussed
- Application and test of hydrodynamical model for heat transport
 - Work underway
- Combine efforts with studies about radiation damage in collimators
 - [J.L. Fernandez-Hernando, talk at LCUK Meeting, Birmingham, April 2008]
 - Tests at ATF-KEK