

Muon System Status

Henry Band

University of Wisconsin

Gene Fisk

Fermilab

Outline

- *LOI Status*
 - *Good shape*
 - *Minor edits required*
 - *Move scintillation option to appendix?*
- *R&D proposals*
 - *Mostly focused on electronics/DAQ*
 - *Applicable to HCAL*
- *RPC*
 - *Princeton -Aging*
 - *U. Of Wisconsin - KPIX/IHEP RPCs*
- *Scintillators/SiPMs*
 - *Wayne State, Indiana, N.I.U. , Notre Dame*
 - *Fermilab*
 - *INFN(Trieste)/Udine*

New Web Page – Doug Wright LLNL

Muon – SiD

http://silicondetector.org/display/SiD/Muon

Most Visited Getting Started Latest Headlines Apple Yahoo! Google Maps YouTube Wikipedia News Popular

Muon – SiD SID Collaboration Meeting at SLAC

SiD Dashboard Silicon Detector for ILC Working Groups

SILICON DETECTOR DESIGN STUDY Log In

SID Home
Sign Up for SiD Emails
Org Chart
Participating Institutions
Meetings
Monthly Collaboration Meeting
Weekly Meetings
Workshops and Conferences
Previous Events
Documents
Simulation
Detector versions
Working Groups
Web Site
Recent Updates
Index
Search
Links

Page Operations
Browse Space

Muon System Working Group

Inbox: Use this page to upload your files.

Muon R&D

Meetings (All on one page)

- [08-11-17 LCWS2008 Chicago Muon Talks](#)
- [08-09-17 SiD Workshop Boulder Muon Talks](#)
- [08-04-14 SiD Workshop RAL Muon Talks](#)
- [08-01-28 SiD Workshop SLAC Muon Talks](#)
- [07-10-22 ALCPG Fermilab Muon Talks](#)
- [07-05-30 LCWS 2007 DESY Muon Talks](#)
- [06-10-26 SiD Workshop SLAC Muon Talks](#)
- [05-12-16 SiD Workshop Fermilab Muon Talks](#)

SiD related meetings since March 2008

SiD related meetings March 2008 and before

SiD Hypernews Forums

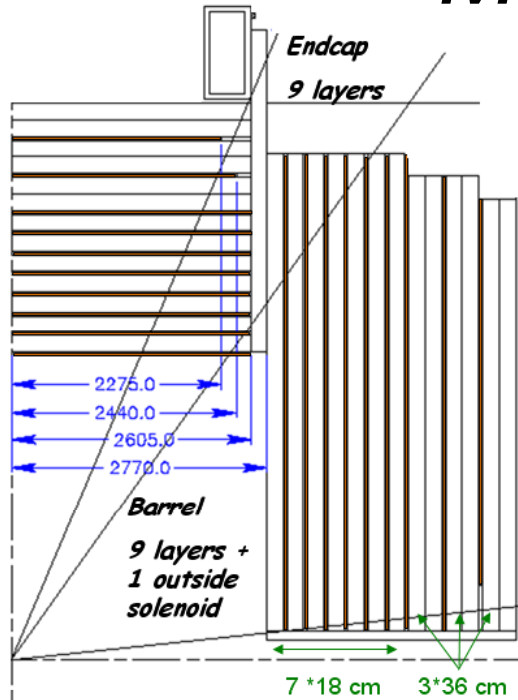
Send comments to [Doug Wright](#) ([wiki](#) [doc](#) [icon](#) [glossary](#))

Done

Muon LOI

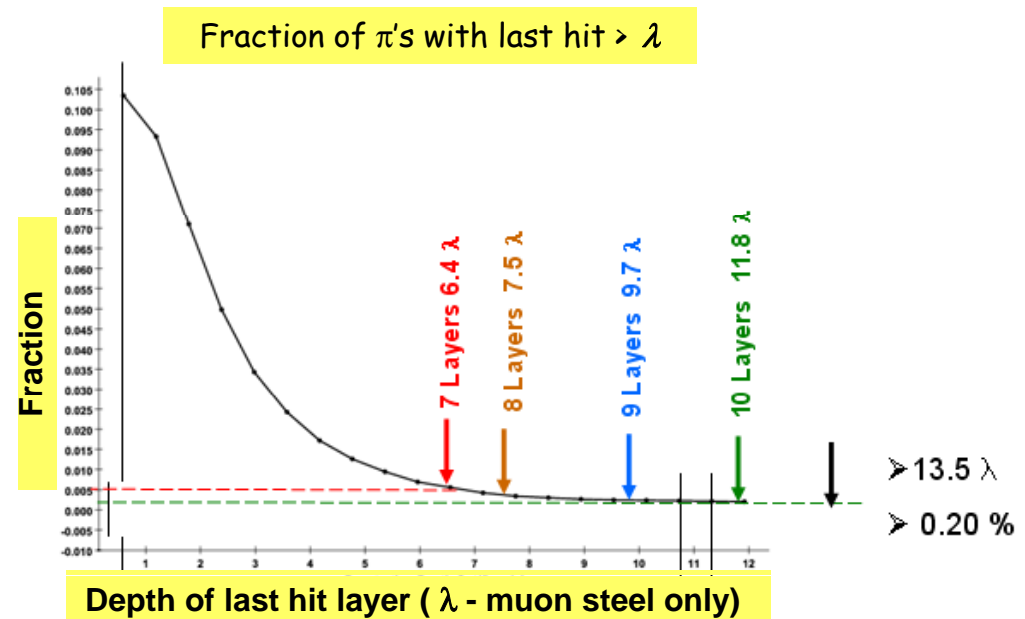
- *LOI baseline is double gap RPCs operating in avalanche mode*
- *Alternate technology is scintillating strips read by SiPMs*
- *LOI section is 11 pages, > 1/2 on R&D*
 - *1 page of references*
 - *1 page R&D table*
- *10-11 layers not yet optimized*
 - *~1 cm resolution*
 - *4500 m²*
- *Backgrounds*
 - *3 10⁻³/cm²- train from beam halo induced muons*
 - **10 at small radii (30cm) from 2γ hadrons & μ's*

Muon /Flux Return



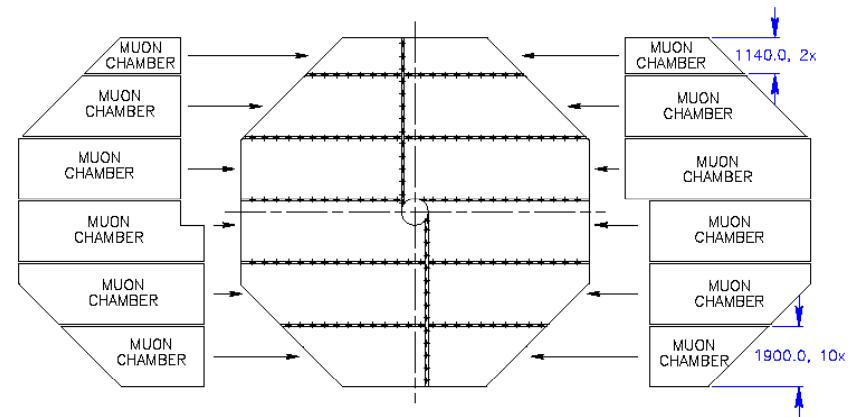
- 10-11 layers
- ECAL + HCAL + Solenoid = 6λ
- Muon = 14λ
- Study of pion misidentification vs cut on penetration depth in steel flux return, $10 < p < 50 \text{ GeV}/c$ - flat distribution

- Steel thickness determined by flux return requirements
- Modest detector resolution needs can be met by scintillator strips or RPCs



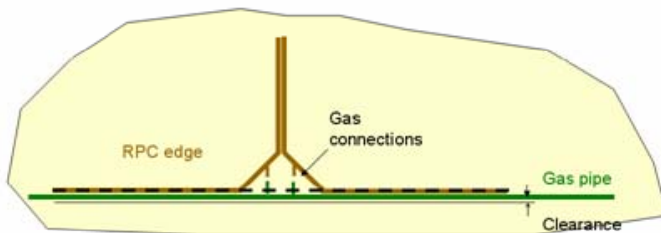
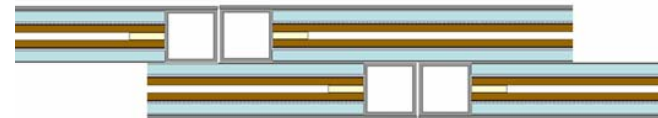
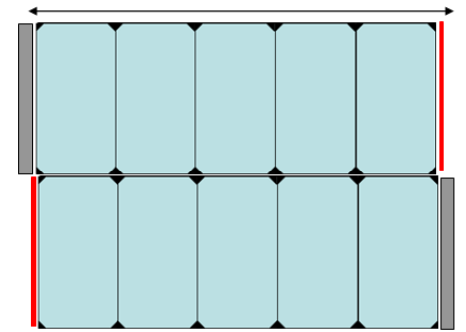
RPC Baseline

- *Double gap RPCs operated in avalanche mode*
- *RPC and steel boundaries staggered to minimize geometric inefficiencies*
- *> 93% eff. per layer*
- *Digitized by KPIX64*



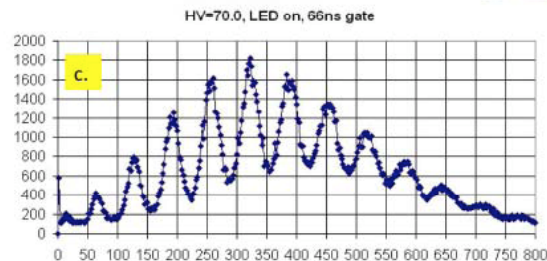

Endcap

Barrel
5.7 m



Scintillating Strip – Alternate Technology


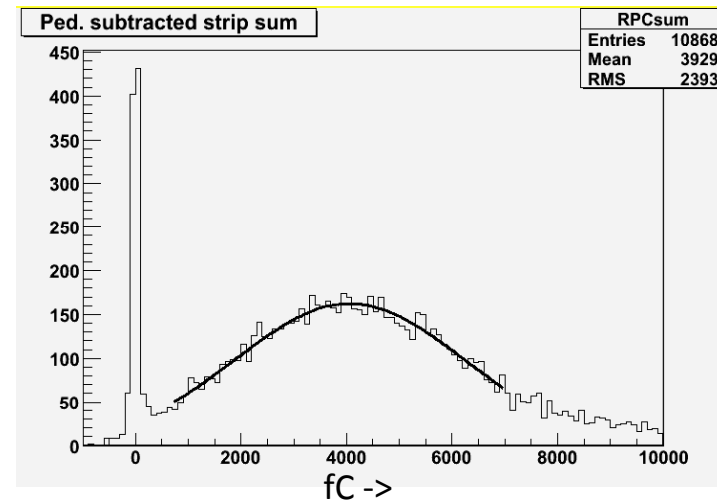
- *Double layer of extruded “Minos” style scintillating strips - 4 cm by 1 cm by 2-6 meters long*



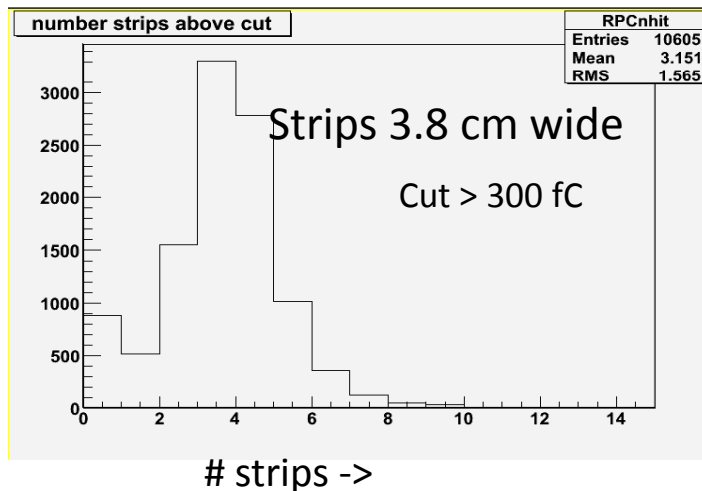
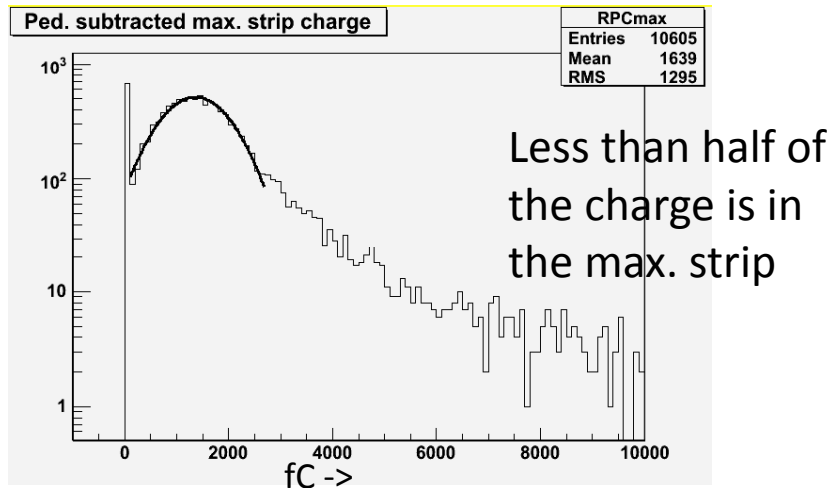
- *Single ended readout*
- *Need to measure photo-electron yields with SiPMs*

RPC R&D – Wisconsin - H. Band

- **RPC/KPiX Studies**
 - **Continuation of LCRD grant to study use of KPiX chip to digitize avalanche mode RPC signals**
 - **In collaboration with SLAC KPiX group Herbst, Freytag**
- **Progress to date**
 - **“Proof of concept”**



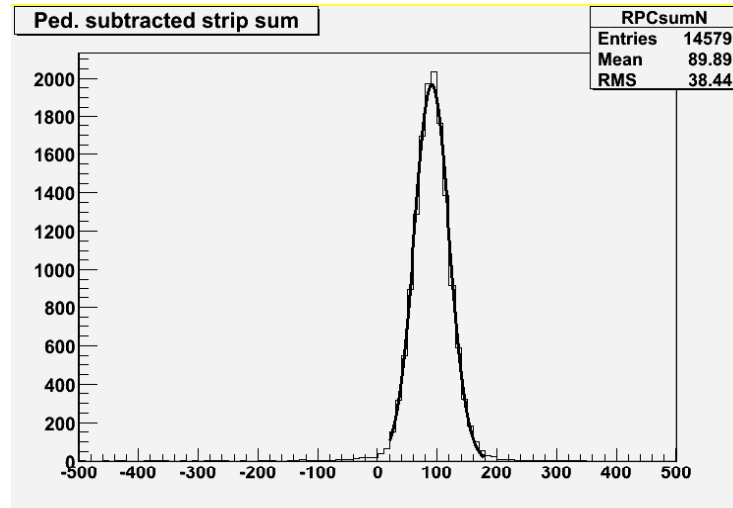
RPC R&D – Wisconsin (2)



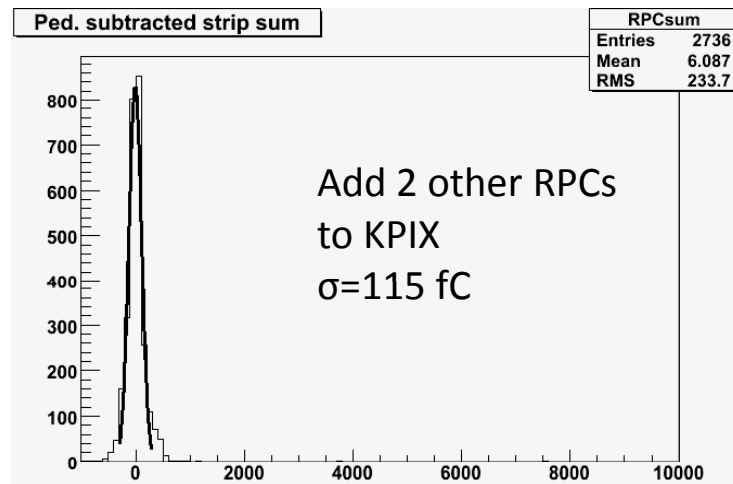
- **FY2009 Milestones**

- Relocate test-stand
- Make current, rate, and efficiency measurements of IHEP test RPCs operating in avalanche mode.
- Readout multiple RPCs with 1 KPiX(v. 7) chip
- Readout negative RPC signals with KPiX(v. 7)
- Test KPiX (v. 7 & v. 8) trigger and reset operating modes.
- Optimize RPC/KPiX interface board design to maximize efficiency and minimize strip multiplicity.

RPC R&D – Wisconsin (3)



fc ->




fc ->

- **FY2010 & FY2011 Milestones:**
 - Readout multiple KPIX chips
 - Use position and charge information from multiple RPC/KPIX devices to make fitted cosmic ray tracks
 - Study position resolution of RPC/KPIX tracks,
 - Test HCAL prototypes in teststand
 - Study response on IHEP RPCs to HF.
 - Begin IHEP RPC aging studies

RPC R&D - Princeton

- **Aging Study for SiD Hcal and Muon System RPCs**
- **Progress to date**



Marble side of BaBar Bakelite plate, the marble-pattern is completely disappeared, also discolored.

Brown side of Bakelite plate shows slightly discolored mark.

Figure4. HF vapor corrosive action on BaBar Bakelite surface.


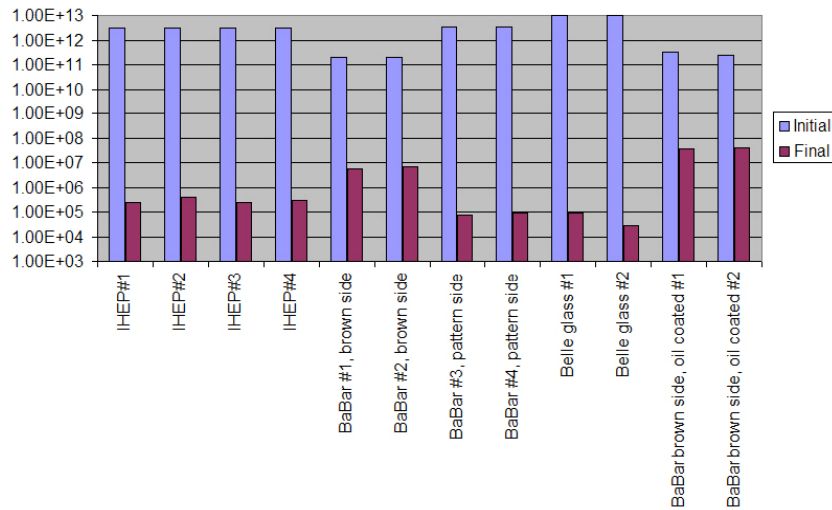


Figure 5. HF corrosive action on BES III bakelite surface.

RPC R&D – Princeton (2)

- *FY2009 Milestones*

- *Purchase optical microscope, open the previously aged RPC and survey the inner surface*
- *Set up expanded cosmic-ray-trigger counter array*
- *Prepare 5 new BESIII-type test RPCs*
- *Start a new round of aging tests.*

- *Beyond FY2009*

- *Collaborate with IHEP and Gaonengke to try out various new Bakelite electrodes*
- *Bench top test robustness to HF*
- *General performance test for new Bakelite electrode*
- *Aging test for the new RPC.*

Scint-SiPM Muon/Tail-catcher R&D

Feb 17, 2009

*G. Fisk, A. Para, P. Rubinov - Fermilab,
D. Cauz, A. Driutta, G. Pauletta - IRST/INFN-Udine,
R. Van Kooten, P. Smith - Indiana Univ.,
A. Dychkant, D. Hedin, V. Zutshi - No. Ill. Univ.,
M. McKenna, M. Wayne - Univ. of Notre Dame
A. Gutierrez, P. Karchin, C. Milstene - Wayne State
H. Band - Univ. Of Wisconsin*

* Non-funded collaborators

Scintillator/SiPM

Priority	R&D Item	Institutions	Personnel
1	Silicon PMs from HPK and IRST - Bench Tests Current vs Bias Voltage to establish operating Voltage, gain, noise rate as a function of temperature, threshold, etc. Have 150 devices from IRST (Italy) & HPK (Japan) LED pulser development.	Fermilab Indiana INFN Udine NIU Notre Dame Wayne State	Si Detector Facility: Para, Rubinov Van Kooten & students G. Pauletta & collaborators Hedin, Chakraborty, Dychkant, Zutshi Wayne, Baumbaugh, McKenna Karchin, Gutierrez, students
1	Strip and Fiber Mechanical R&D. Geometry of strip ends + SiPM FE miniature circuit. Preparation of ~30 scint. Strips w/WLS fiber. QC checks. Light pulser tests. Instrumentation.	Notre Dame Fermilab INFN Udine	McKenna, Wayne Rubinov, Fisk Pauletta
1	MTest device studies: both strips and instrumentation. Calibration measurements: 1, 2, 3, 4, n,.. p.e.s obsv'd. Signal/noise vs. transverse & longitudinal position. CAMAC and Minerva electronics.	INFN Udine Fermilab Notre Dame Wayne State	Pauletta et al Rubinov, Fisk Baumbaugh Gutierrez, students
2	FE electronics development: AC vs. DC coupling; Design of ASIC with temperature compensated gain; Strip signal transport, collection and digitization. Multiplexing digitized signal scheme and design.	Fermilab Indiana Wayne State INFN Udine	Rubinov Van Kooten Karchin Pauletta
2	Tail catcher with CALICE; Beam tests results vs. number of pixels; Gain issues	NIU	Chakaraborty, Zutshi
3	Fast timing measurements	NIU	Hedin
3	Simulations. Testbeam software. Analysis software.	Rochester INFN Udine All	Manly Pauletta, et al
4	Co-extrusion of scintillator and WLS fiber	Fermilab Notre Dame	Fisk Ruchti, Wayne, McKenna

What R&D have we done?

Previous Studies

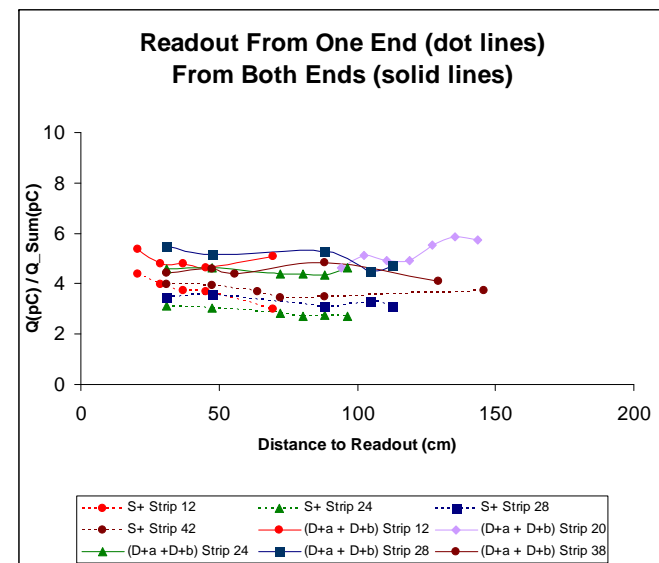
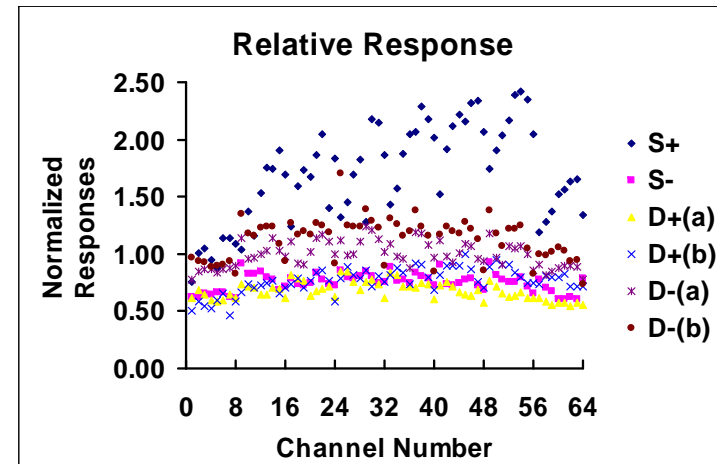
Hamamatsu H7546B

64 channel MAPMTs
calibrated using a 5mCi Sr⁹⁰
in contact w/plastic
scintillator and WLS fiber to
each MAPMT pixel.

Measured both single ended (S)
and dual (D) readout.

3 pC for (S), 5 pC for (D)
~50% more light with (D)

Nominal gain $\sim 2 \times 10^6$ @ 960 V



FY09 Activities

- *Northern Illinois University* – procurement of new SiPM devices, comparison of LN2 and room temperature operation of SiPMs, CALICE-TCMT operation and analysis
- *University of Notre Dame* – gain and noise of SiPMs versus temperature at room temperatures, comparison of commercial and specialized front-end amplifiers, strip and fiber mechanical R&D
- *Indiana University* – design of bias voltage and temperature control system, test-beam support
- *Wayne State University* – comparison of SiPMs from different manufacturers, test beam support

Very preliminary results

- *IRST SiPM typical plots*

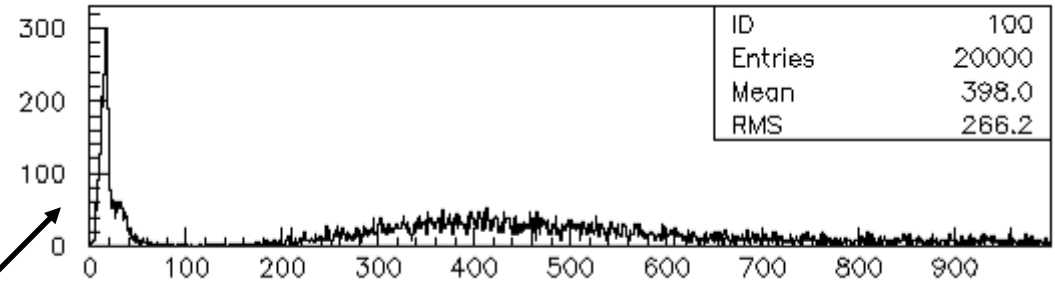
Our strategy is:

Take data with loose trigger to enable us to see pedestal.

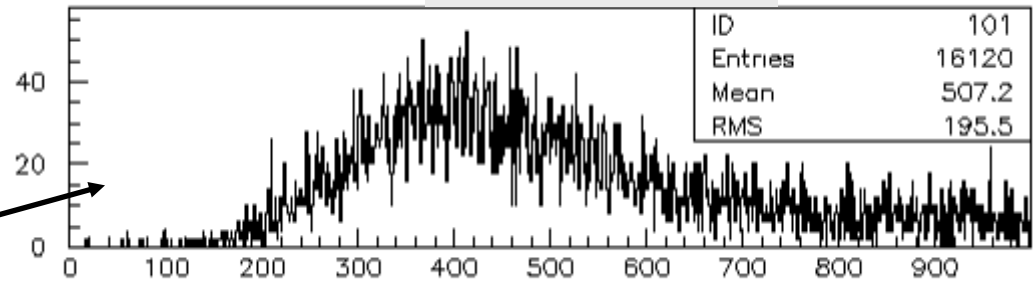
Use other counters to select MIPs.

Extract 1pe peak from pedestal.

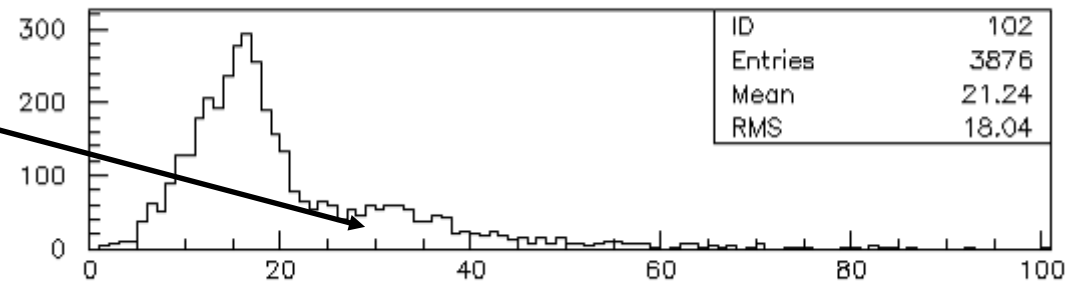
Peak at 400 counts is ~ 25 photo-electrons.



ADC counts



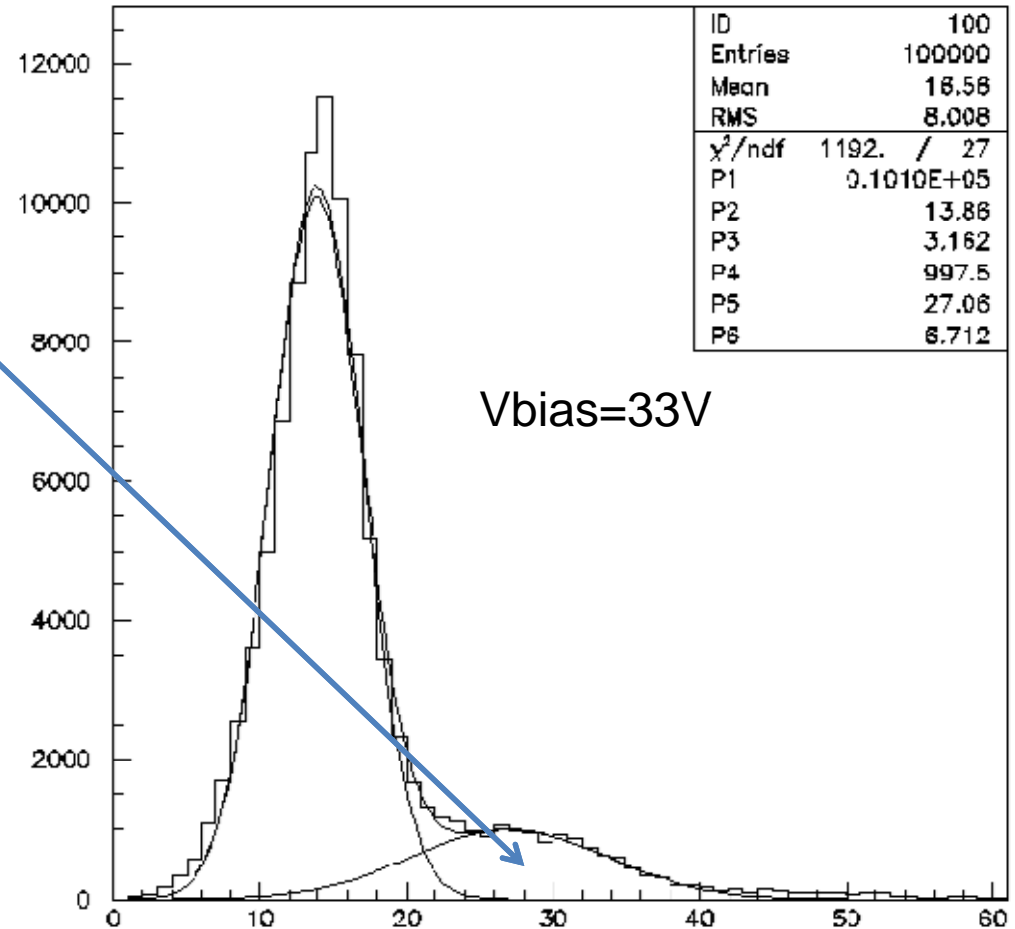
ADC counts



ADC counts

Very preliminary results(2)

- *Plan is to pull single p.e. peak from noise data.*
- *This makes the detector self-calibrating*



Very preliminary results(3)

- A scan of the 1.8m bar across the beam gives an estimate of the attenuation length



Summary

- *Muon LOI section requires minor edits*
- *3 Detector R&D proposals submitted - 6 institutions + Fermilab, SLAC, IHEP, INFN*
- *R&D details in Tuesday parallel session*