

Status report on SiD global parameters study and PFA activities at MIT

Ray Cowan

Peter Fisher

18 August 2009

Goals and plans

- Short term: Revisit SiD global parameters
 - Especially those relating to the HCAL
 - Follow up Marcel's "SiDish" study
 - Have some things to say by Albuquerque ALPCG meeting
 - Keep in mind physics performance vs. cost as well as jet energy resolution vs. global parameters
- Longer term: Contribute to PFA development
 - Provide additional effort on existing SiD PFAs
 - And/or investigate PandoraPFA
 - What would be needed to run a Pandora-like PFA in org.lcsim?
 - Identify the important differences between SiD PFAs and PandoraPFA
- Feedback is welcome
 - What are the highest priorities?

Where SiDish studies got us

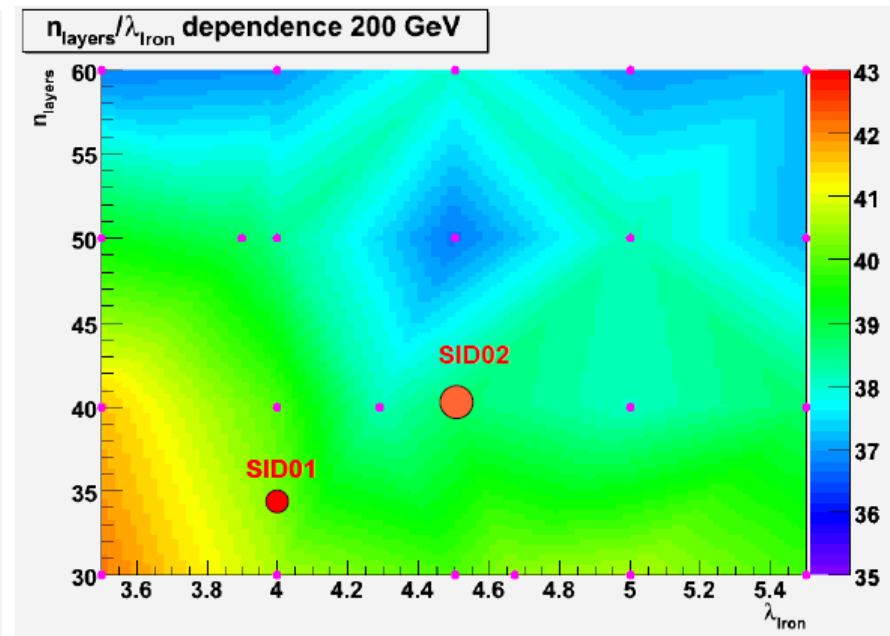
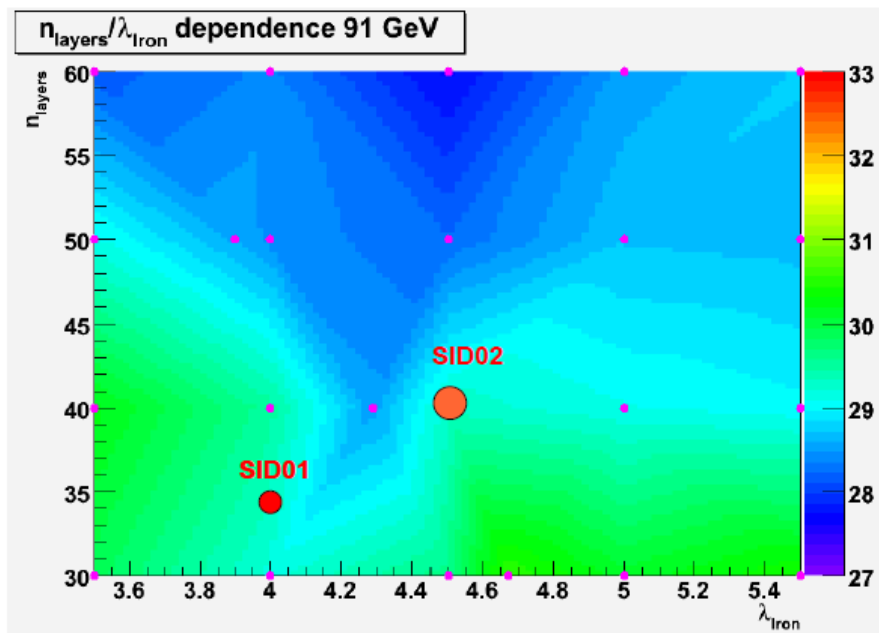
- Explored a considerable region of detector parameter space
 - B-field (4T, 5T (sid02), 6T)
 - ECAL inner radius (1.0 m, 1.25 m (sid02), 1.5 m)
 - ECAL inner Z (length of SiD) (1.5 m, 1.7 m (sid02), 1.9 m, 2.1 m)
 - HCAL depth (3.5 - 5.5 lambda)
 - HCAL longitudinal segmentation (30 - 60 layers)
 - See Marcel's talk and paper: "Detector Optimization for SiD"
 - <http://ilcagenda.linearcollider.org/contributionDisplay.py?contribId=147&sessionId=23&onfld=2628>
 - [arXiv:0902.3205](http://arxiv.org/abs/0902.3205)
- Used qqbar events
 - at 91 and 200 GeV CMS
 - $|\cos(\theta)| < 0.7$
 - Also studied forward endcap region using u jets
- Performance measured in terms of alpha in %:
 - $\sigma(E)/E = \alpha/\sqrt{E}$
- Provided essential input for the Lol

Marcel's SiDish variants

TAG	Layers	total thickness	Iron thickness	Scintillator thickness	HCAL thickness	λ_{tot}
SiDish_v2_hcal30	30	32.7	26.2	6.5	980	4.92
SiDish_v2_hcal40	40	24.5	18.0	6.5	980	4.61
SiDish_v2_hcal50	50	19.6	13.1	6.5	980	4.45
SiDish_v2_hcal30_I45	30	31.7	25.2	6.5	951	4.75
SiDish_v2_hcal40_I45	40	25.4	18.9	6.5	1016	4.83
SiDish_v2_hcal50_I45	50	21.6	15.1	6.5	1081	4.91
SiDish_v2_hcal60_I45	60	21.6	15.1	6.5	1081	4.91
SiDish_v2_hcal30_I50	30	34.5	28.0	6.5	1035	5.25
SiDish_v2_hcal40_I50	40	27.5	21.0	6.5	1100	5.33
SiDish_v2_hcal50_I50	50	23.3	16.8	6.5	1165	5.41
SiDish_v2_hcal60_I50	60	20.5	14.0	6.5	1230	5.49
SiDish_v2_hcal30_I55	30	37.3	30.8	6.5	1119	5.75
SiDish_v2_hcal40_I55	40	29.6	23.1	6.5	1184	5.83
SiDish_v2_hcal50_I55	50	25.0	18.5	6.5	1249	5.91
SiDish_v2_hcal60_I55	60	21.9	15.4	6.5	1314	5.99
SiDish_v2_hcal30_I40	30	28.9	22.4	6.5	867	4.25
SiDish_v2_hcal40_I40	40	23.3	16.8	6.5	932	4.33
SiDish_v2_hcal50_I40	50	19.9	13.4	6.5	997	4.41
SiDish_v2_hcal60_I40	60	17.7	11.2	6.5	1062	4.49
SiDish_v2_hcal30_I35	30	26.1	19.6	6.5	783	3.75
SiDish_v2_hcal40_I35	40	21.2	14.7	6.5	848	3.83
SiDish_v2_hcal50_I35	50	18.3	11.8	6.5	913	3.91
SiDish_v2_hcal60_I35	60	16.3	9.8	6.5	978	3.99

SiDish HCAL parameter results

- For barrel region
 - Over 20 (depth, layer) combinations per plot



Sim/reco meeting 18 August 2009

What we're working on

- Revisit HCAL parameter studies in SiD framework
 - Extend to higher energies (500 and 1000 GeV)
 - Determine alpha vs. energy for each variant
 - Check for any differences with SiDish
 - Changes include
 - **Simulation:** Mokka → SLIC
 - **Reconstruction:** Marlin → org.lcsim
 - **PFA:** PandoraPFA → Iowa PFA
 - **Tracking:** TPC → All silicon
 - Track cheaters → real tracking
 - **HCAL readout** Scint/analog → RPC/digital
 - **HCAL segm.** 3x3 cm → 1x1 cm
 - Study single particles too
 - Check linearity and resolution for gammas, n's, KL's
 - Similar to Norm's studies in sid02_scint
 - <http://ilcagenda.linearcollider.org/materialDisplay.py?contribId=1&materialId=slides&confId=3378>

Resources – at MIT

- Scripts set up for relatively easy job submission at MIT
- Given stdhep and compact.xml files
 - Run SLIC
 - Calibrate detector variant using Ron's and Mat's/Taejong's code:
 - Use LCDetectors/detectors/sid02/ calibration files as starting point
 - Sampling fractions
 - Use qqbar at all energies of interest (100 to 1000 GeV)
 - Use QSFCalibrationFromData.java
 - Save AIDA file for inspection
 - Save last set of SF values printed in log files
 - » Replace values in ./SamplingFractions/{EM,HAD}{Barrel,Endcap}.properties files
 - Photon and neutral hadron calibration
 - Use ZZnunubaruds events at 500 GeV
 - Use QuickCalibrationFromData.java
 - Save photon and nh values printed in log file
 - » Replace values in ./{photon,hadron}Calibration/{photon,nh}Qcal-v2r3p10.properties files
 - PFA calibration
 - Use ZZnunubaruds events at 500 GeV
 - Run Mat's likelihood.sh script
 - Produces a binary likelihood.bin file
 - » Place this file in the ./structuralPFA/ calibration directory
 - Assume we can use existing sid02 LongitudinalHmatrix.hmx file
 - What sorts of detector variations will require a new version?
 - » Major ECAL changes, presumably
 - Run reconstruction/PFA
 - Determine jet energy resolution, other numbers
 - As in Ron's Summary.table (next slide)

Resources – at SLAC

- A number of existing detector variants already exist at SLAC
 - Leverage these where appropriate, noting simulation and recon versions
 - Ron's summary file lists many of these: /nfs/slac/g/lcd/mc/prj/users/cassell/Summary.table

Detector info	Data	Anal	#evts	Emean90	Erms90	jEres%	alpha%	Mmea90	Mrms90	dM/M %
s_127_s_rpc_dig:	qq200:	PPR	: 7275:	-0.72:	2.77:	1.96:	19.6:	-0.74:	2.77:	1.39
:	:	:DT>2	: 7275:	-2.16:	3.71:	2.65:	26.5:	-2.17:	3.72:	1.88
:	:	:DT>5	: 7275:	-2.94:	3.84:	2.76:	27.6:	-2.96:	3.87:	1.96
:	:	:MatPFA:	7275:	195.14:	6.6:	4.78:	47.8:	-4.98:	6.66:	3.42
:	:	:FastMC:	7275:	-1.59:	7.74:	5.52:	55.2:	-1.76:	7.85:	3.96
:	:	:PPRGen:	7275:	-0.7:	2.68:	1.91:	19.1:	-0.71:	2.68:	1.35
:	qq500:	PPR	: 5506:	-1.63:	5.81:	1.65:	26.0:	-1.67:	5.83:	1.17
:	:	:DT>2	: 5506:	-6.52:	20.25:	5.8:	91.8:	-6.52:	20.43:	4.14
:	:	:DT>5	: 5506:	-7.3:	20.36:	5.84:	92.4:	-7.33:	20.57:	4.17
:	:	:MatPFA:	6582:	486.76:	21.18:	6.15:	97.3:	-13.36:	21.39:	4.4
:	:	:FastMC:	7332:	-8.6:	26.36:	7.59:	119.9:	-9.5:	27.84:	5.68
:	:	:PPRGen:	7332:	-1.78:	5.76:	1.64:	25.9:	-1.8:	5.8:	1.16
:	qq1000:	PPR	: 7246:	-11.86:	18.41:	2.63:	58.9:	-12.06:	18.8:	1.9
:	:	:DT>2	: 7246:	-19.38:	51.57:	7.44:	166.3:	-19.17:	52.44:	5.35
:	:	:DT>5	: 7246:	-20.28:	51.65:	7.46:	166.7:	-20.08:	52.53:	5.36
:	:	:FastMC:	7246:	-24.82:	59.46:	8.62:	192.8:	-27.19:	63.86:	6.56
:	:	:PPRGen:	7246:	-11.86:	18.38:	2.63:	58.8:	-12.06:	18.77:	1.9
:	ZZ500:	PPR	: 2639:	-0.29:	3.2:	1.97:	21.2:	0.08:	2.33:	2.55
:	:	:DT>2	: 2639:	-2.19:	6.1:	3.78:	40.6:	-0.86:	2.91:	3.22
:	:	:DT>5	: 2639:	-2.89:	6.18:	3.85:	41.3:	-1.34:	2.97:	3.31
:	:	:MatPFA:	2639:	223.12:	28.32:	17.95:	192.5:	-1.89:	4.4:	4.93
:	:	:FastMC:	2639:	-2.33:	10.16:	6.31:	67.7:	-1.28:	4.67:	5.19
:	:	:PPRGen:	2639:	-0.38:	3.14:	1.93:	20.7:	-0.66:	1.81:	2.0

E.g., sid01

Produce same numbers for variants under study

Sim/reco meeting

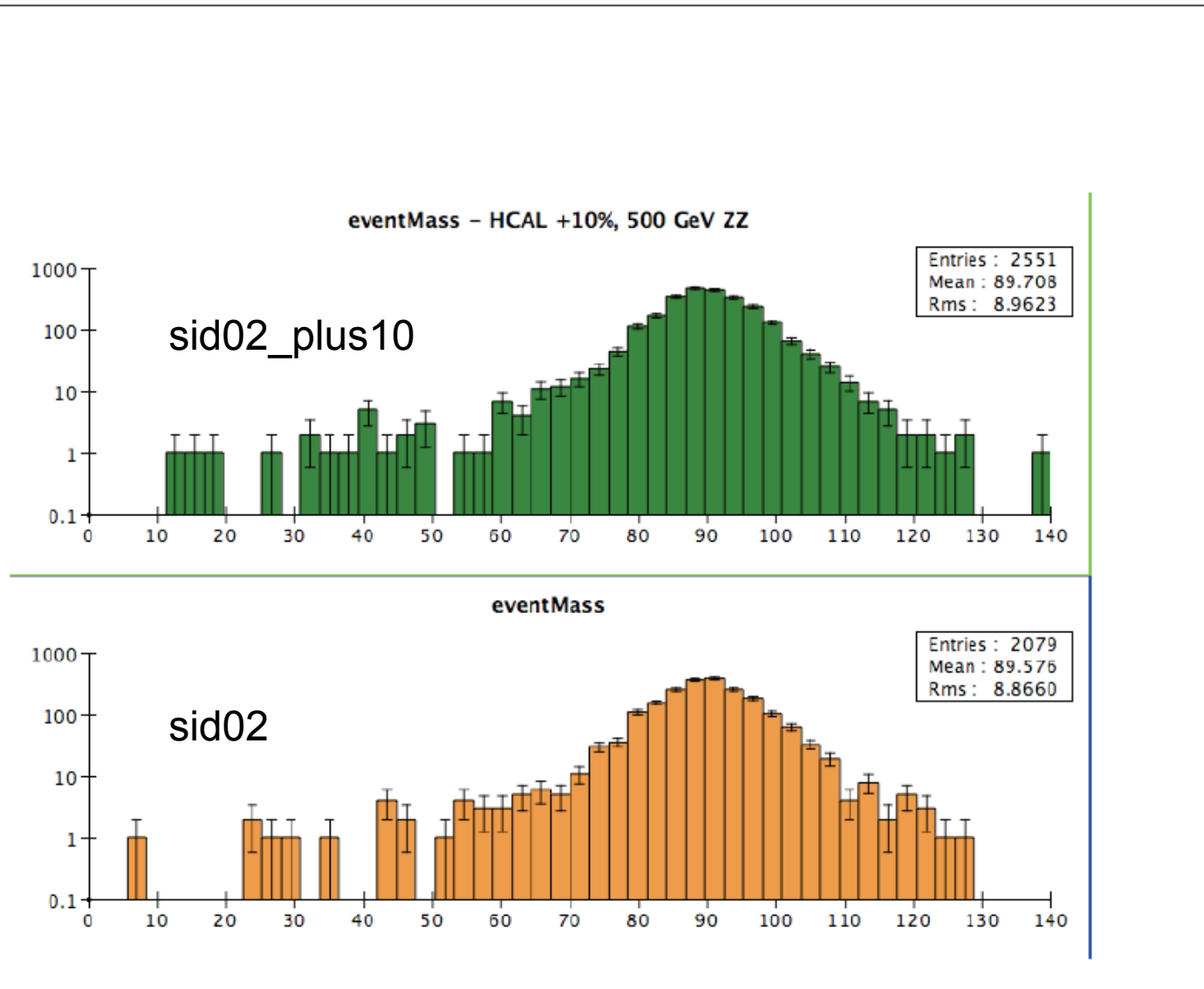
18 August 2009

Preliminary case: sid02_plus10

HCAL+ 10% Based on sid02 geometry

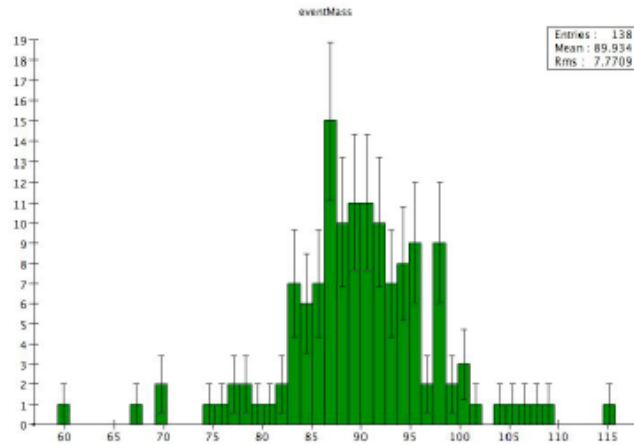
	sid02	sid02_plus10
SolenoidBarrelInnerRadius	255	266.2
SolenoidBarrelOuterZ	288	299.3
HADBarrel, HADEndcal layer repeat	40	44
MuonEndcap inner r	20	20
MuonEndcap inner z	303.3	314.5
MuonEndcap outer r	608.2	619.2
MuonBarrel	Computed	Computed

Z mass: comparison with sid02

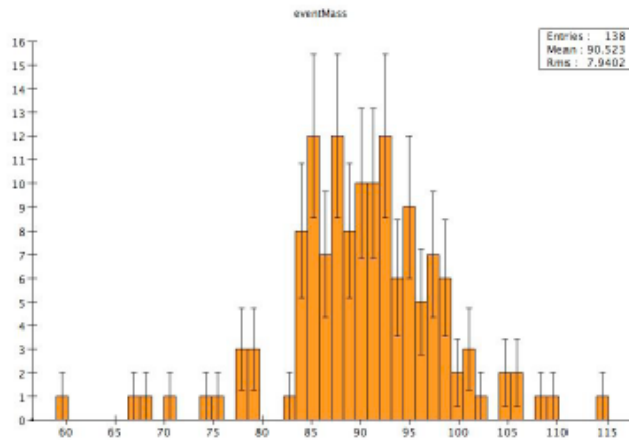


Sim/

Calibration comparison: Z mass

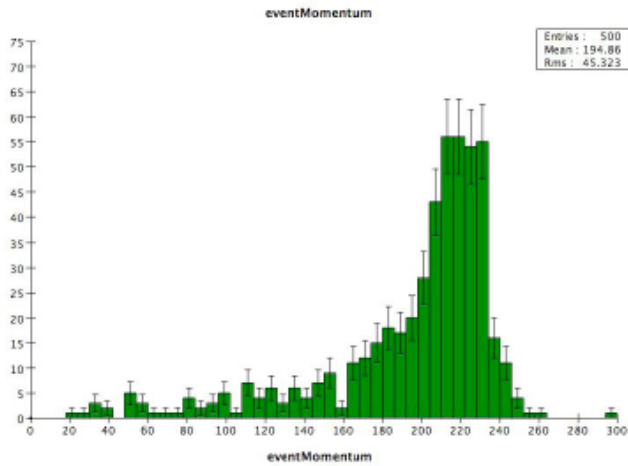


calibration constants
for sid02_plus10
computed from scratch

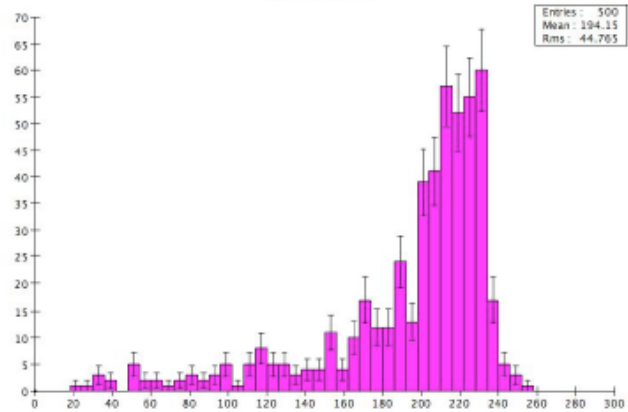


sid02 Calibration constants
applied to sid02_plus10

Calibration comparison: event mom.



calibration constants
for sid02_plus10
computed from scratch



sid02 Calibration constants
applied to sid02_plus10

Other Ideas

- Remember that the PFA approach is being used outside the context of ILC detectors
 - Example: CMS
 - Joe Incandela: “*Particle–Flow Event Reconstruction in CMS and Performance for Jets, Taus, and Emiss_T*” <http://cms-physics.web.cern.ch/cms-physics/public/PFT-09-001-pas.pdf>
- It may be useful to keep in touch with folks outside the ILC PFA community as well
 - We wonder if it might make sense at some point to hold a PFA workshop addressing both the ILC and non-ILC PFA community
- What about the effect of leading particles in showers?
 - Can consideration of lateral vs. longitudinal spread provide information?