



EUDET

Report on Management & Summary Transnational Access

Felix Sefkow

DESY

Annual Meeting 2009

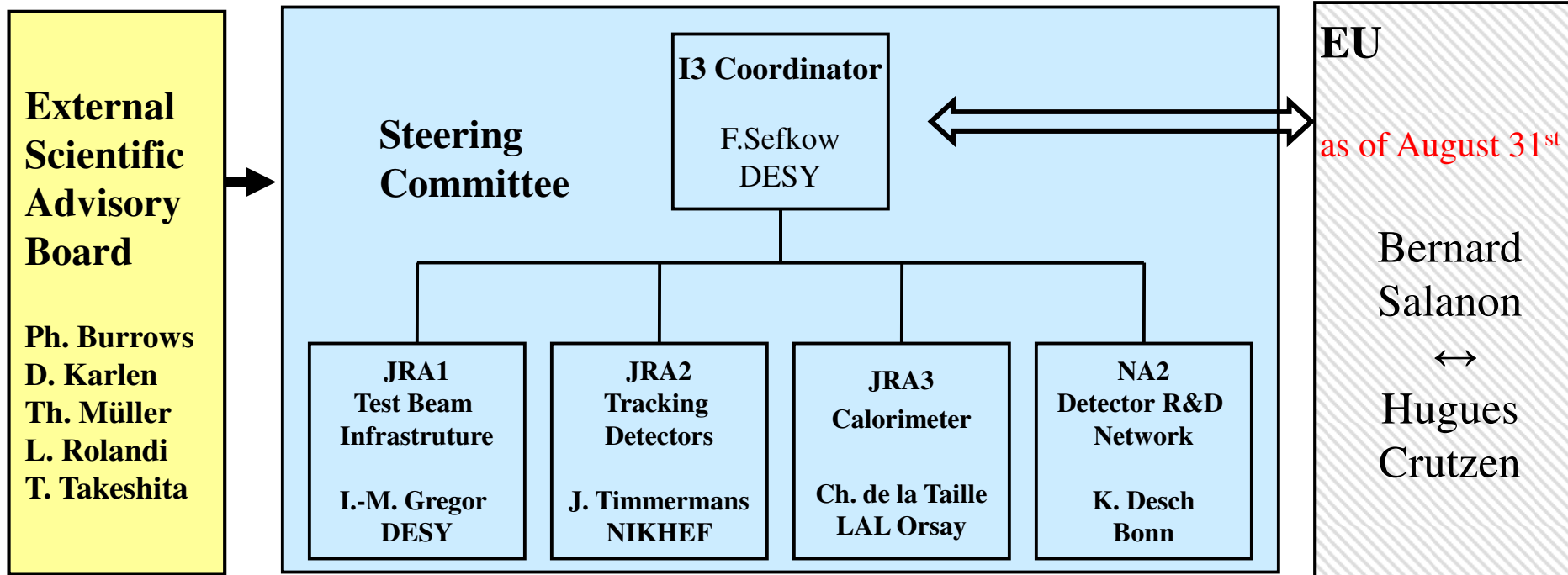
October 20, 2009

Outline:

- **Management Summary**
- **Annual Report 2008 / 4.Instalment**
- **2009 Milestones and Deliverables**
- **Memos & Reports**
- **Transnational Access**
- **Preparation Annual Report 2009**

**Thanks to Natalia Potylitsina-Kube for
preparing the material for this talk**

EUDET Management



European members form
Selection Board for TA

On 1 July, 2009 FS took over from J. Mnich as representative of
DESY as coordinating institute

C. de La Taille remains (now the only) JRA3 coordinator

E. Garutti (DESY) new HCAL task leader in JRA 3



Steering Committee

- **Bi-weekly telephone meetings**
 - including short minutes
accessible on (protected) EUDET web page
 - **Preparation of Annual Meeting**
 - **Approval of reports**

 - **Agenda of EUDET meetings**
 - **INDICO category created at <http://ilcagenda.cern.ch/>**
 - **Detector Design & Physics Studies**
 - **Detector R&D collaborations**
- or go directly to <http://ilcagenda.cern.ch/categoryDisplay.py?categId=85>
- **Should be used for all EUDET related meetings**
 - e.g. the Annual Meeting
 - or JRA meetings
- to have all agendas, talks, documents etc. at one place



NA1 Finance Status

■ NA1 Budget

- **2009- Audit of DESY financial statements: small finding about 167EURO**

■ NA1 Human Efforts

	DESY	CNRS/ IN2P3	FOM/ NIKHEF	UBONN	Total
2006	13,5/3	0,47	3,39	3/0	20,36/3
2007	16,5/6	0,23	3,15	3/0	22,88/6
2008	16,5/6	1,02	2,95	3/0	23,47/ 6
2009	16,5/6				

No modification!

■ NA2 Budget

- **EXCHG: 8 persons from external groups (associates) obtained financial support.**



Mid-term Review

On 08.04.2009 EUDET has successfully passed the Mid Term Review.

All activities provided overview slides on the following requested items:

- role of each partner**
- summary of main achievements to date**
- dissemination of knowledge**
- description of work until the end of EUDET**

The full agenda of the meeting and all presentations on the project can be found on eudet.org under EUDET/Internal

Some citation from the evaluation report to Mid-term Review

a. Executive summary

Please follow the order of the individual sections of this report

Comments:

The EUDET I3 aims at creating a coordinated effort towards research and development for the next generation of large-scale particle detectors, such as those which will be needed to exploit the future accelerators like the International Linear Collider (ILC)). The key contributors consist of a variety of national accelerator laboratories (DESY, CERN, CEA, CNRS, FOM/NIKHEF, INFN, etc). The 1st, 2nd and 3rd annual reports for this project have been considered as the mid-term review report, together with updated activity reports presented by the coordinator at the time of the MTR. The MTR meeting confirmed that EUDET is successful in setting up a coordinated European effort in the field of Detectors and that the project is on track to achieve its objectives.

x

Good to excellent project (The project has fully achieved its objectives and technical goals for the period and has even exceeded expectations)

5. CONSORTIUM PARTNERSHIP

a. Has the collaboration between the participants been effective?

Yes

Partially

No

Comments:

Very effective. EUDET like other I3s are increasingly taken as the good example to imitate outside the EU.

6. MANAGEMENT

b. Has the administrative and financial management been performed as required ((including proper handling of contractual matters, maintenance of the consortium agreement, intellectual property rights, technical collective responsibility, sub-contracting, competitive calls)?

Yes

Partially

No

Comments:

The management team is effective and has a good overview of the project situation at all times.



Annual Report 2008

▪ Short history:

18.02: Submitting of the Annual Report with 3-days delay

Unfortunately the set we sent was not final due to the non-final financial information from CNRS

03.03: Obtaining of preliminary assessment of the financial report

23.03: Submitting of revised as well finalized version of AR

08.04: Second assessment from Brussels

04.05: it has been pointed out that UHEI shall provide audit certificate to prove the incurred costs in 2008.

Audit on another EU contract in Heidelberg has given findings which are of systematic nature and it leads to consistency check over all other EU contracts

This issue has been solved in June: UHEI provided audit certificate and showed that the findings are not applicable to EUDET

06.07: now CSIC shall provide audit certificate to prove the incurred costs in 2008.

The discussions between CSIC administration and the Commission's services are still ongoing....The costs from CSIC has been set to 0,00 EURO while the situation remains unclear

31.07: CNRS provided already now the financial statement for the first semester of 2009.

08.09: DESY obtained 4th Installment and on 15.09 it has been transferred to the partners

4th Installment, transferred to the partners on 15.09.2009

	Organisation short name	2006		2007/ double booking			2008:		2009:	Totals after 3 Periods			original TOTAL, update July 2009
		First prepayment	approved costs for 1-12 month (FORM C, 2006)	Second prepayment	approved costs for 13-24 months (FORM C, 2007)	approved costs for 13-24 months/Brussels	Third payment	costs for 25-36 months (FORM C, AR-2008)	4. payment adapted to EUDET calculation	Total costs after 3 Periods	1st+2nd+3rd+4th Payments	all Instalments in % from allocated budget	
1	DESY	507,225	169,68724	176,34862	310,67522	310,67522	453,87174	328,32618	50,19880	808,68864	1187,64416	85,6%	1387,45300
2	AGH-UST	23,160	6,16810	21,44810	24,10652	24,10652	35,27602	35,77169	7,50000	66,04631	87,38412	93,9%	93,10000
3	ALU-FR	119,225	6,26939	10,02039	48,49370	48,49370	27,97970	31,24859	0,00000	86,01168	157,22509	94,2%	166,91560
4	CEA	176,488	82,38435	50,60915	125,85300	125,85300	104,15032	134,37000	5,00000	342,60735	336,24747	92,9%	362,00000
5	CERN	193,772	163,72230	51,43280	98,50350	98,50350	39,03710	35,17571	3,00000	297,40151	287,24180	94,8%	303,07000
6	CNRS/IN2	429,634	756,18413	956,38100	629,83120	946,92628	0,00000	0,00000	0,00000	1703,11041	1386,01532	91,2%	1519,70000
7	CSIC	54,393	33,43617	57,93643	64,86801	64,86801	61,18026	67,52036	0,00000	98,20418	173,51003	98,5%	176,16667
8	CUPRAGL	44,550	15,69022	35,63742	24,98051	24,98051	56,48008	23,45010	3,00000	64,12083	139,66790	94,2%	148,32000
9	FOM/NIKH	118,272	122,64765	108,38845	155,37235	257,32890	51,35955	0,00000	0,00000	379,97655	278,02000	100,0%	278,02000
10	HIP	17,503	1,36969	1,08217	3,68624	3,68624	28,67900	3,45998	0,00000	8,51592	47,26389	77,7%	60,79600
11	INPPAS	23,160	7,05824	27,61824	14,09945	14,09945	36,60680	27,48263	0,00000	48,64032	87,38504	93,9%	93,10000
12	IPASCR	36,740	31,78797	36,26797	32,52126	32,52126	47,96806	20,34280	0,00000	84,65203	120,97603	92,4%	130,94000
13	MPS	35,184	19,48813	38,32013	31,53563	31,53563	54,25096	31,84576	0,00000	82,86952	127,75509	95,3%	134,08000
14	TAU	67,200	36,45659	35,63739	35,52008	35,52008	43,04105	34,26256	4,00000	106,23923	149,87844	92,5%	162,10000
15	UBONN	168,495	46,85550	28,93170	125,22535	125,22535	143,30880	124,45894	0,00000	296,53979	340,73550	92,2%	369,58696
16	UCL	65,362	40,05992	93,28192	24,70762	24,70762	140,03582	48,88740	3,00000	113,65494	301,67974	91,5%	329,66000
17	UHAM	59,160	19,90132	21,50132	70,74196	70,74196	87,70657	69,80732	8,00000	160,45059	176,36788	91,7%	192,40000
18	ULUND	78,580	42,36992	73,71072	92,25419	92,25419	71,38895	67,75254	0,00000	202,37665	223,67967	99,6%	224,59200
19	UMA	18,168	6,54859	36,94859	32,62591	32,62591	0,00000	0,00000	0,00000	39,17450	39,17450	100,0%	39,17450
20	UNI-GE**	77,674	42,25396	60,92065	112,76305	112,76305	144,50113	111,81074	20,00000	266,82775	303,09538	99,7%	304,07737
21	UNIVBRIS	33,384	8,32084	72,81924	48,97212	48,97212	53,32026	55,66966	0,00000	112,96262	159,52350	93,9%	169,92263
22	UROS	59,248	34,93073	64,63473	40,82389	40,82389	73,07813	66,71460	20,35914	142,46922	217,32000	100,0%	217,32000
23	INFN*	12,666	25,82443	29,92643	-1,86416	-1,86416	27,63192	31,73503	13,00000	55,69530	83,22435	93,6%	88,92000
24	UHEI						23,60029	25,44960	6,00000	25,44960	45,54238	93,7%	48,58550
TOTAL		2.419,24328	1.719,41538	2.089,80357	2146,29661	2565,34824	1804,45250	1.375,54216	143,05794	5592,78543	6456,95291	MEAN: 93,9	7000,000

419,05164 EURO
This difference has been spread over partners with the 3d

Discussions are still on going, the costs from CSIC for 2008 up to now has

Underspending

Milestones & Deliverables 2009



Milestones / Deliverables:

Memo-2009-03

Activity	Task	Milestone	Original Date	Updated Date
NA1		4 th Annual Meeting	46	46
NA2	F	4 th Annual Scientific Workshop	46	46
JRA1	B	Final Pixel telescope integrated in beam	39	45 ^a
JRA1	C	TC ready	36	39 ^b
JRA2	B	SiTPC infrastructure ready for operation	38	42 ^c
JRA2	A	Prototype compact readout system ready	48	48
JRA3	A	Silicon sensors available	42	42
JRA3	A	ECAL prototype available	42	42
JRA3	B	HCAL prototype available	42	42
JRA3	B	HCAL calibration system available	42	42
JRA3	C	Silicon sensors available	42	42
JRA3	D	DAQ system available	42	42



EUDET Reports and Memos

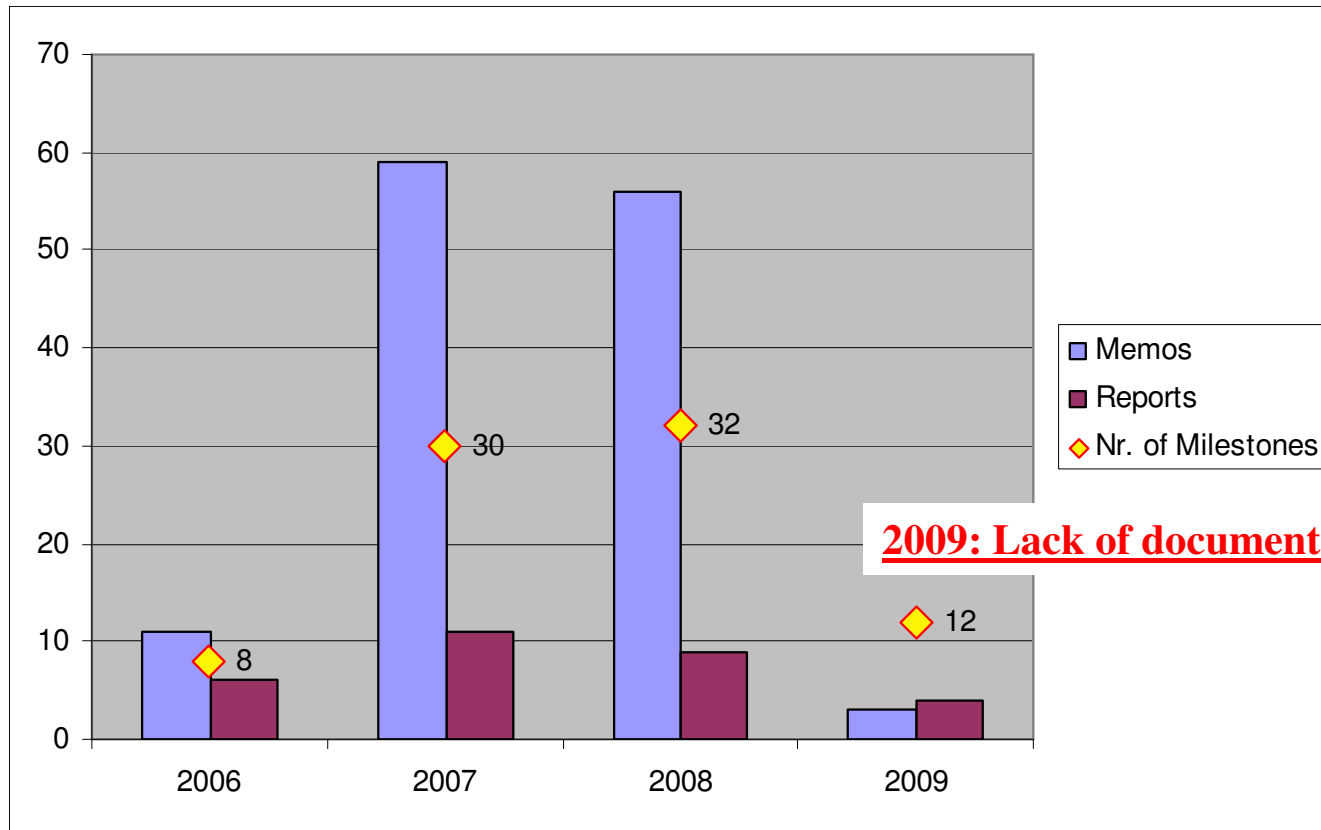
- **For internal communication and dissemination of knowledge**

- **EUDET Memo: not refereed, for internal communication**
- **EUDET Report: to be agreed by people involved and the SC for papers, conference proceedings, etc.**
- **See web page for more info, templates and examples**

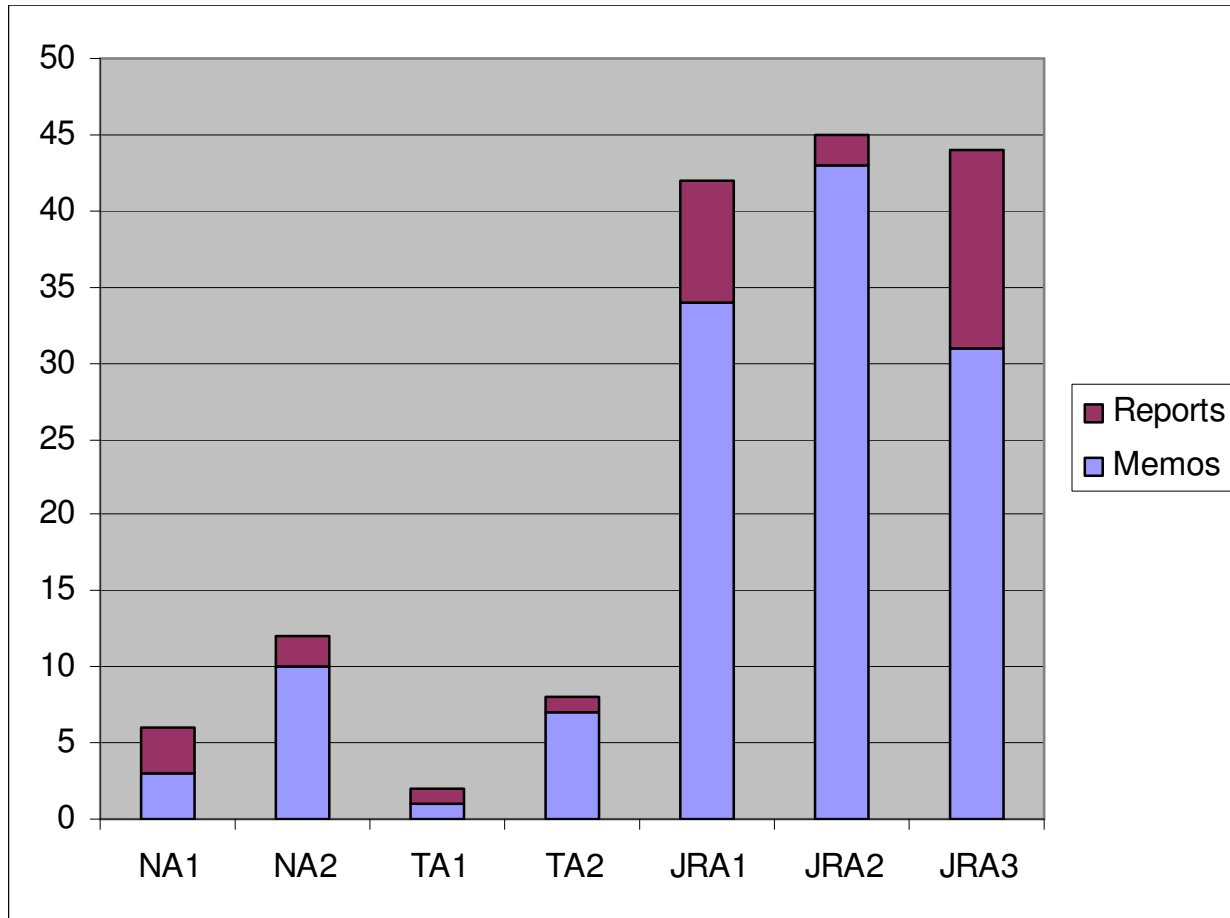
- **Total Statistic for 2006-2009:**

	Number of Memos	Number of Reports	Number of Milestones
2006	11	6	8
2007	59	11	30
2008	56	9	32
2009	3	4	12
Total	129	30	

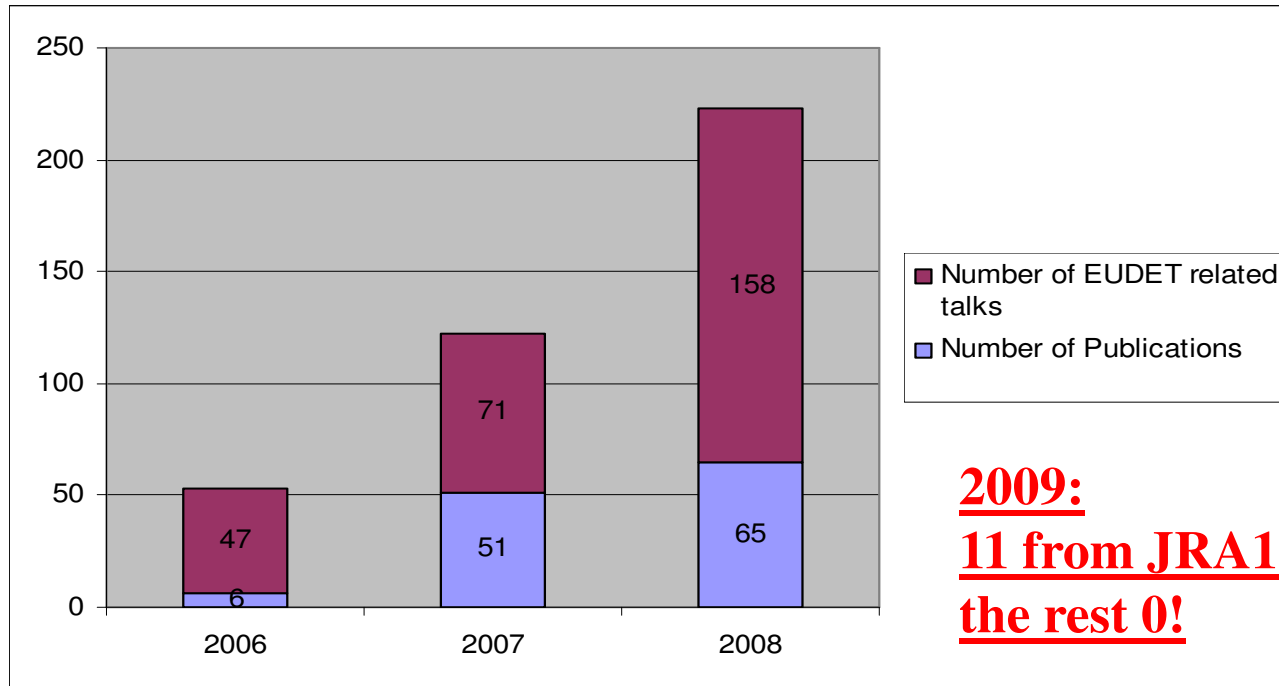
EUDET documents and milestones over four years



2006-2009: EUDET documents distributed over all activities



2006-2009: EUDET related talks & publications



2009:
11 from JRA1
the rest 0!

Important:

Let us know about all your EUDET related talks and papers before Xmas!



Status Transnational Access

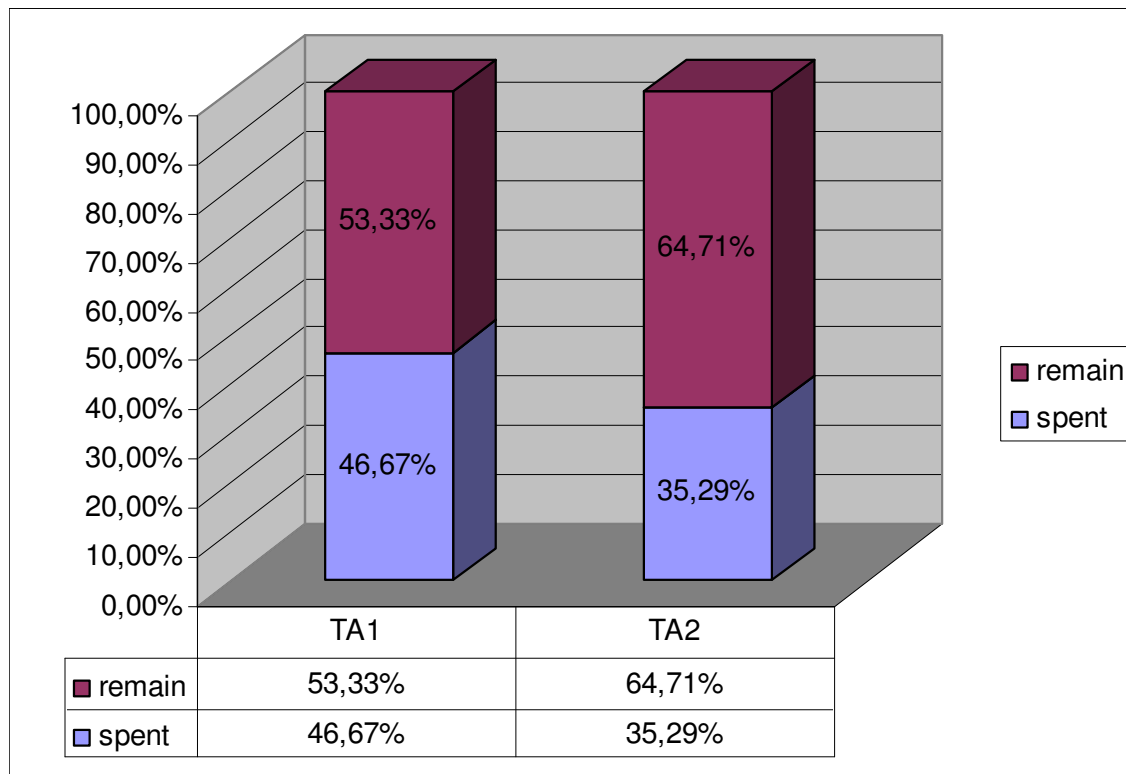
	TA1 (DESY test beam)		TA2 (other EUDET infrastructures)					
	Number of Projects	Spent in kEUR	BTELE	TPC	SITPC	SI-STRIP	CALO	Spent in kEUR
2006	2	11,9	0	0	0	0	0	0
2007	6	39	3	0	0	0	0	3,7
2008	2	9,4	6	0	0	0	0	26
2009	1	3	6	1	0	0	2	<i>about 35</i>
2006-2009 Total	11	63,3	13	1	0	0	2	<i>about 64,7</i>
Planned Number of Projects/ Foreseen Budget	10	129	20	11?	5	5	3	84



Details to Eligibility & TA-Procedure and examples of approved TA-proposals from 2008 you can find on the EUDET WEB under

EUDET -> Activities -> TA (TA1, TA2) -> TA2-Projects

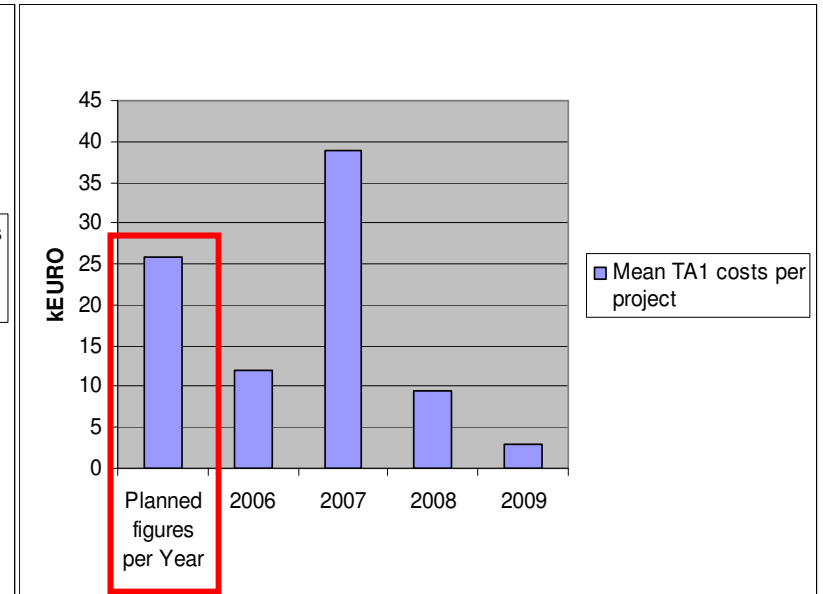
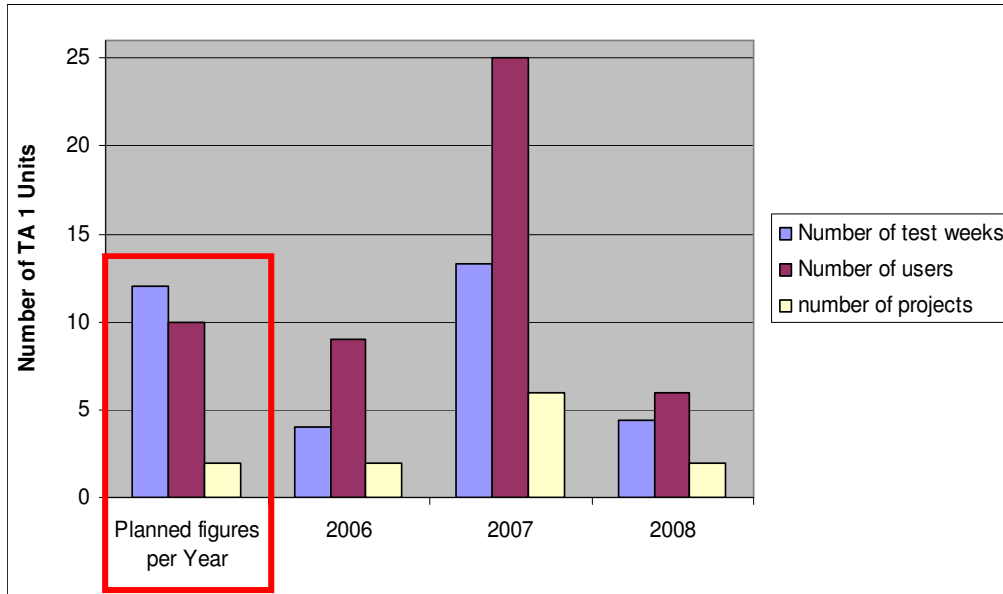
Comparison of the actual direct costs incurred in 2006-2008 with foreseen budget for the whole duration of the project (projects from 2009 have not yet been accounted).



•Direct costs planned for TA1 : 129 kEUR

•Direct costs planned for TA2: 83,7 kEUR (no user fee)

2006-2008 :TA 1 actual direct costs in compare to the foreseen figures





Preparation Annual Report 2009

- Proposed time table, approved by Institution Board last night

Responsibles	Action	Deadline
I3 Coordinator	Submission of Annual Report to Brussels	15.02.2010
All	Final feedback to Annual Report	08.02.2010
IB Members	Signed final versions of financial forms at DESY	08.02.2010
I3 Coordinator	Final draft of Annual Report distributed	01.02.2010
JRA/NA2 Coordinators & Task Leaders	Final input for scientific part (progress report)	25.01.2010
I3 Coordinator	First draft Annual Report	22.01.2010
IB Members	Draft financial information (Form C & Appendix 1) incl. new implementation plan	18.01.2010
JRA/NA2 Coordinators & Task Leaders	Input for scientific part: progress report & complete lists of talks and papers	24.12.2009
All	EUDET memo/report on Annual Meeting talks	04.12.2009

- We'll prepare as usual a web page with further info, documents, etc.

Summary and Conclusion



- **Management**
 - new coordinating institute representative
 - budget ok
- **Transnational Access**
 - funds are available, but time is pressing
 - important for overall success of EUDET
- **Annual Report 2008**
 - almost in time
 - 4th installment in place and distributed
- **Preparation Annual Report 2009**
 - must follow strict schedule to avoid problems
 - **very late in documentation**
- **2010: the TA year – intensify use of infrastructure**
 - **Will require efforts and ideas from SC and task leaders**



Outlook remark

- **Funding agencies want to see return on investment**
 - Papers and publications
 - Infrastructure that is being used

- **It is up to us to shape long-term business relationship**

- **Look ahead: AIDA and shared opportunities beyond ILC**
 - Talks on Wednesday