

Update of 3.2 km ILC DR design (DMC3)

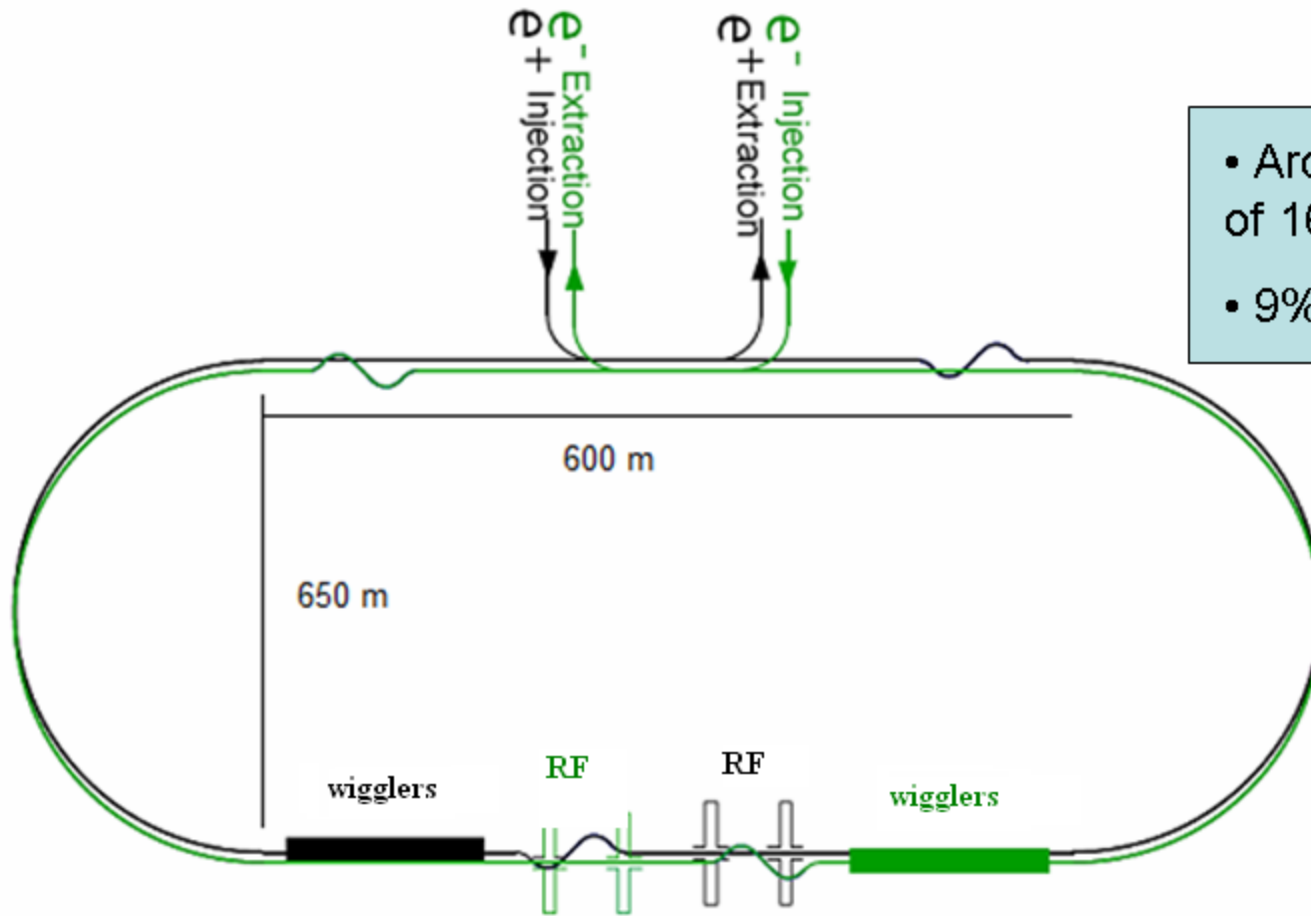
Dou Wang, Jie Gao, Gang Xu, Yiwei Wang
(IHEP)

Monday 18 October - Friday 22 October 2010

Overall considerations

- Keep the racetrack structure
- Use FODO cell for arc sections
- Keep the damping time a little smaller than 25 ms
 - decided by the repetition frequency (storage time=200ms)
- Keep the normalised natural emittance $\sim 4 \text{ } \mu\text{m}$
- The momentum compaction factor is tunable (10^{-4})
- The injection and extraction beam lines for both e^+ and e^- rings can be in the same tunnel
- Locating the rf and wigglers near each other to minimise cryogenic transfer lines. But rf must be upstream to avoid the synchrotron radiation
- Dynamic aperture should not be smaller than 3 times of e^+ injection beam size

Layout



- Arcs consist of a total of 166 FODO cells
- 9% radiation in arcs

- Straights are similar to 6 km DCO4
- 91% radiation in straights

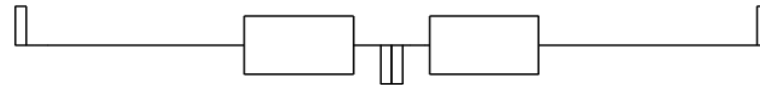
Main updates

- Replace the 110 degree (DMC1) arc cell by 60 degree.

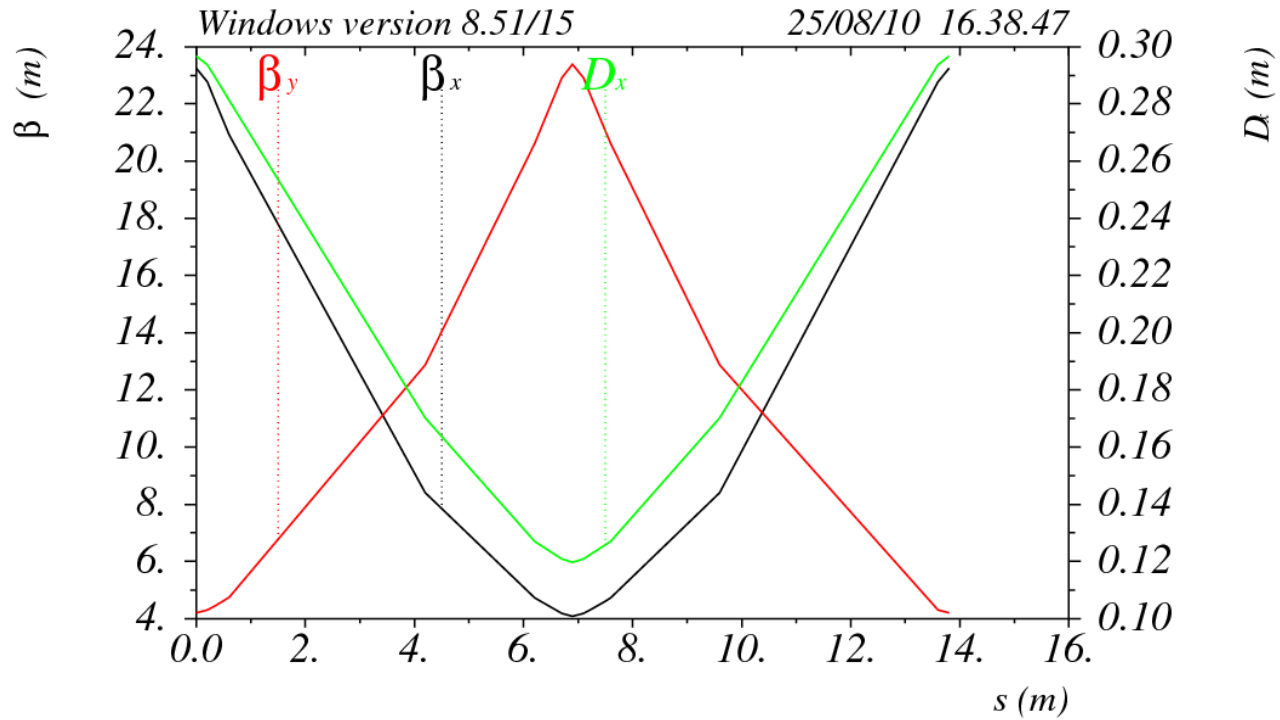
Phase advance per arc cell	60°	75°	90°
Momentum compaction	6.19×10^{-4}	4.04×10^{-4}	2.77×10^{-4}

- Increase arc sextupoles from 216 to 332 in order to enlarge the dynamic aperture
 - a focusing sextupole and a defocusing sextupole for every arc cell

90° arc cell



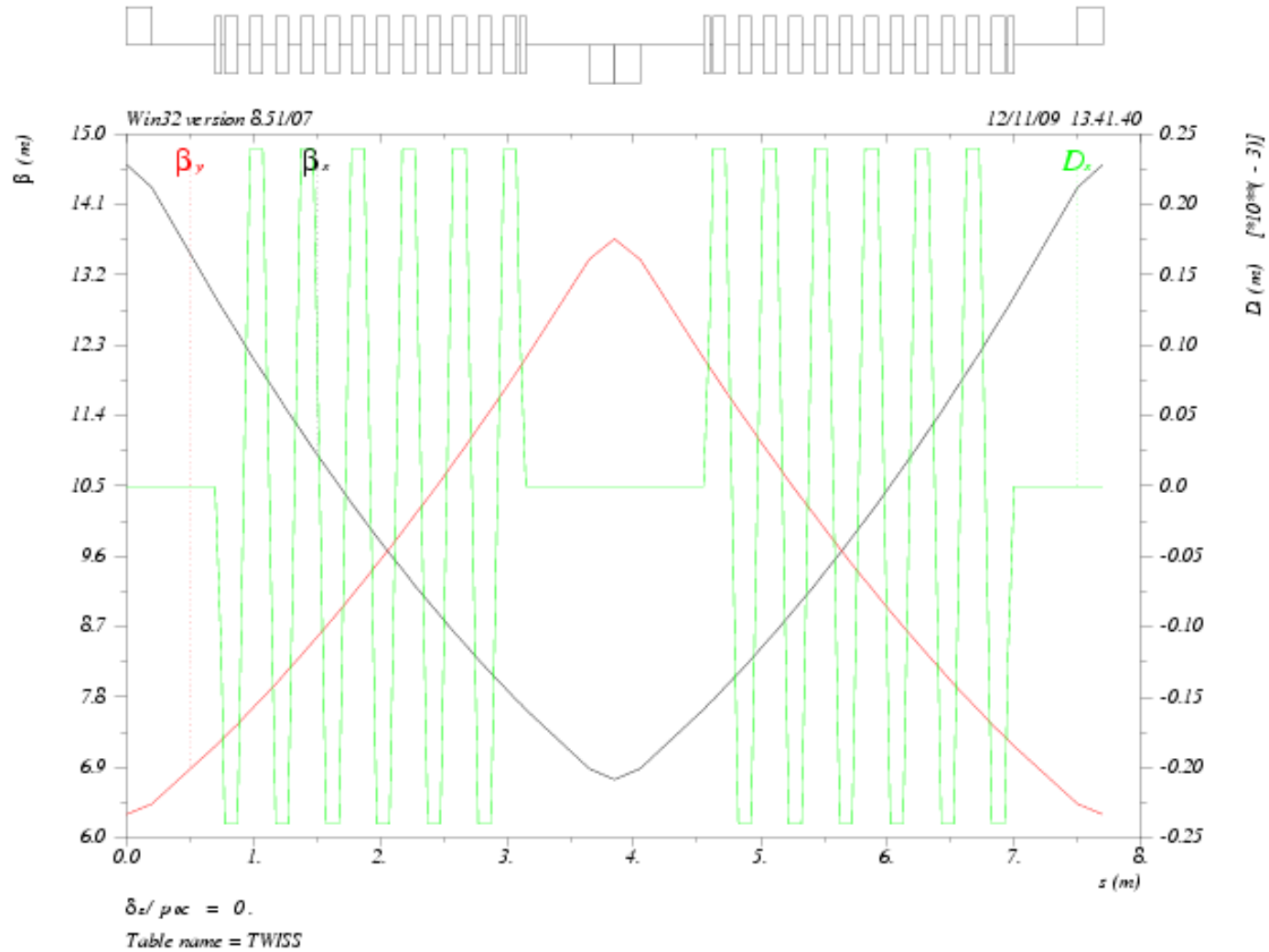
ARCCELL



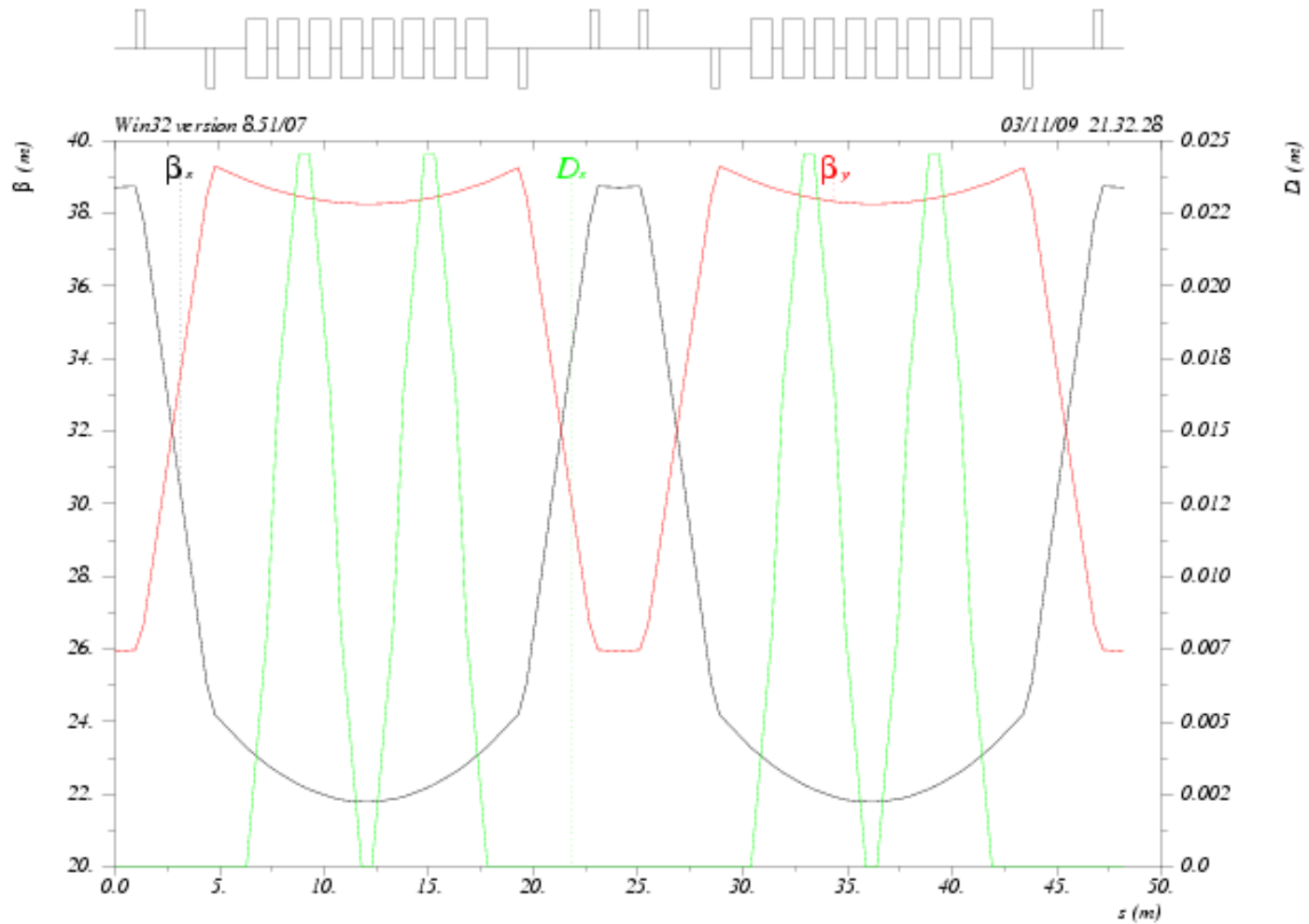
$$\delta_E / p_0 c = 0.00000$$

Table name = TWISS

Wiggler cell



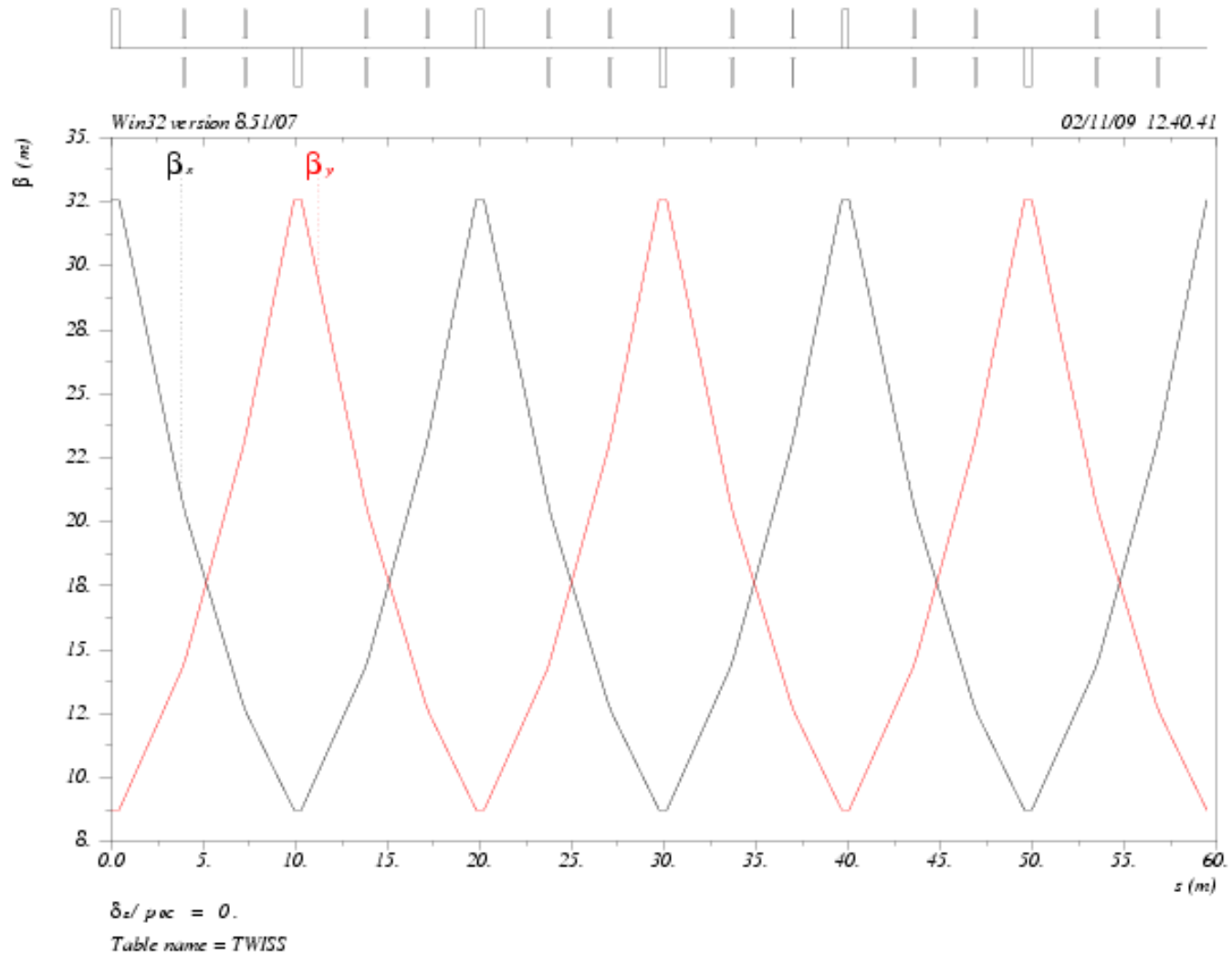
Chicane cell



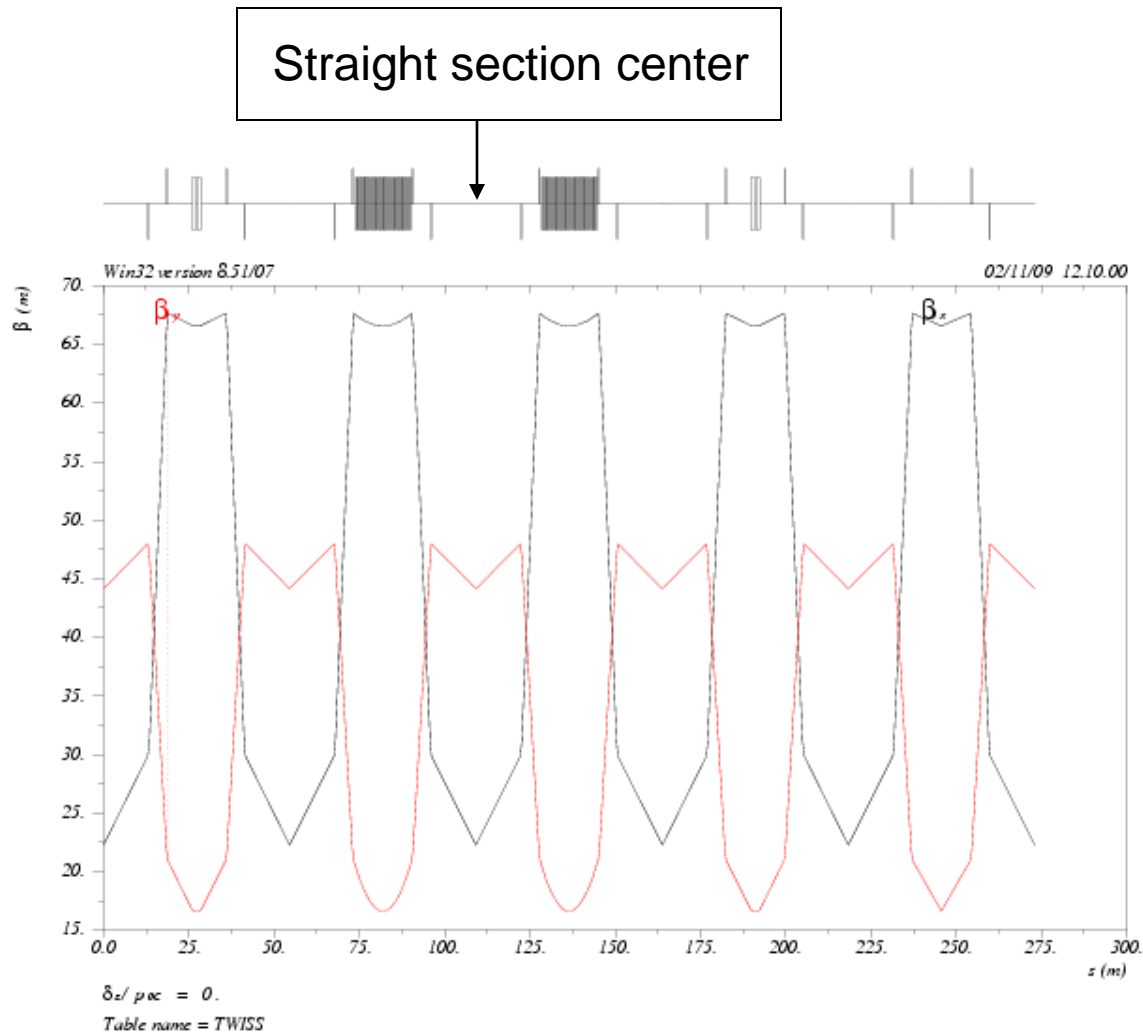
$\delta s / p_{oc} = 0.$

Table name = TWISS

RF section



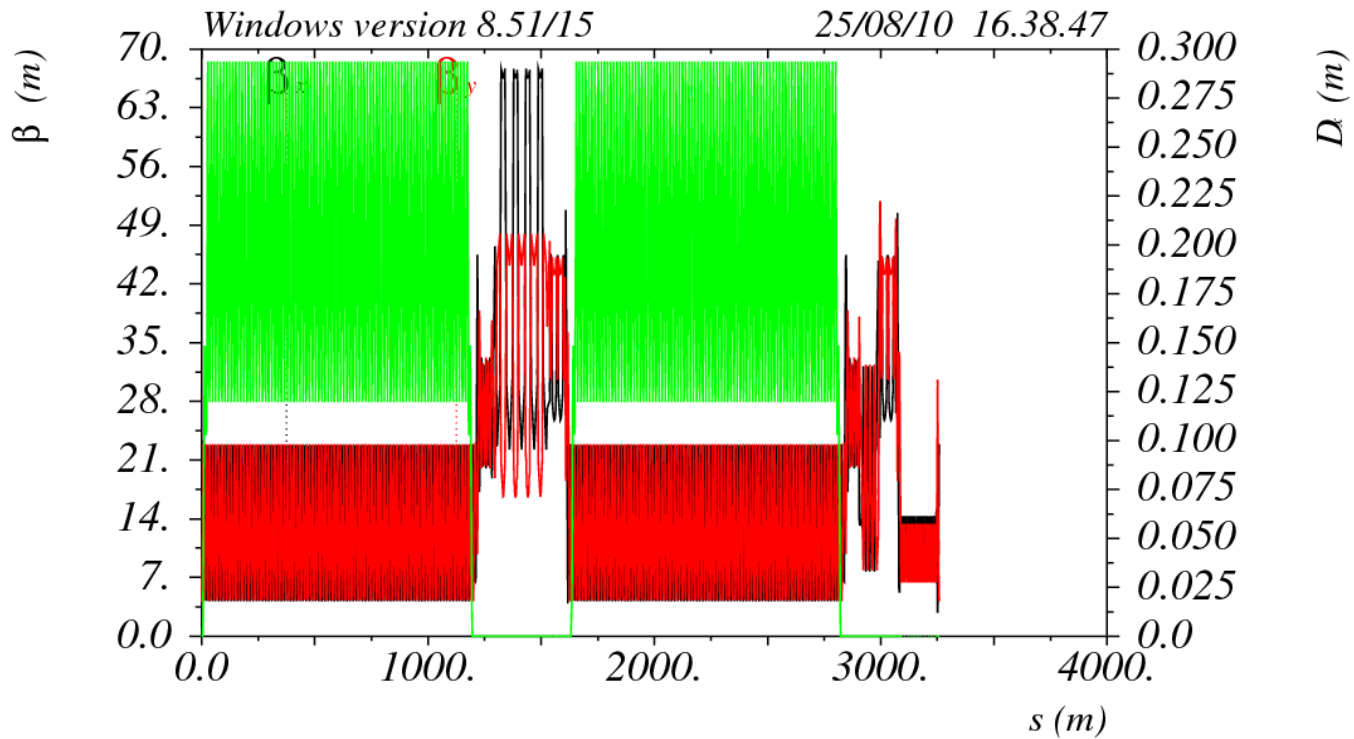
Inj/Extr section



Whole ring



ERING



$$\delta_E / p_0 c = 0.00000$$

Table name = TWISS

Major parameters of DMC3

Beam energy	5.0 GeV		
Circumference	3258.68 m		
RF frequency	650 MHz		
Harmonic number	7065		
Transverse damping time	23 ms		
Natural bunch length	6 mm		
Natural energy spread	1.26×10^{-3}		
Phase advance per FODO cell	60°	75°	90°
Momentum compaction factor	6.19×10^{-4}	4.04×10^{-4}	2.77×10^{-4}
Nominalised natural emittance	6.27 μm	4.45 μm	3.58 μm
RF voltage	33.0 MV	21.84 MV	15.36 MV
RF acceptance	2.75%	2.58%	2.38%
Synchrotron tune	0.067	0.044	0.03
Working point x/y	38.28/36.21	44.35/42.30	51.23/49.36
Natural chromaticity x/y	-42.3/-41.5	-51.2/-49.9	-63.7/-61.7
Maximum quadrupole gradient	8.5 T/m	9.0 T/m	11.3 T/m
Maximum sextupole gradient	50 T/m ²	88 T/m ²	151 T/m ²

Major parameters of DCO4

Circumference	6476.4 m		
Beam energy	5 GeV		
RF frequency	650 MHz		
Transverse damping time	21.1 ms		
Natural rms bunch length	6.0 mm		
Natural rms energy spread	1.27×10^{-3}		
wiggler	216 m total length; 400 mm period; 1.6 T peak field		
Arc cell phase advance	72°	90°	100°
Momentum compaction factor	2.9×10^{-4}	1.6×10^{-4}	1.3×10^{-4}
RF voltage	32.6 MV	20.4 MV	17.1 MV
Normalized natural emittance	6.4 mm	4.4 mm	3.9 mm
Tunes (x/y)	61.12/60.41	71.12/71.41	76.12/75.41
Natural chromaticity (x/y)	-71.0/-72.6	-89.2/-91.0	-99.8/-100.7

For the same phase advance of arc cell, our design reduced the RF voltage by about 30%.

Magnet parameters

	DMC3	DSB3	DCO4
Arc dipole length	2.0 m	2.7 m	2.0 m
Arc dipole field	0.154 T	0.26/0.36T	0.27 T
Number of arc dipoles	344	128	200
Chicane dipole length	1.50 m	1.0 m	1.0 m
Chicane dipole field	0.1 T	0.27 T	0.27 T
Number of chicane dipoles	32	48	48
Quadrupole length	0.40 m	0.6/0.3 m	0.3 m
Total number of quadrupoles	474	590	692
Maximum quadrupole gradient	11.3T/m	7.5 T/m	12.0 T/m
Sextupole length	0.25 m		0.25 m
Total number of sextupoles	332	192	392
Maximum sextupole gradient	151 T/m ²	145 T/m ²	215 T/m ²

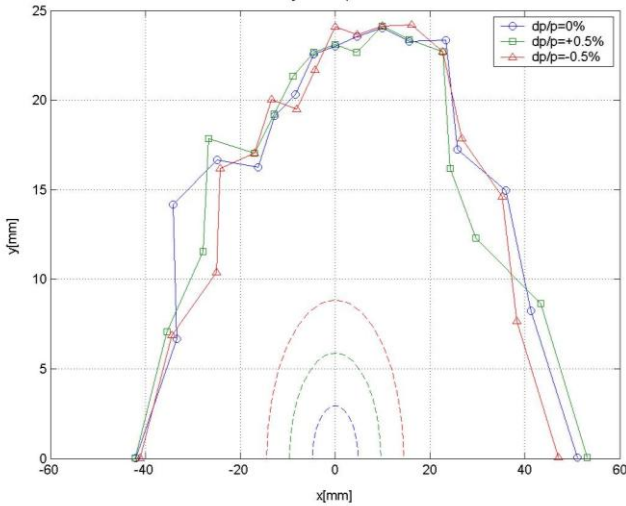
Wigglers

	DMC1	SB2009	DCO4
Wiggler peak field	1.6 T	1.6 T	1.6 T
Wiggler period length	0.4 m	0.4 m	0.4 m
Number of wigglers	40	32	88
Wiggler unit length	2.45 m	2.45 m	2.45 m
Wiggler total length	98 m	78.4 m	215.6 m

DMC3 dynamic aperture

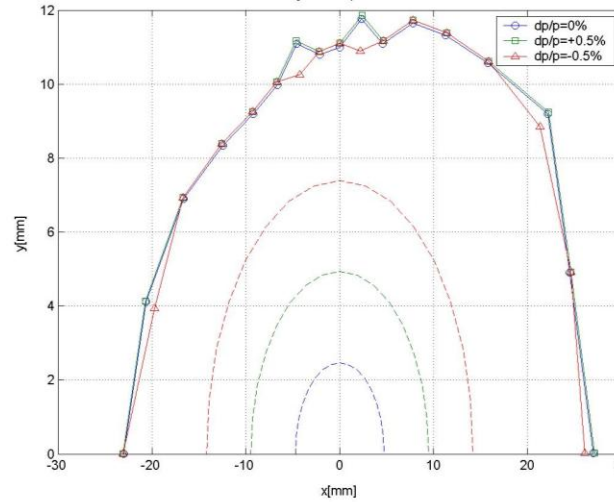
60°

Dynamic Aperture



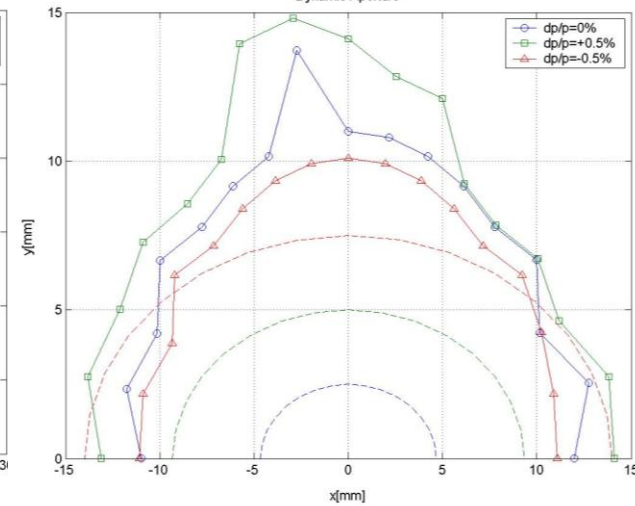
75°

Dynamic Aperture



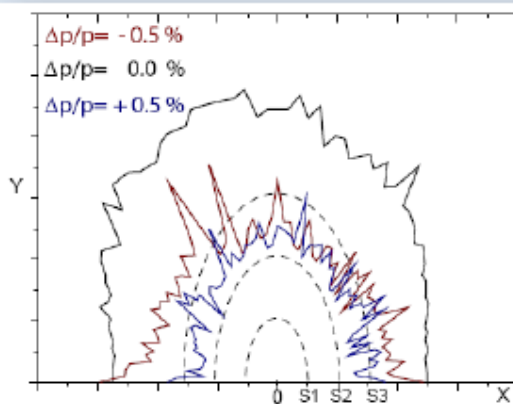
90°

Dynamic Aperture

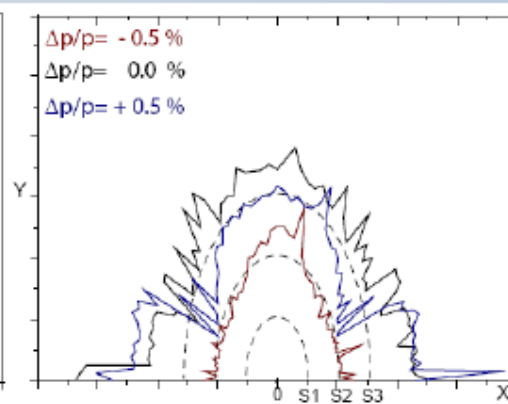


DCO4 dynamic aperture

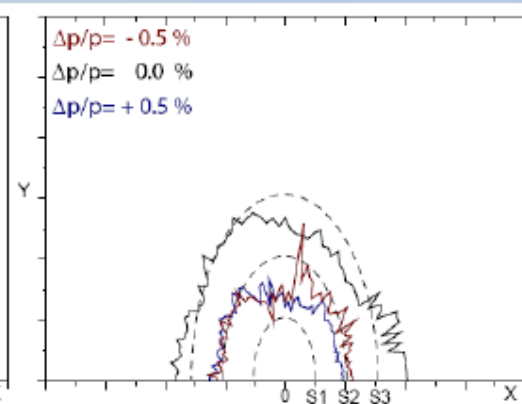
72°



90°



100°



summary

- Our design satisfies all the principal requirements for the 3.2 km ring.
- The momentum compaction factor is tunable in a large range ($2.7 \times 10^{-4} \sim 6.2 \times 10^{-4}$).
 - Allows 6 mm rms bunch length with the total rf voltage from 15 MV to 33 MV, 30% smaller than DCO4.
- The total number of magnets for DMC3 is about 10% less than DCO4.
- Dynamic aperture looks good.
 - good for higher momentum compaction factor
 - becomes smaller at lower momentum compaction factor because of small dispersion