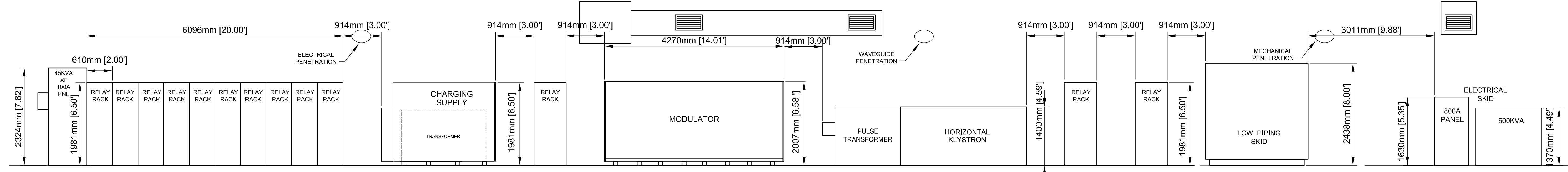
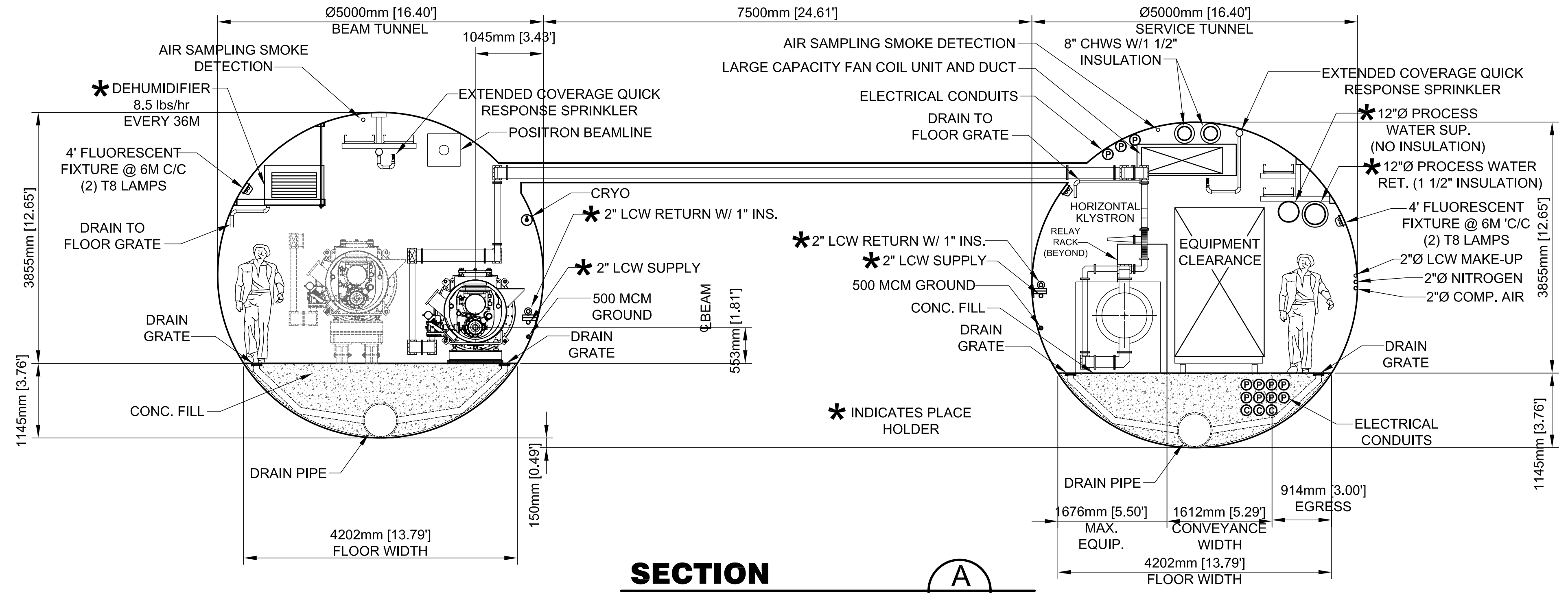


PLAN - 5.0M SERVICE TUNNEL



ELEVATION - SERVICE TUNNEL



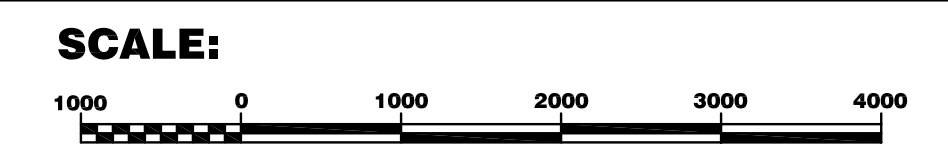
SECTION

Dwg: ILC_MAIN_LINAC_EQPT_GALL_LAYOUT.dwg Plotter: 03MAR06 @ 07:15:34a.m.

REV.	DATE	DESCRIPTIONS	REVISIONS

DRAFT
APRIL 19, 2006

	NAME	DATE
DESIGNED		
DRAWN		
CHECKED		
APPROVED		
SUBMITTED		



ILC GLOBAL DESIGN EFFORT
CONVENTIONAL FACILITIES AND SITING

ILC MAIN LINAC
5M SERVICE & BEAM TUNNEL PLAN & ELEV.

DRAWING NO. **6-11-RDR** **SK-1-1** REV. 19 APR. 2006