



Weekly Meeting

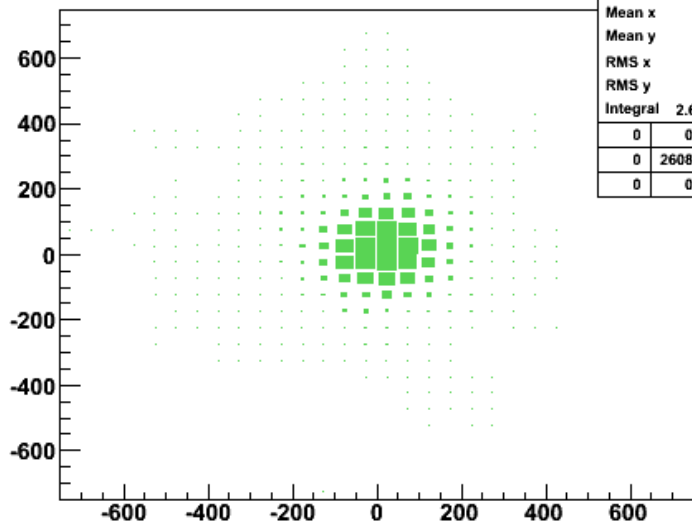
Edgar Nandayapa

07/01/11



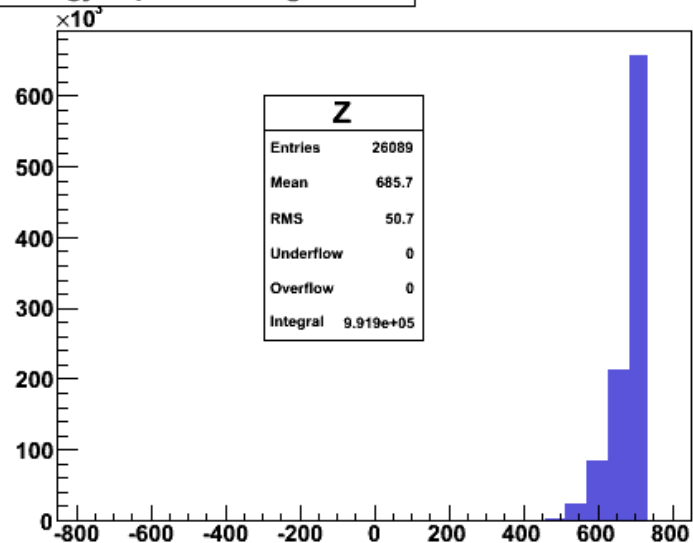


X vs Y



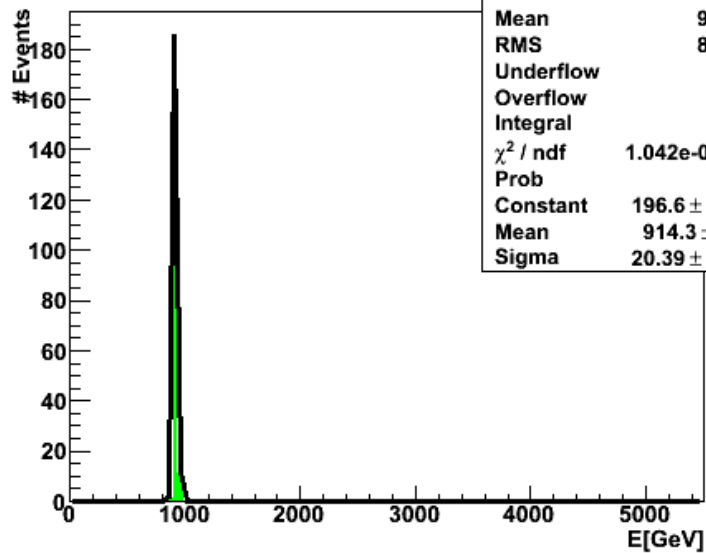
XY		
Entries	26089	
Mean x	7.649	
Mean y	17.22	
RMS x	90.19	
RMS y	93.53	
Integral	2.609e+04	
0	0	0
0	26089	0
0	0	0

Energy deposition longitudinal



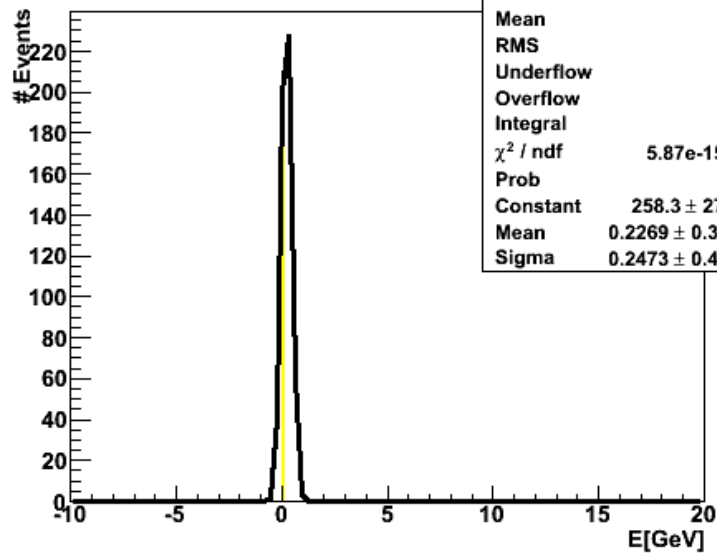
Z	
Entries	26089
Mean	685.7
RMS	50.7
Underflow	0
Overflow	0
Integral	9.919e+05

Cerenkov Energy



totECeren	
Entries	200
Mean	924.7
RMS	8.014
Underflow	0
Overflow	0
Integral	200
χ^2 / ndf	1.042e-09 / 0
Prob	0
Constant	196.6 ± 16.5
Mean	914.3 ± 2.4
Sigma	20.39 ± 1.09

Scintillation Energy



totEScint	
Entries	200
Mean	0
RMS	0
Underflow	0
Overflow	0
Integral	200
χ^2 / ndf	5.87e-15 / 0
Prob	0
Constant	258.3 ± 272.3
Mean	0.2269 ± 0.3614
Sigma	0.2473 ± 0.4665

