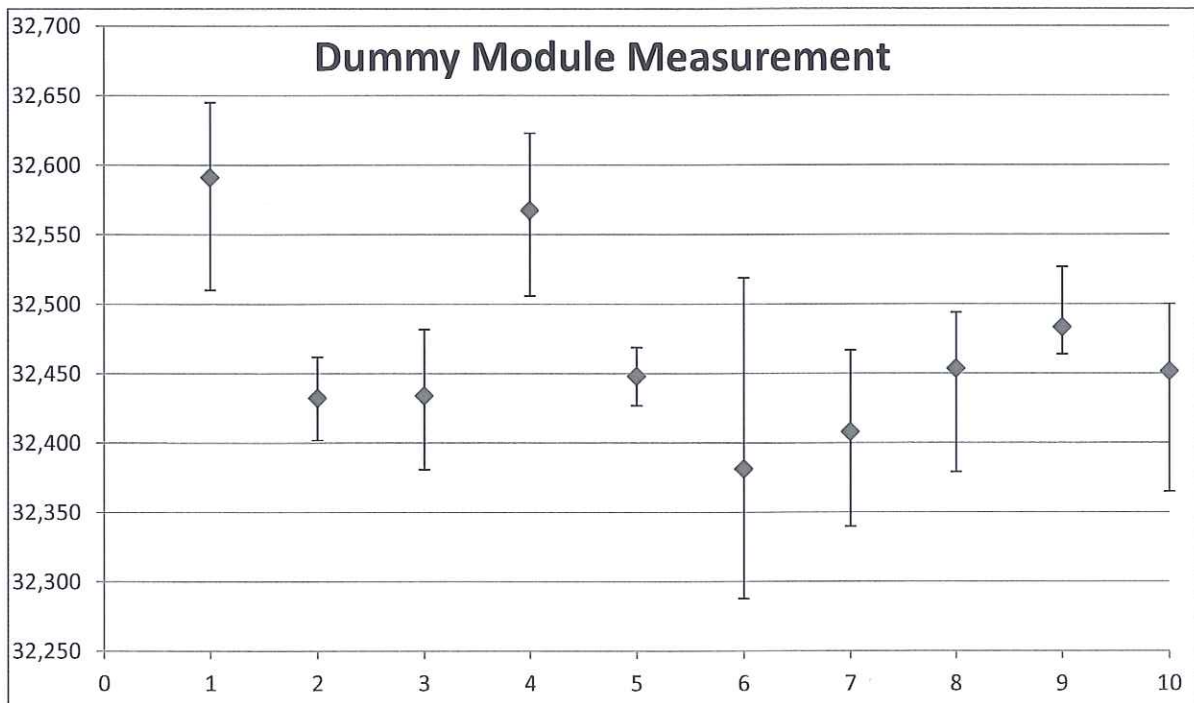
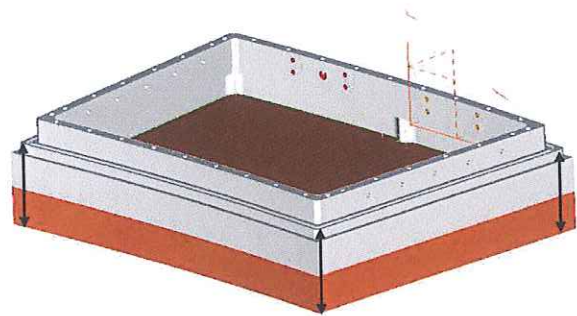
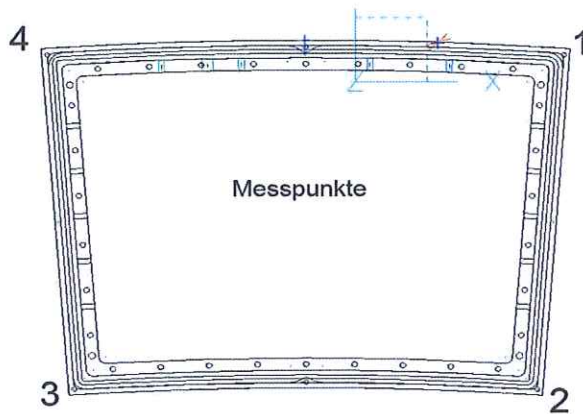
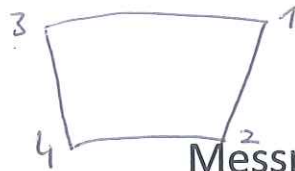


Dummy Module	dist 1	dist 2	dist 3	dist 4	average [mm]	min	max	error min	error max
DM 1	32,582	32,510	32,645	32,628	32,591	32,510	32,645	0,081	0,054
DM 2	32,458	32,402	32,462	32,408	32,433	32,402	32,462	0,031	0,029
DM 3	32,448	32,482	32,426	32,381	32,434	32,381	32,482	0,053	0,048
DM 4	32,553	32,506	32,588	32,623	32,568	32,506	32,623	0,061	0,056
DM 5	32,469	32,427	32,431	32,467	32,449	32,427	32,469	0,021	0,021
DM 6	32,401	32,288	32,519	32,317	32,381	32,288	32,519	0,093	0,138
DM 7	32,417	32,340	32,409	32,467	32,408	32,340	32,467	0,068	0,059
DM 8	32,494	32,379	32,485	32,457	32,454	32,379	32,494	0,075	0,040
DM 9	32,527	32,466	32,477	32,464	32,484	32,464	32,527	0,020	0,044
DM 10	32,494	32,500	32,448	32,365	32,452	32,365	32,500	0,087	0,048





Messprotokoll

Lieferant:		BA-Nr.:	
Benennung:		WA-Nr.:	
Zeichng.-Nr.:		Projektleiter:	-
Serien-Nr.:		Datum:	23.03.12

Modoul

Pos.	Merkmal / Sollwert	1. ÖTG	2. UTFG	3. Messwert	4. Ergebnis
1	Dummy Module 1	32,582	32,510	32,645	32,628
2	" 2	32,458	32,402	32,462	32,408
3	" 3	32,448	32,482	32,426	32,381
4	" 4	32,553	32,506	32,588	32,623
5	" 5	32,469	32,427	32,431	32,467
6	" 6	32,401	32,288	32,519	32,317
7	" 7	32,417	32,340	32,409	32,467
8	" 8	32,494	32,379	32,485	32,457
9	" 9	32,527	32,466	32,477	32,464
10	" 10	32,494	32,500	32,448	32,365
11					
12					
13					
14					
15					
16					
17					
18					
19					
20					
21					
22					
23					
24					
25					

Bemerkungen:	
<p>Robert Volkenborn 2097.</p>	
Prüfer:	Ali Asghar
Fachgruppe: ZMQS	