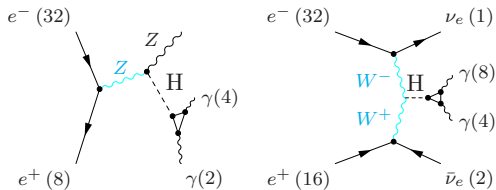


$H \rightarrow \gamma\gamma$ @250 GeV, 500 and 1000 GeV

C. Calancha
General Meeting

November 6, 2013

H \rightarrow $\gamma\gamma$ STATUS



external Z in the left hand plot decaying to: $Z \rightarrow l^+l^-$, $Z \rightarrow \nu\bar{\nu}$, $Z \rightarrow q\bar{q}$ (*)

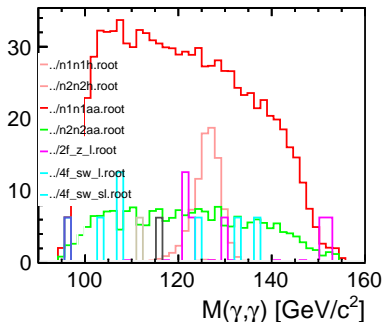
$\text{Br}(H \rightarrow \gamma\gamma) = 0.228 \%$

- Main Background: $qq\gamma\gamma$, $\nu\nu\gamma\gamma$
 - High statistics samples generated, simulated, reconstructed with same tools as DBD samples.
- $\sigma(\text{mainback})/\sigma(\text{signal})$
 - 1000 GeV: ≈ 50 ($= 44/0.9$) ($\nu\bar{\nu}H$), ≈ 930 ($= 38/0.041$) ($q\bar{q}H$)
 - 500 GeV: ≈ 110 ($= 42/0.39$) ($\nu\bar{\nu}H$), ≈ 410 ($= 65/0.16$) ($q\bar{q}H$)
 - 250 GeV: ≈ 400 ($= 71/0.18$) ($\nu\bar{\nu}H$), ≈ 560 ($= 265/0.47$) ($q\bar{q}H$)
 - On blue color analysis status.

(*) On red the reconstructed modes on this Analysis (no $Z \rightarrow l^+l^-$).

$\nu\bar{\nu}H$, 500 GeV

NNH: $H \rightarrow \gamma\gamma$ 500 GeV Previous Result



● Significance: 4.3

1	Preselection
2	$M > 140 \text{ GeV}/c^2$
3	$E_T > 20 \text{ GeV}$
4	$E > 250 \text{ GeV}$
5	$\cos(\gamma_1, \gamma_2) > -0.85$
6	$\text{cone}E(\gamma) < 10 \text{ GeV}$
7	$P_T(\gamma_1) + P_T(\gamma_2) \geq 100 \text{ GeV}$
8	$120 < M(\gamma, \gamma) < 132 \text{ GeV}/c^2$

Cut Flow NNH 500

Process	signal	vva	2f	4f	aa_4f	5f	6f	Signf
Cross Section	0.387	41.6	2.64e+04	3.24e+04	210	143	1.18e+03	
Expected	193	2.08e+04	1.32e+07	1.62e+07	1.05e+05	7.17e+04	5.89e+05	
Generated	7.83e+04	7.02e+05	3.3e+06	3.27e+06	1.11e+05	8.16e+04	4.74e+05	
Cut1	169	7.68e+03	2.9e+04	5.3e+04	75	75.5	350	0.562
Cut2	147	5.54e+03	9.59e+03	9.86e+03	21.6	13.6	37	0.924
Cut3	137	4.53e+03	5.73e+03	6.77e+03	9.82	6.55	30.4	1.05
Cut4	123	3.35e+03	1.32e+03	1.83e+03	5.84	3.84	19.6	1.51
Cut5	120	3.08e+03	193	347	0.984	0.000977	1.35	1.96
Cut6	101	1.32e+03	80.8	93.8	0	0	0	2.52
Cut7	94.3	339	25.9	6.29	0	0	0	4.37

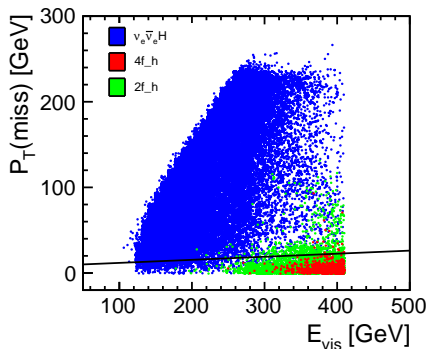
NNH: $H \rightarrow \gamma\gamma$ 500 GeV: Reoptimized

New Optimisation

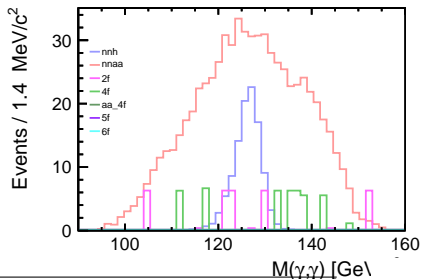
- Exploit correlation on some variables (coneE, E) \cancel{E}_T , E_{vis} .
- Added some event shape variables.
- After reject other contributions, using TMVA to separate signal from main background.

BDT Variables

- $\cos(\gamma, \gamma)$
- $\cos(\theta_\gamma)$
- $P_T(\gamma_1) + P_T(\gamma_2)$
- energyH
- principleThrust
- $\cos\text{ThrustAxis}$
- oblateness
- $\cos(\theta_\gamma)$

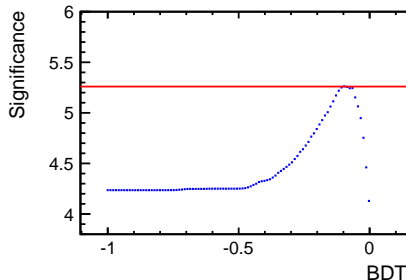


NNH: $H \rightarrow \gamma\gamma$ 500 GeV: Reoptimized



- Significance: **5.2**
- E_m (E_l): photon from di-photon system with highest (lowest) energy.

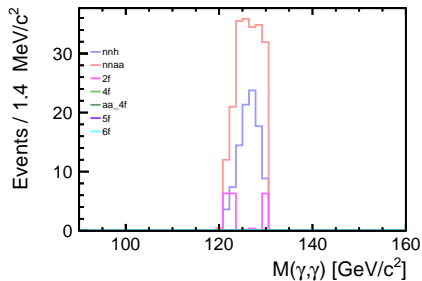
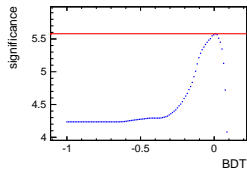
1	Preselection
2	$(\text{cone}E_m < 3.76 + 0.066 * E_m) \ \&$ $(\text{cone}E_l < 0.0545 + 0.092 * E_l)$
3	$E_T > -326 + 1.25 * E_{vis}$
4	$ \cos(\theta_\gamma^*) < 0.98$
5	$\cos(\theta_\gamma) < 0.98$
6	$\text{cone}E(\gamma_1) + \text{cone}E(\gamma_2) < 8$
7	$M > 140 \text{ GeV}/c^2$
8	$\text{BDT} > -0.1$
9	$120 < M(\gamma, \gamma) < 132 \text{ GeV}/c^2$



Cut Flow NNH 500

Process	signal	vvaa	2f	4f	aa_4f	5f	6f	Signf
Cross Section	0.387	41.6	2.64e+04	3.24e+04	210	143	1.18e+03	
Expected	193	2.08e+04	1.32e+07	1.62e+07	1.05e+05	7.17e+04	5.89e+05	
Generated	7.83e+04	7.02e+05	3.3e+06	3.27e+06	1.11e+05	8.16e+04	4.74e+05	
Cut1	169	8.07e+03	2.9e+04	5.33e+04	75	75.5	350	0.56
Cut2	166	7.5e+03	7.37e+03	1.15e+04	21.5	19.2	64.9	1.02
Cut3	164	7.01e+03	1.3e+03	3.76e+03	7.54	5.56	12.7	1.48
Cut4	162	6.71e+03	1.05e+03	3.35e+03	6.55	5.55	12.6	1.52
Cut5	156	4.41e+03	744	1.41e+03	1.93	4.2	6.85	1.9
Cut6	152	4.23e+03	175	257	0	0	0.0177	2.19
Cut7	134	3.07e+03	121	162	0	0	0	2.27
Cut8	107	696	33	44	0	0	0	3.6
Cut9	103	260	19	0	0	0	0	5.3

Mass in the BDT Training

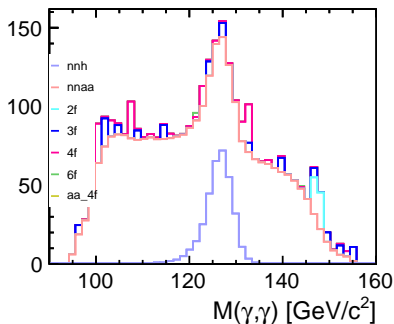


- Including mass_H in the BDT training no significant improve ($S \approx 5.4$).

$\nu\bar{\nu}H$, 1000 GeV

NNH: $H \rightarrow \gamma\gamma$ 1000 GeV

1	Preselection
2	missing mass $> 400 \text{ GeV}/c^2$
3	$ \cos(\theta) < 0.95$
4	$\text{cone}E(\gamma) < 20 \text{ GeV}$
5	$P_T(H) > 40 \text{ GeV}$
6	$P_T(\gamma_1) + P_T(\gamma_2) > 55 \text{ GeV}$
7	n charged PFO ≤ 15
8	$120 < M(\gamma, \gamma) < 132 \text{ GeV}/c^2$



● Significance: 10.2

NNH: $H \rightarrow \gamma\gamma$ 1000 GeV Cut Flow

Process	signal	vvaa	2f	4f	3f	aa_4f	6f	Signf
Cross Section	0.922	43.9	7.78e+03	3.1e+05	2.83e+05	1.13e+03	693	-
Expected	922	4.39e+04	7.78e+06	3.1e+08	2.83e+08	1.13e+06	6.93e+05	-
Generated	5.94e+04	5.96e+06	5.19e+05	1.3e+07	6.01e+06	1.03e+05	4.94e+06	-
Cut1	770	1.49e+04	4.73e+04	3.36e+05	1.71e+05	4.99e+03	8.11e+03	1.01
Cut2	714	1.3e+04	5.84e+03	9.45e+04	7.03e+04	2.51e+03	453	1.65
Cut3	595	4.74e+03	3.31e+03	1.48e+04	9.08e+03	1.67e+03	279	3.2
Cut4	591	4.69e+03	214	1.47e+03	662	20.6	14	6.76
Cut5	513	3.73e+03	144	922	458	0	8.14	6.75
Cut6	513	3.67e+03	144	913	452	0	8.14	6.8
Cut7	348	2.51e+03	46.5	256	111	0	3.32	6.08
Cut8	325	626	0	52.8	18.1	0	2.69	10.2

Status

- NNH mode 1000 Gev significance: 10.2
- NNH mode 500 Gev significance: 5.3.

Plan

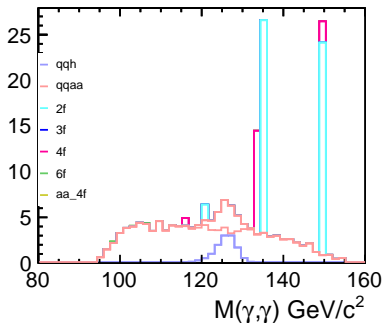
- LCWS13

Back Up

$q\bar{q}H$, 1000 GeV

QQH: $H \rightarrow \gamma\gamma$ 1000 GeV

1	Preselection
2	missing mass $< 200 \text{ GeV}/c^2$
3	$\cos(\gamma, \gamma) > 0.65$
4	coneE(γ) $< 20 \text{ GeV}$
5	$ \cos(\theta) < 0.85$
6	$P_T(H) > 350 \text{ GeV}$
7	$\cancel{E} < 100 \text{ GeV}$
8	$120 < M(\gamma, \gamma) < 132 \text{ GeV}/c^2$



● Significance: 1.85

QQH: $H \rightarrow \gamma\gamma$ 1000 GeV Cut Flow

Process	signal	vvaa	2f	4f	3f	aa_4f	6f	Signf
Cross Section	0.0405	37.8	7.78e+03	3.1e+05	2.83e+05	1.13e+03	698	-
Expected	40.5	3.78e+04	7.78e+06	3.1e+08	2.83e+08	1.13e+06	6.98e+05	-
Generated	7.82e+04	4.19e+06	5.26e+05	1.3e+07	6.01e+06	1.13e+05	4.93e+06	-
Cut1	34.5	1.43e+04	2.78e+05	1.74e+06	1.07e+06	1.02e+04	5.44e+04	0.0194
Cut2	29	1.14e+04	2.2e+05	1.12e+06	6.48e+05	3.88e+03	4.55e+04	0.0203
Cut3	21.7	2.92e+03	1.53e+04	3.83e+04	2.26e+04	65.1	211	0.0771
Cut4	19.3	1.99e+03	3.17e+03	1.46e+04	9.82e+03	0	39.7	0.112
Cut5	16.6	249	78.5	90.8	0	0	3.65	0.795
Cut6	13.4	119	50	22	0	0	0.339	0.933
Cut7	12.5	113	48.3	14.5	0	0	0.339	0.912
Cut8	11.9	27.6	1.72	0	0	0	0	1.85