

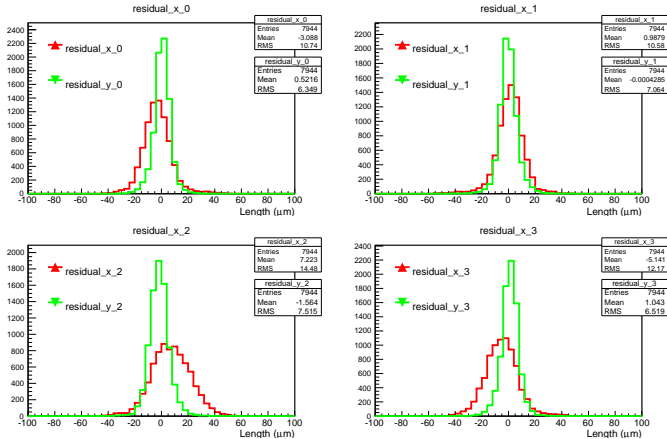
Update on Beam Test Data Reconstruction in Telescope

Oron Rosenblat

FCAL clustering WG meeting

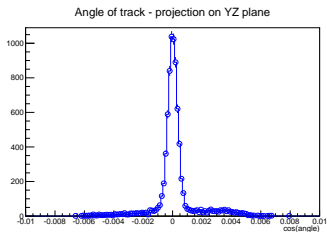
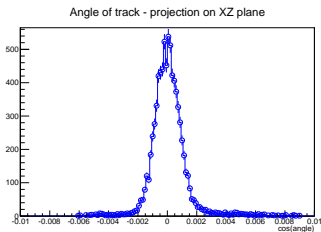
January 5, 2015

Residuals plot (run 48):



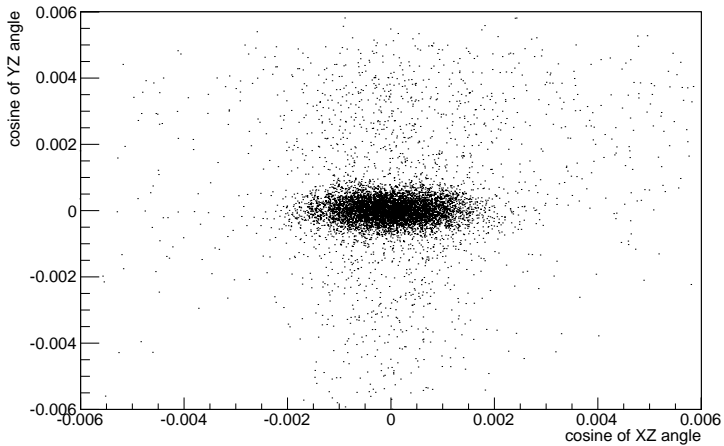
As we have seen before, there is an asymmetry between X and Y in the residuals plot.

Track angles (run 48):



As one can observe, the distribution is wider in X than in Y...

Track angles - comparison (run 48):



Conclusions

- Difference between planes observed in residuals plots
- Track angle analysis reveals an asymmetry in track direction
- Improvement in alignment is required
- Further study of tracking algorithm is required