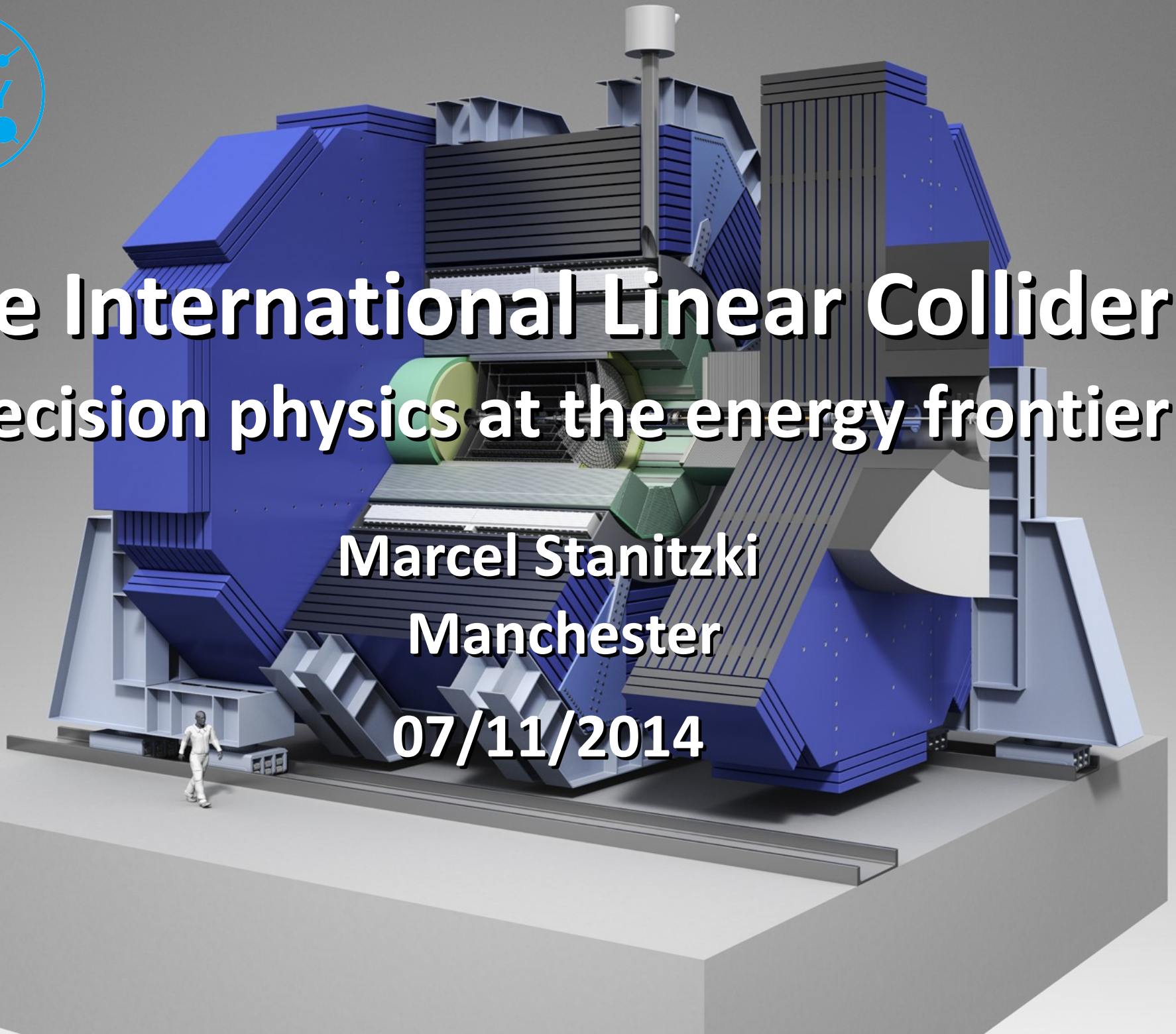


# The International Linear Collider

## Precision physics at the energy frontier

Marcel Stanitzki  
Manchester

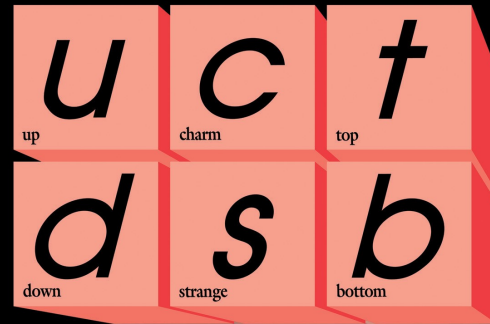
07/11/2014







# Mission Accomplished ?

## Quarks



## Forces

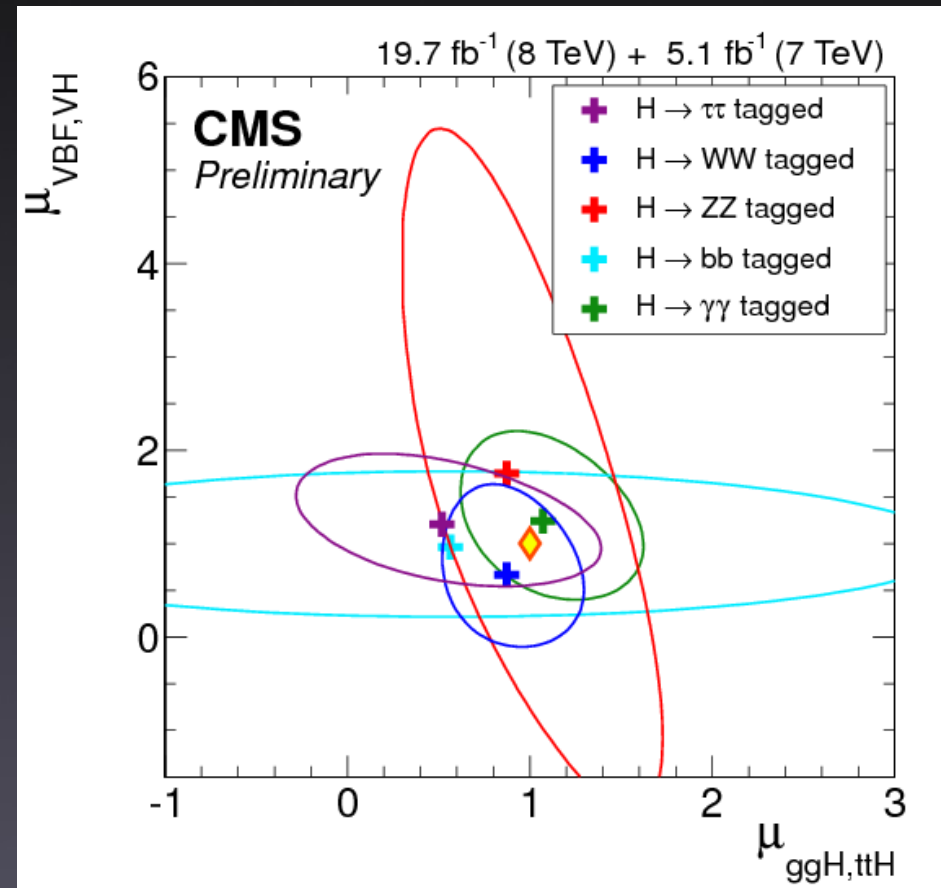
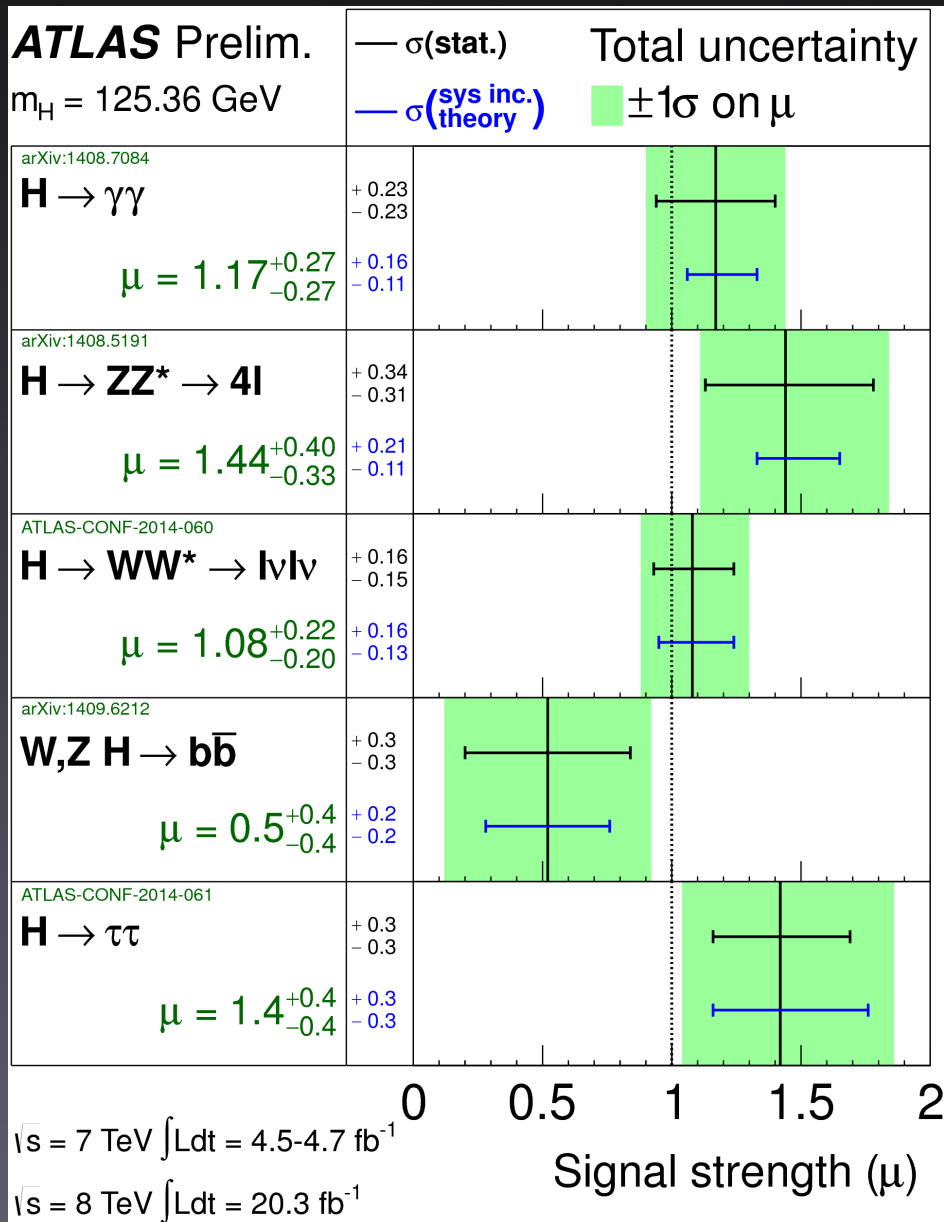


## Leptons





# The Higgs - What do we know ...

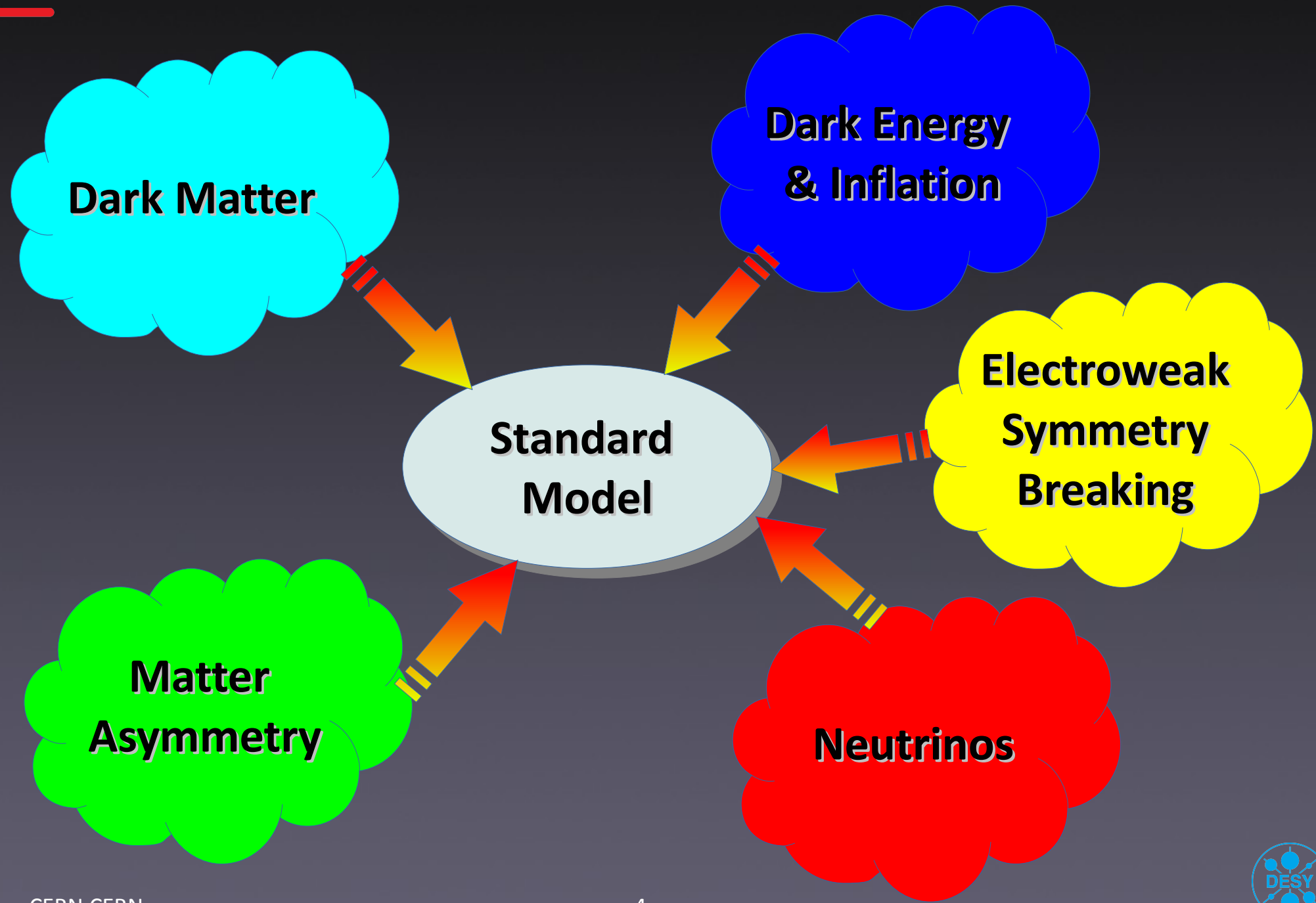


Looks like the Standard Model Higgs Boson...





# Now what ?





# A bit of History - Top Prediction

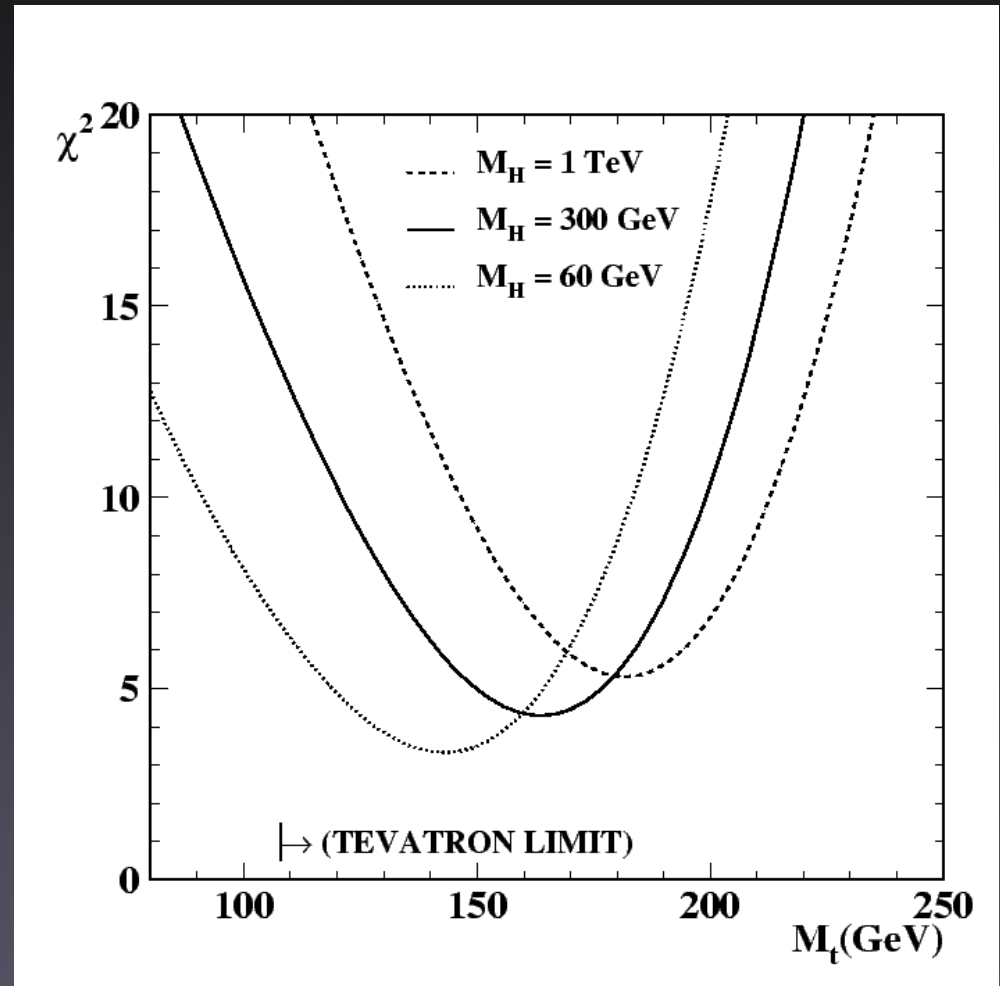
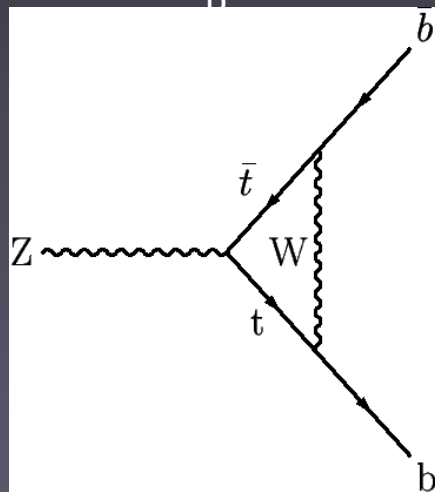
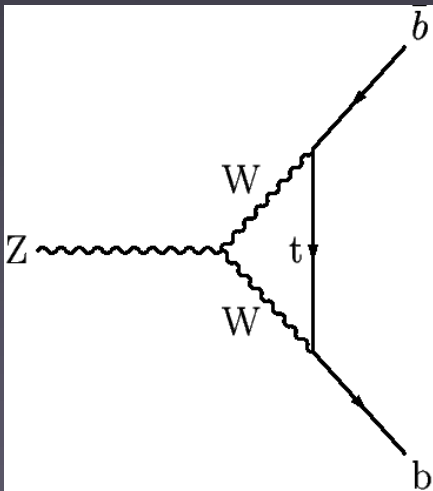


- Measuring  $R_b$

- $Z \rightarrow b\bar{b}$

- Even  $m_t \gg m_Z$

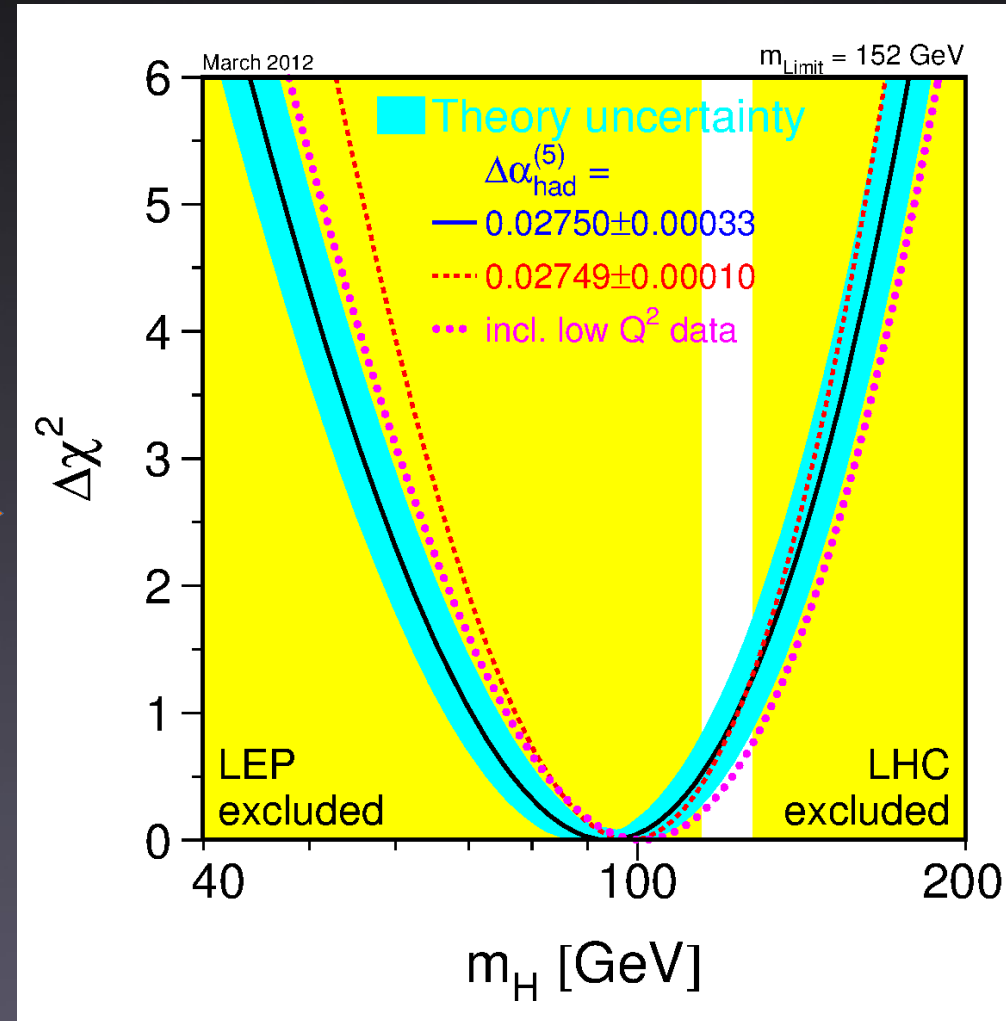
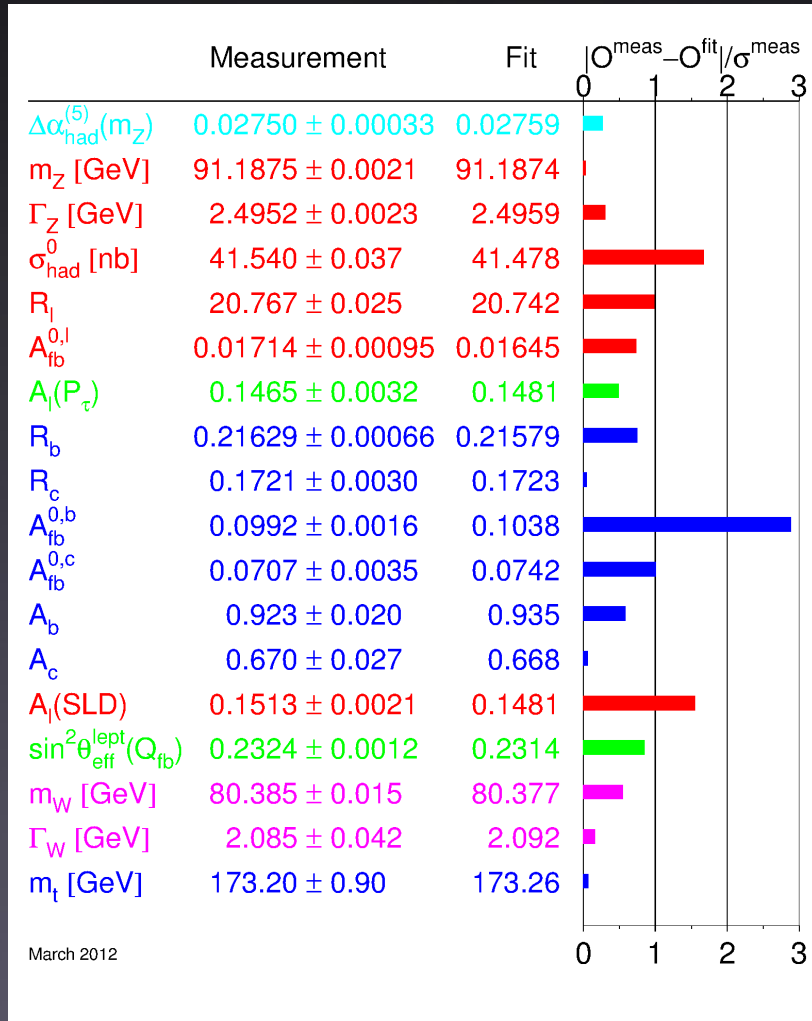
- Corrections to  $R_b$



LEP-EWWG Plot from 1993, before Top evidence from the Tevatron.



# SM precision constraints the Higgs

Measurements from LEP  
(and SLD, Tevatron)

$M_H = 94 \text{ GeV} +29 \text{ GeV} / -24 \text{ GeV}$



# Higgs as Window to new physics



SM Higgs Sector  
Incomplete:  
Fine-tuning/mass stabilization

## SUSY and Friends

- New particles
- 5 or more Higgs Bosons
- ➔ Modified Higgs couplings

## Higgs Compositeness

➔ Modified Higgs Couplings

Search for  
new Particles

Precisely probe  
Higgs Couplings

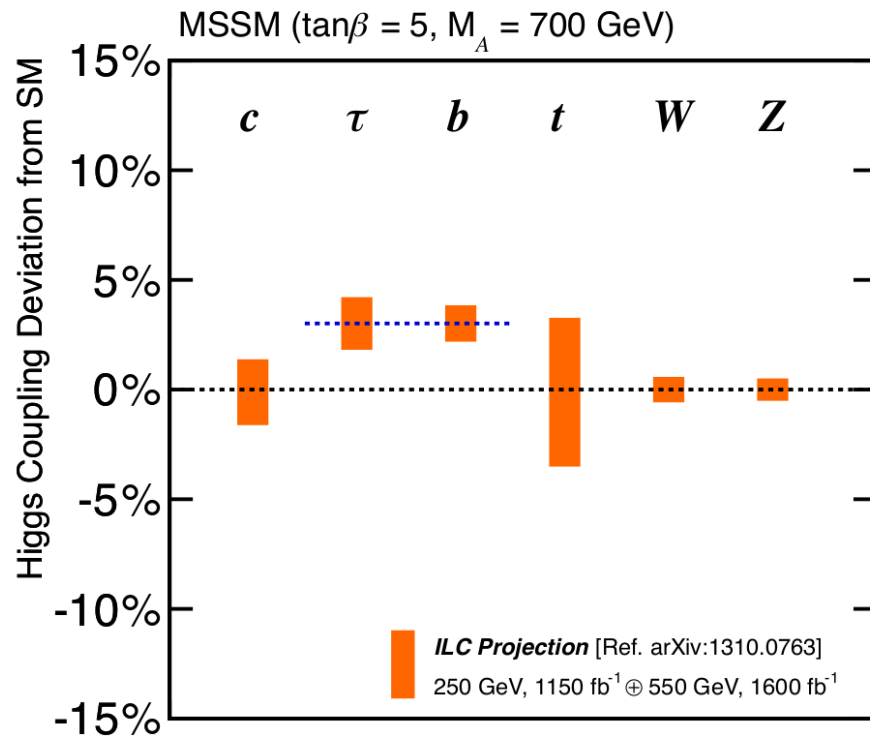




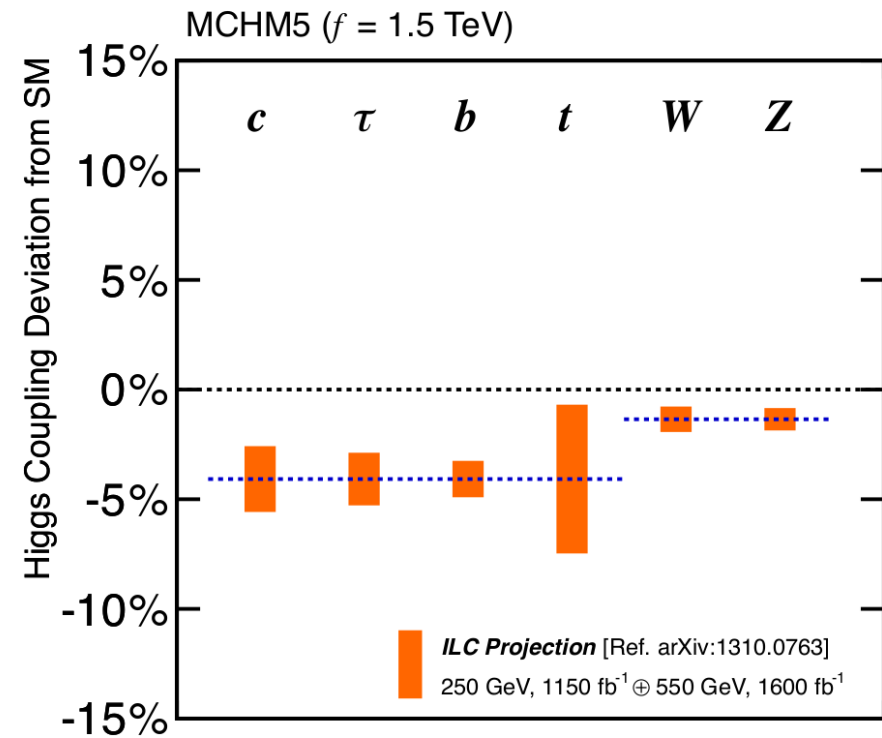
# Probing new physics



## Supersymmetry (MSSM)



## Composite Higgs (MCHM5)



ILC 250+550 LumiUP

Percent-level accuracy on Higgs Couplings essential !







# Precision for the Terascale



- To complement the LHC/HL-LHC a precision machine is required
  - Only  $e^+e^-$  colliders offer the required precision (1%)
- $e^+e^-$  Advantages
  - Well defined initial state and tunable  $E_{\text{CMS}}$
  - Clean environment, no QCD backgrounds
  - All background process can be calculated with high precision
  - low radiation environment





# Why a Linear Accelerator



- Basic Limitations  $e^+e^-$  synchrotrons
  - Synchrotron radiation loss  $\sim E^4/r$
  - Synchrotron cost  $\sim$  quadratically with Energy (B. Richter 1980)
    - $E_{\text{CMS}} \sim 200$  GeV as upper limit
- A Linear Accelerator offers a clear way to higher energy
  - Not limited by synchrotron radiation
  - Cost  $\sim$  linear with Energy
  - Polarization of both beams

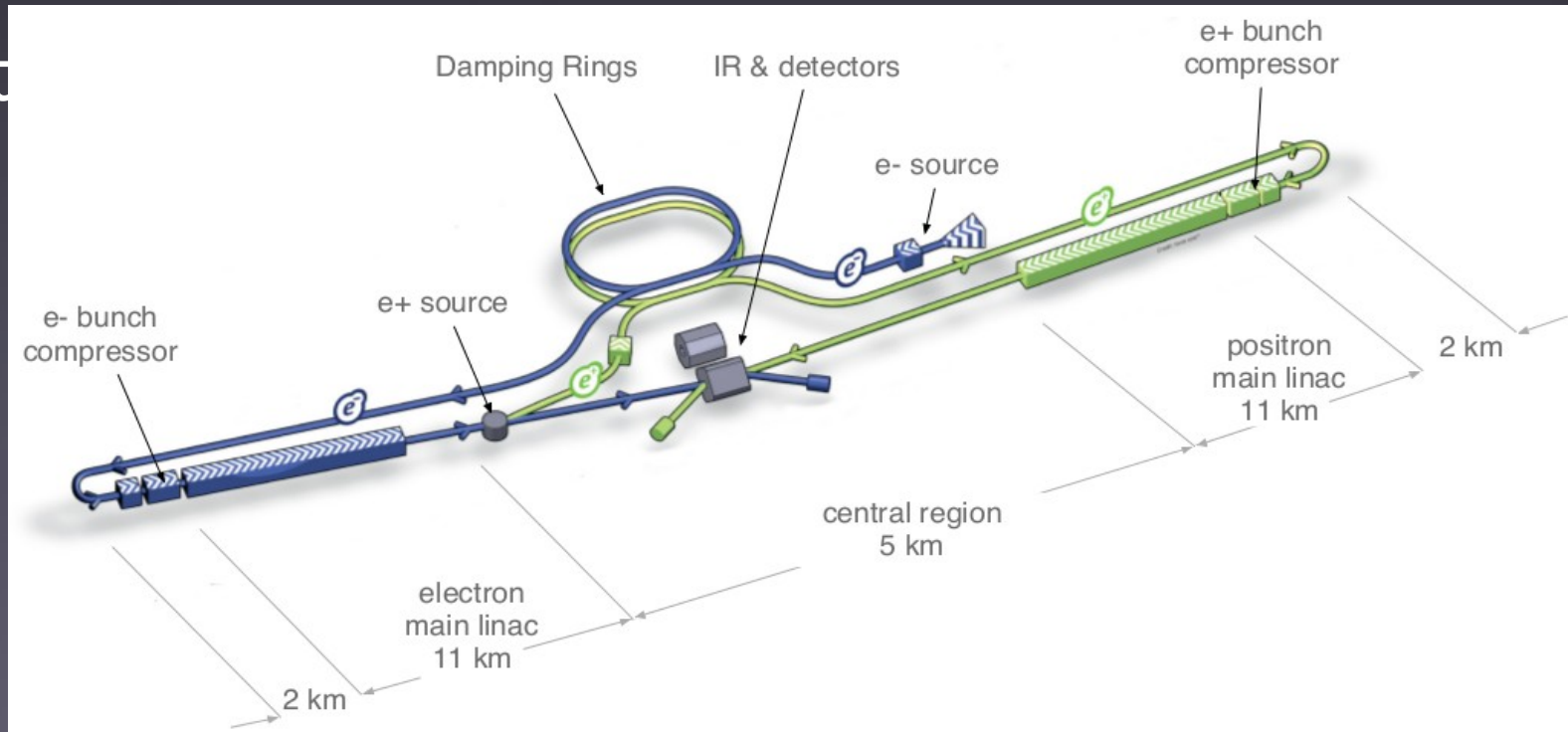




# The ILC Project

- The ILC (International Linear Collider)
  - A 500 GeV (baseline) GeV  $e^+e^-$  Linear Collider
  - Upgrade Path to 1 TeV
  - Polarization of both beams

• Int



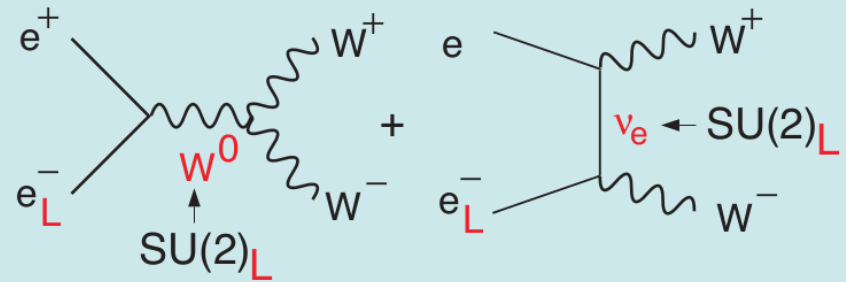


# Power of polarization at the ILC



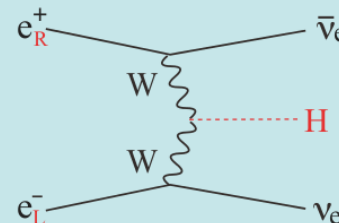
- The ILC offers polarized  $e^+/e^-$  beams
- Baseline
  - 80 % polarization for  $e^-$
  - 30 % polarization for  $e^+$
- Upgrades possible
  - 90 % polarization for  $e^-$
  - 60 % polarization for  $e^+$
- Unique capabilities

$W^+ W^-$  (Largest SM BG in SUSY searches)



In the symmetry limit,  $\sigma_{WW} \rightarrow 0$  for  $e_R^-$ !

**WW-fusion Higgs Prod.**

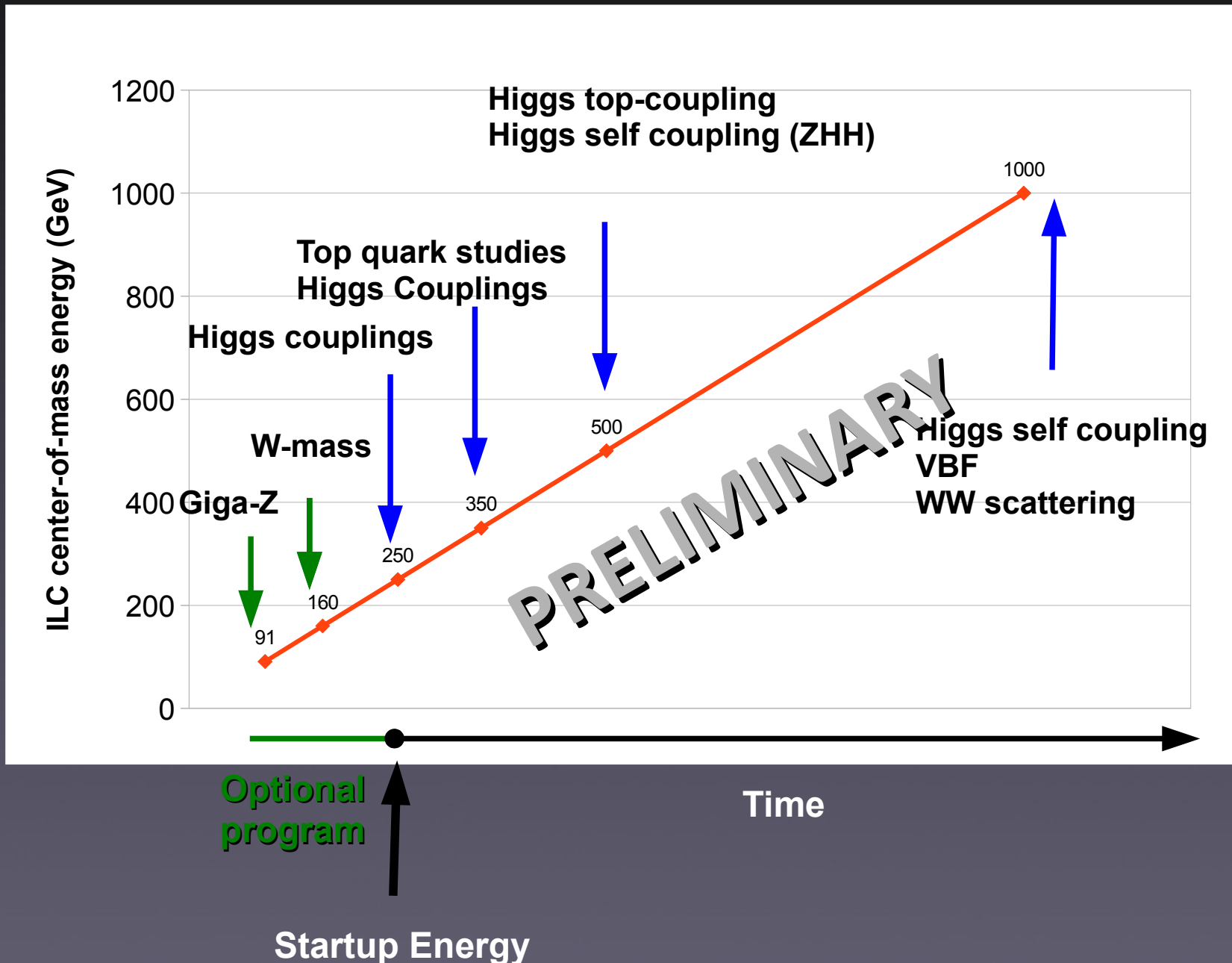


	ILC
	-0.8
	+0.3
$(\sigma/\sigma)$	$1.8 \times 1.3 = 2.34$



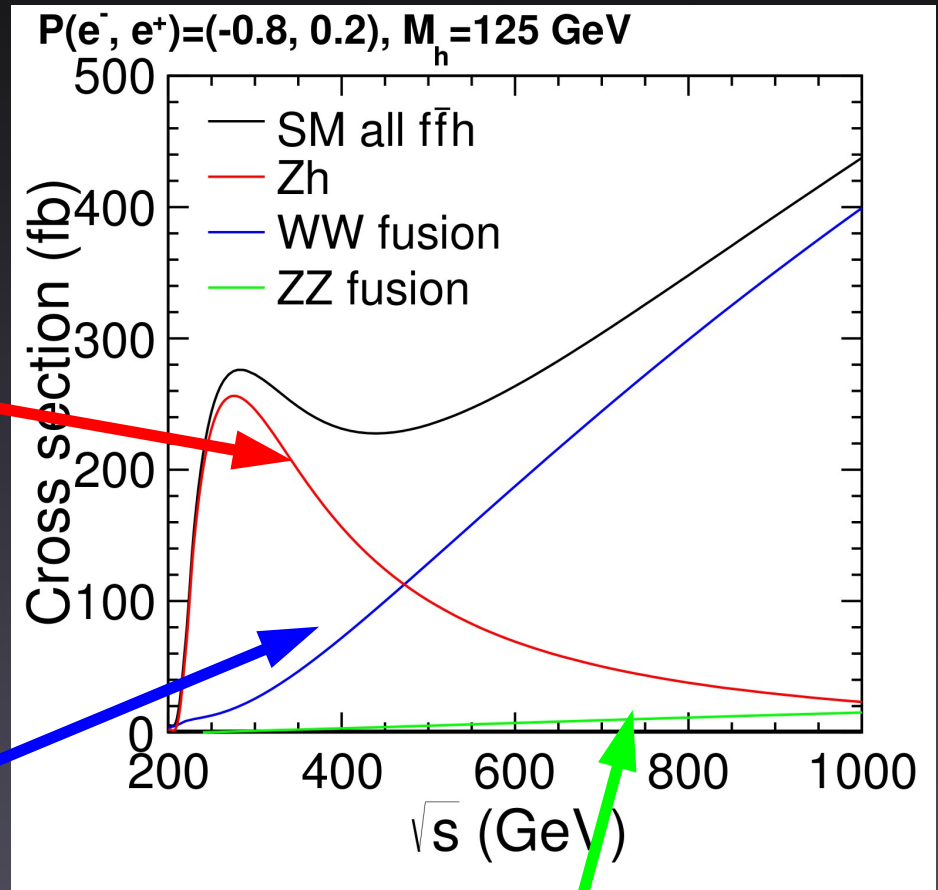
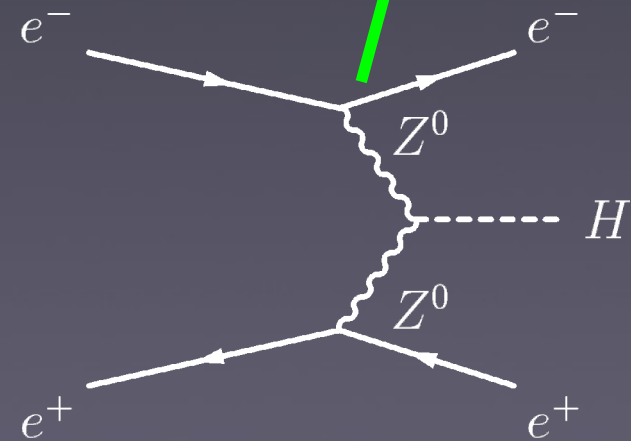
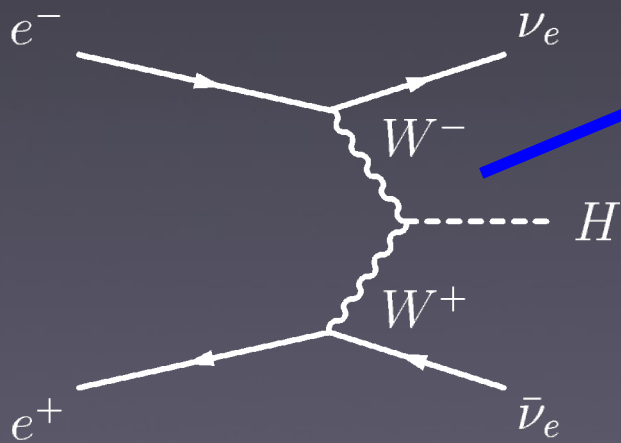
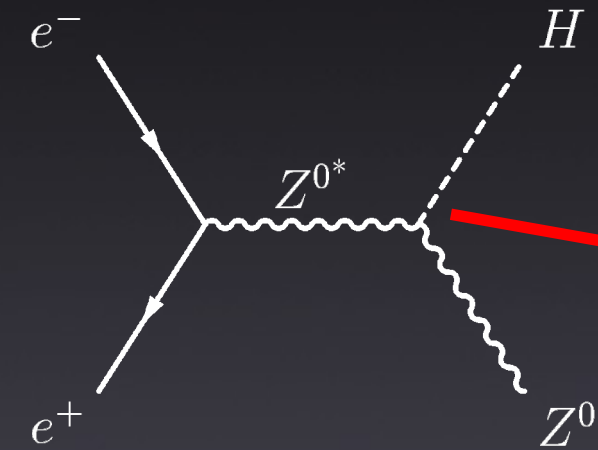


# ILC physics program





# Higgs Production at the ILC

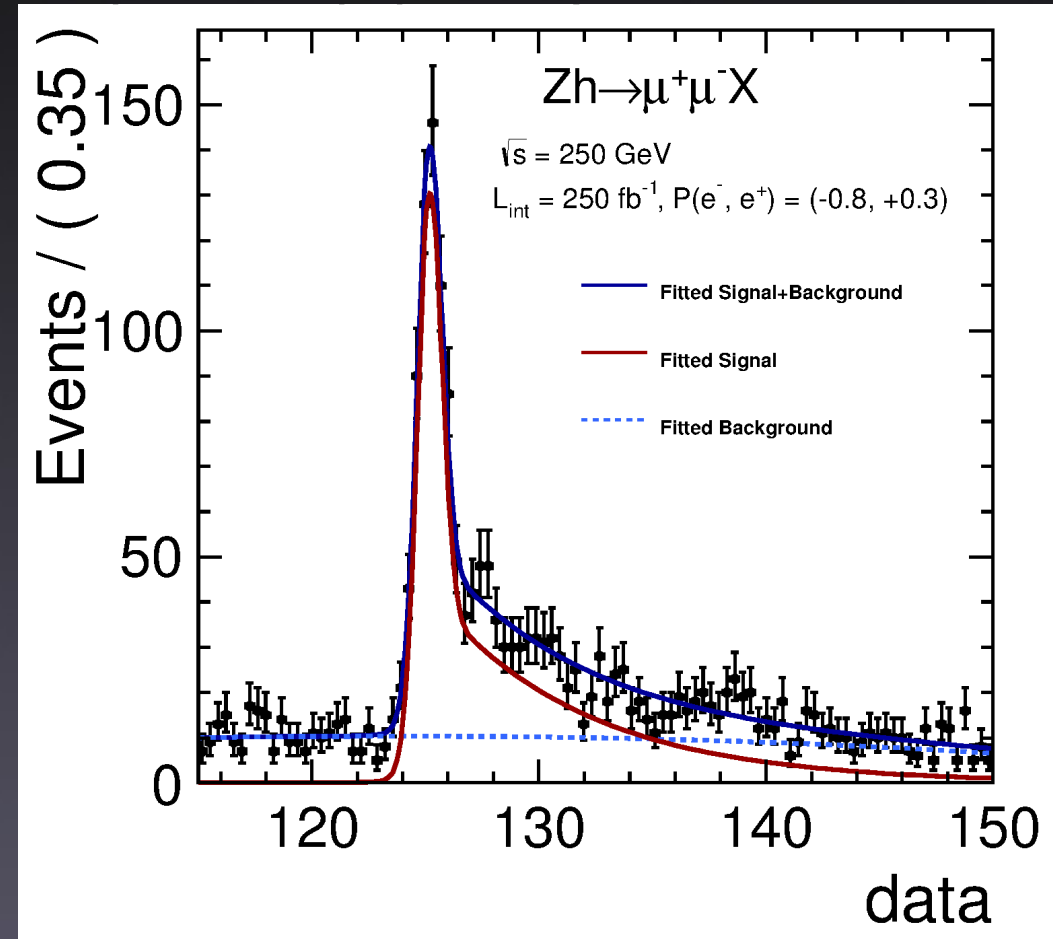




# Higgs physics at the ILC

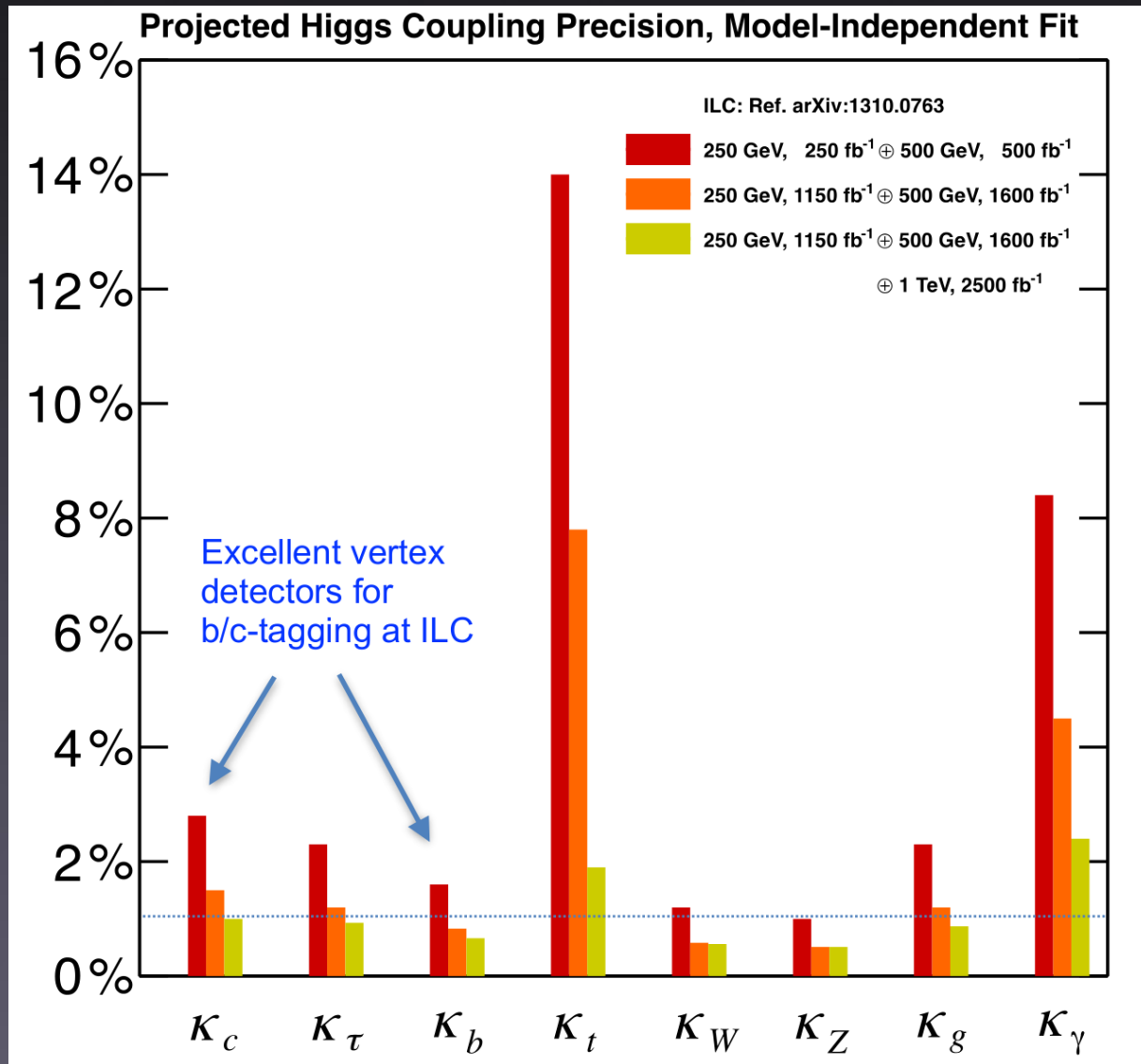


- ILC will do everything the LHC/HL-LHC does
  - Couplings, Mass, Spin
- ILC does Model-independent measurements
- Unique at the ILC
  - Total Higgs Width
  - $H \rightarrow c\bar{c}/g\bar{g}$
- Higgs-Selfcoupling





# ILC BR Measurements



- Most couplings
  - Approaching 1% accuracy
- Derived in a model-independent way
- Accuracy on top-coupling
  - Improves with higher  $E_{\text{CMS}}$
- $H \rightarrow \gamma\gamma$



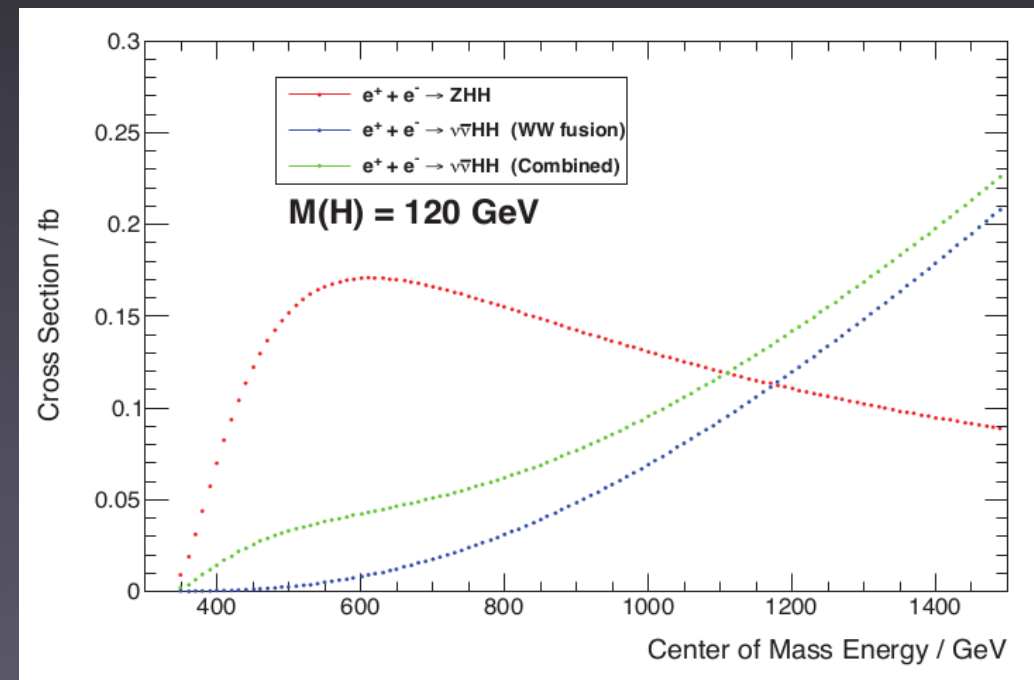
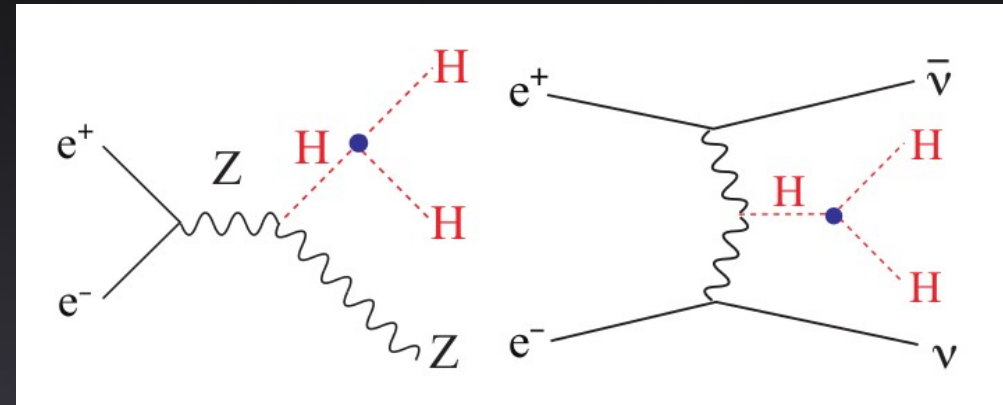




# Higgs Self-coupling



- This measurement is one of the most difficult ones at both LHC and ILC
- ILC cross-section
  - $10^4$  smaller than the Higgs cross-section
- ILC will be able to establish its existence
  - But it won't be a precision result

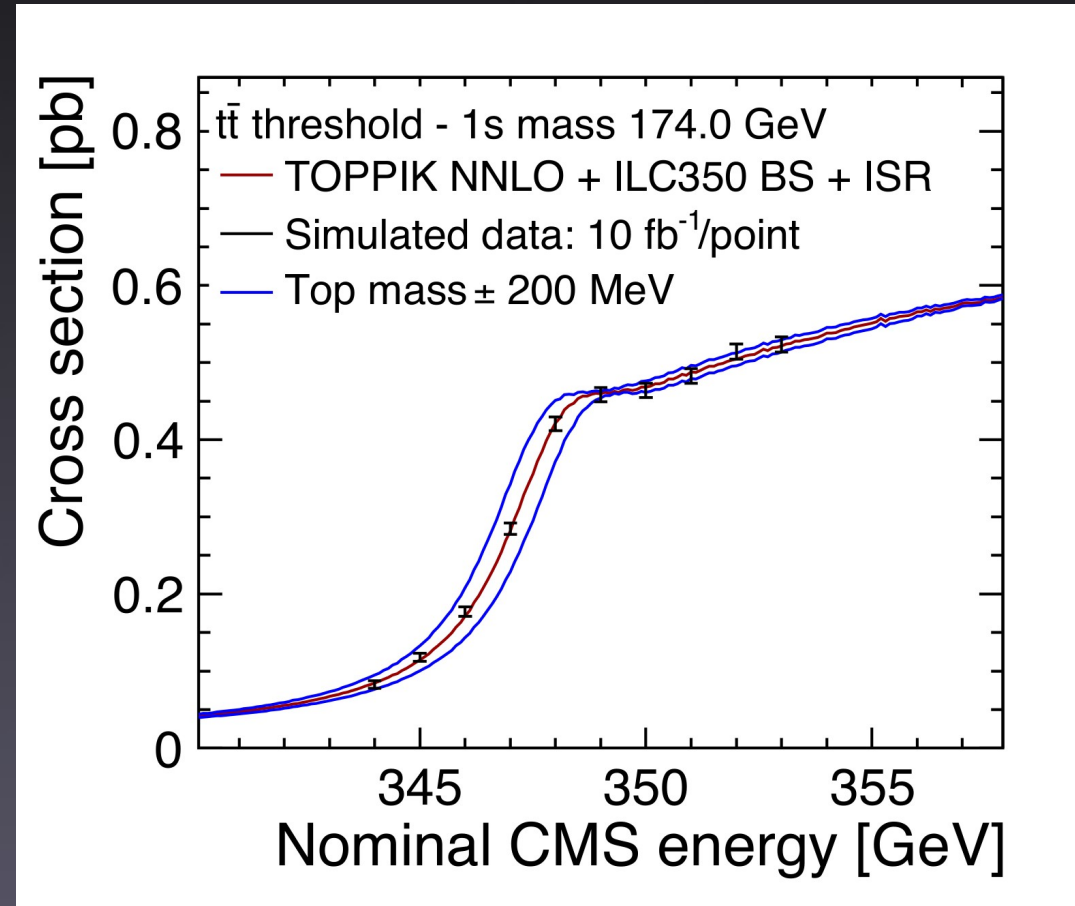




# ILC – A Top Factory



- Top Threshold scans
  - $\Delta m_{\text{top}} < 40 \text{ MeV}$
- Conversion to  $\overline{\text{MS}}$  scheme
  - Measured top mass at ILC can easily be converted to  $\overline{\text{MS}}$  mass
  - This yields an total error of  $\Delta m_{\text{top}} \sim 100 \text{ MeV}$
  - Theory/  $\alpha_s$  limited





# Top as a window to new physics

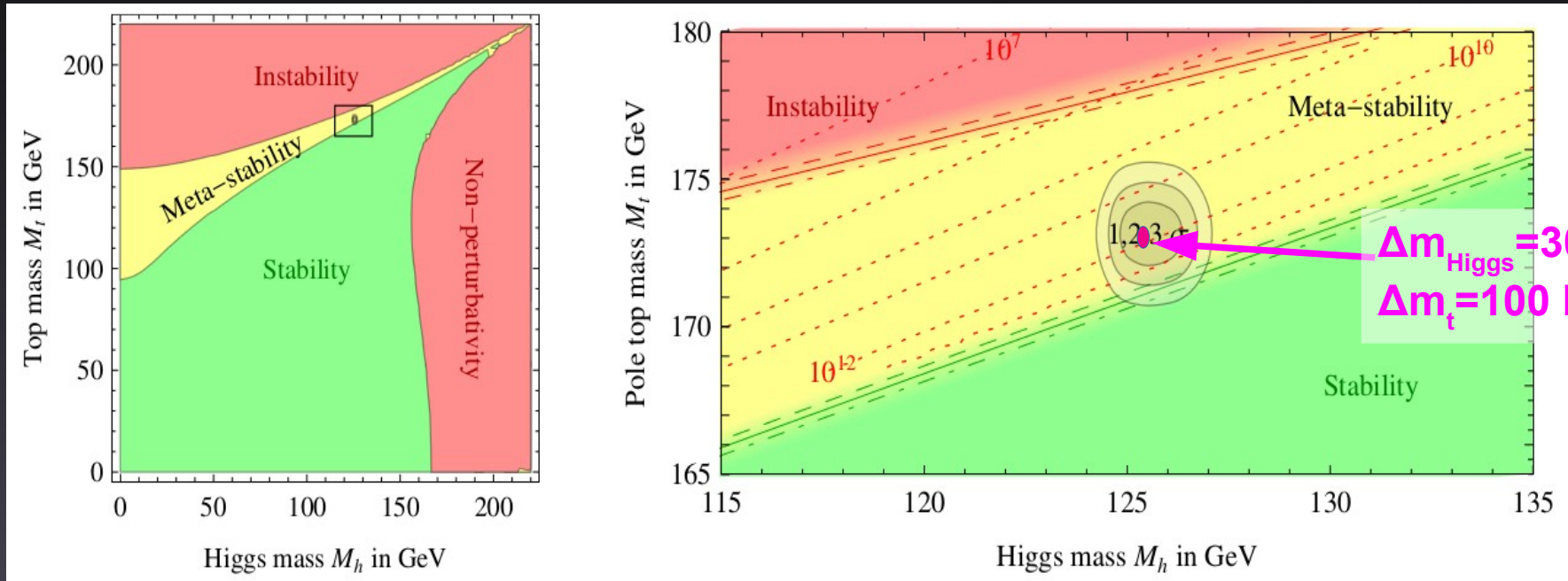


- Probing the  $t\bar{t}Z$  and  $t\bar{t}\gamma$  Vertices at the ILC with high precision
- This allows also access to  $(g-2)_t$ 
  - Currently almost unconstrained
  - $(g-2)_t \sim m_t/M$
  - M being the compositeness-scale
  - Expected ILC accuracy of 0.1%
- ILC probes compositeness up to 100 TeV





# Probing SM Vacuum Stability



- $m_{\text{Higgs}} = 125 \text{ GeV}$  (LHC)
  - Quite close to the minimum  $M_{\text{Higgs}}$  value that ensures absolute vacuum stability within the Standard Model
- Current measurements indicate we're in a meta-stable universe

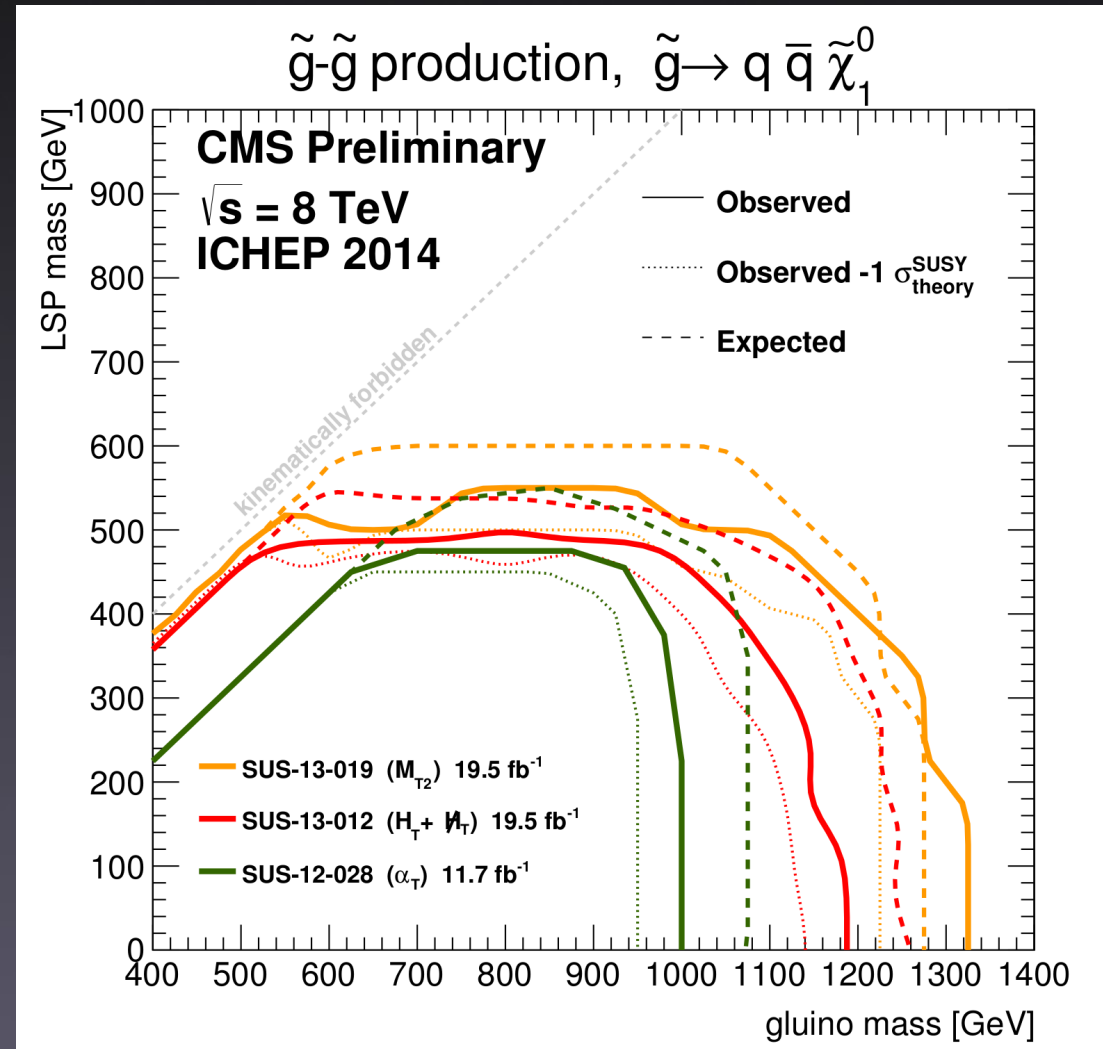




# In Search for Supersymmetry

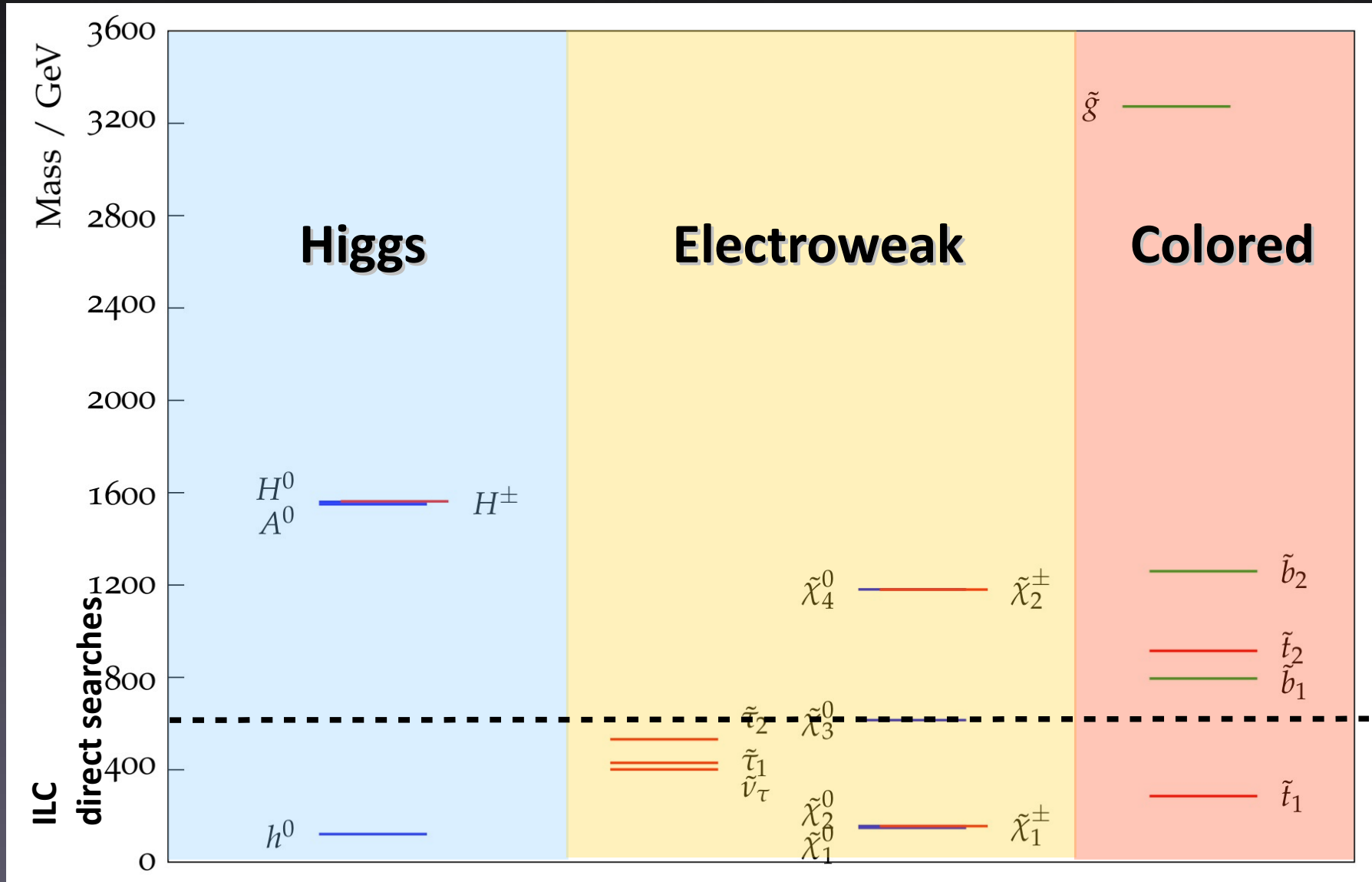


- Supersymmetry (SUSY)
  - Still very popular
  - Comes in many flavors
- Rich SUSY spectrum expected at the TeV scale
- Direct Searches at the LHC
  - No evidence so far
  - Limits for colored SUSY





# A potential SUSY spectrum

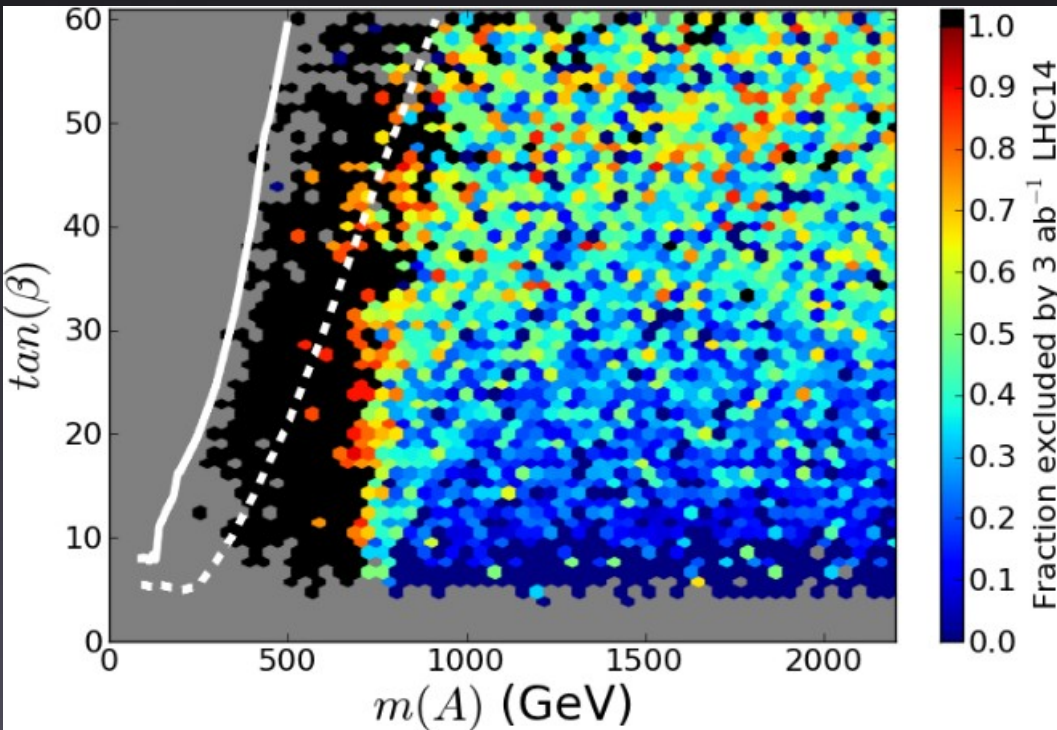




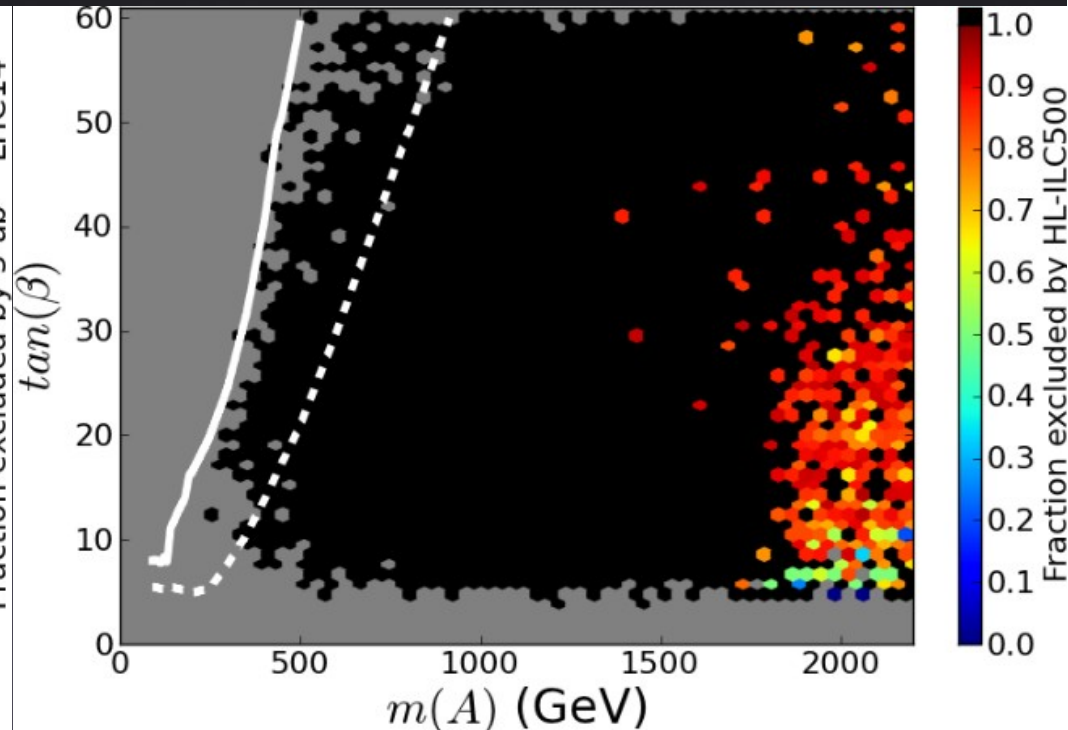
# What's left for the ILC



## HL-LHC



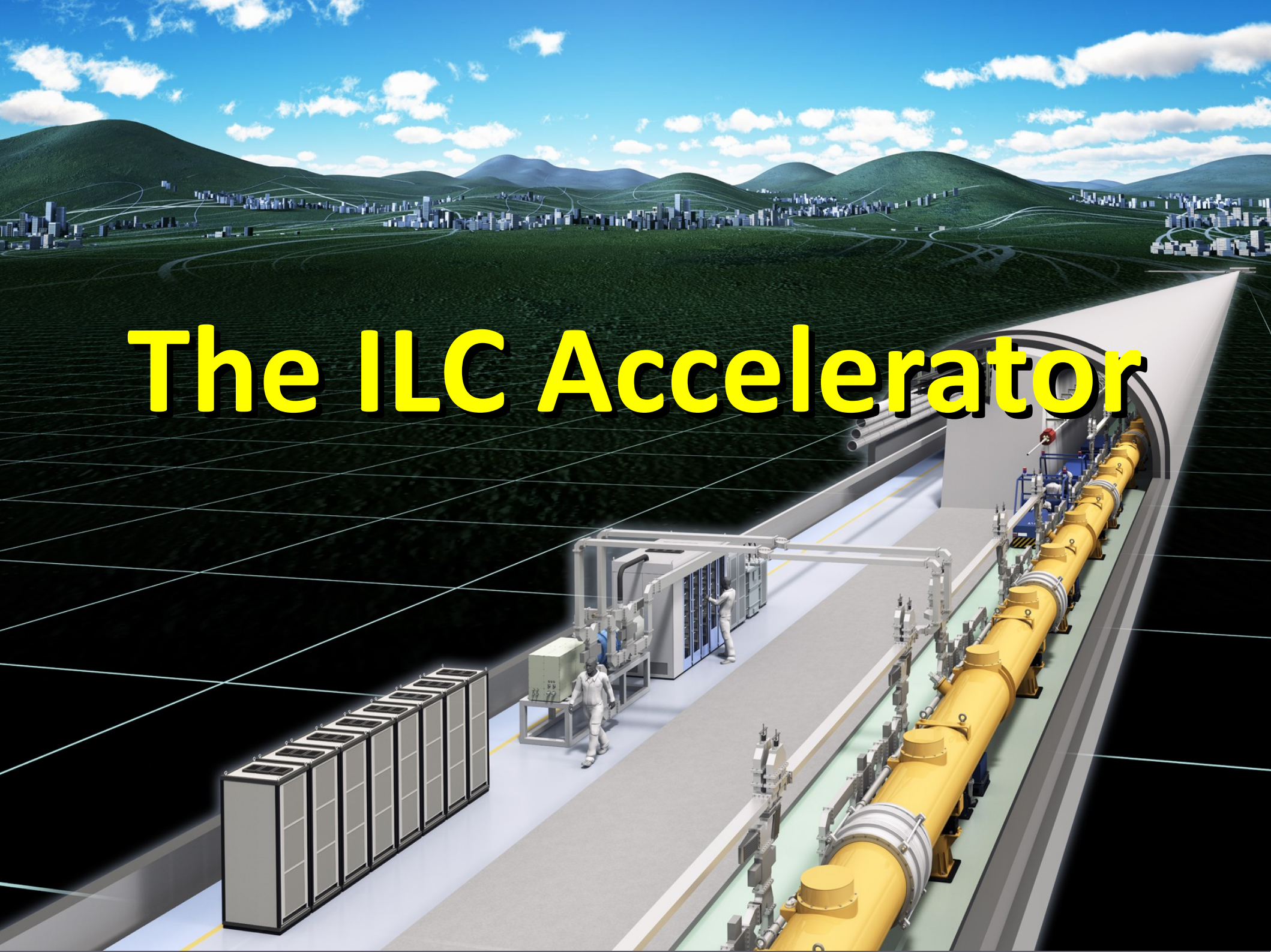
## ILC



- For the pMSSM
  - A lot of room left even after HL-LHC
- ILC is required to exclude the parameter space or it will discover SUSY, even if HL-LHC does not



# The ILC Accelerator



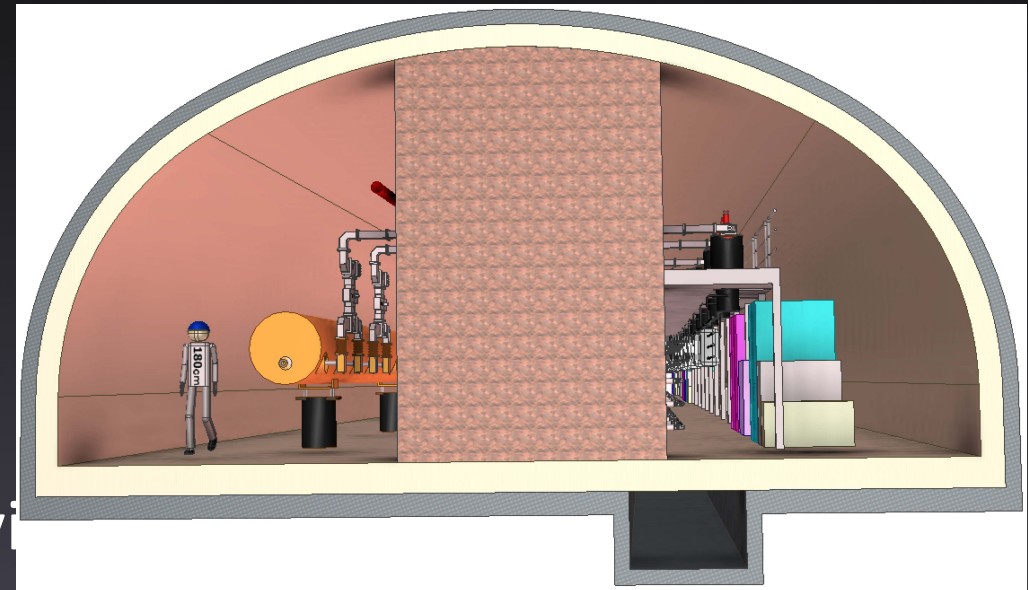




# The ILC Machine



- 500 GeV Linear collider
  - 31 km long
- Acceleration
  - 7400 superconducting Cavities
  - in 850 Cryo Modules
  - Gradient 31.5 MV/m
  - 1.3 GHz RF
  - 163 MW power consumption
- Beam parameters



CERN CERN  $2 \times 10^{10}$  particles/bunch





# Why going cold?

- High RF -> Beam-power efficiency

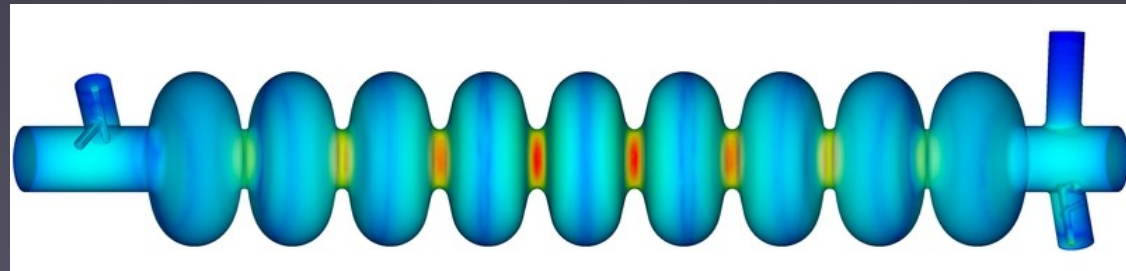


- low-loss cavities

- Ease of RF power generation

- low frequency (1.3 GHz)

- Long pulse / fill time (1 ms / 0.6 ms)



- Emittance preservation

- Large cavity iris



# TDR Machine parameters



Centre-of-mass energy	E <sub>CM</sub>	GeV	<u>Baseline 500 GeV Machine</u>			<u>1st Stage</u>	<u>L Upgrade</u>	<u>E<sub>CM</sub> Upgrade</u>	
			250	350	500	250	500	A 1000	B 1000
Collision rate	f <sub>rep</sub>	Hz	5	5	5	5	5	4	4
Electron linac rate	f <sub>linac</sub>	Hz	10	5	5	10	5	4	4
Number of bunches	nb		1312	1312	1312	1312	2625	2450	2450
Bunch population	N	×10 <sup>10</sup>	2.0	2.0	2.0	2.0	2.0	1.74	1.74
Bunch separation	Δ <b>fb</b>	ns	554	554	554	554	366	366	366
Main linac average gradient	G <sub>a</sub>	MV m <sup>-1</sup>	14.7	21.4	31.5	31.5	31.5	38.2	39.2
Estimated AC power	P <sub>AC</sub>	MW	122	121	163	129	204	300	300
Electron polarisation	P <sub>-</sub>	%	80	80	80	80	80	80	80
Positron polarisation	P <sub>+</sub>	%	30	30	30	30	30	20	20
IP RMS horizontal beam size	σ <sub>x</sub> *	nm	729.0	683.5	474	729	474	481	335
IP RMS vertical beam size	σ <sub>y</sub> *	nm	7.7	5.9	5.9	7.7	5.9	2.8	2.7
Luminosity	L	×10 <sup>34</sup> cm <sup>-2</sup> s <sup>-1</sup>	0.8	1.0	1.8	0.8	3.6	3.6	4.9
Fraction of luminosity in top 1%	L0.01 /L		87.1%	77.4%	58.3%	87.1%	58.3%	59.2%	44.5%
Number of pairs per bunch crossing	N <sub>pairs</sub>	×10 <sup>3</sup>	62.4	93.6	139.0	62.4	139.0	200.5	382.6
Total pair energy per bunch crossing	E <sub>pairs</sub>	TeV	46.5	115.0	344.1	46.5	344.1	1338.0	3441.0

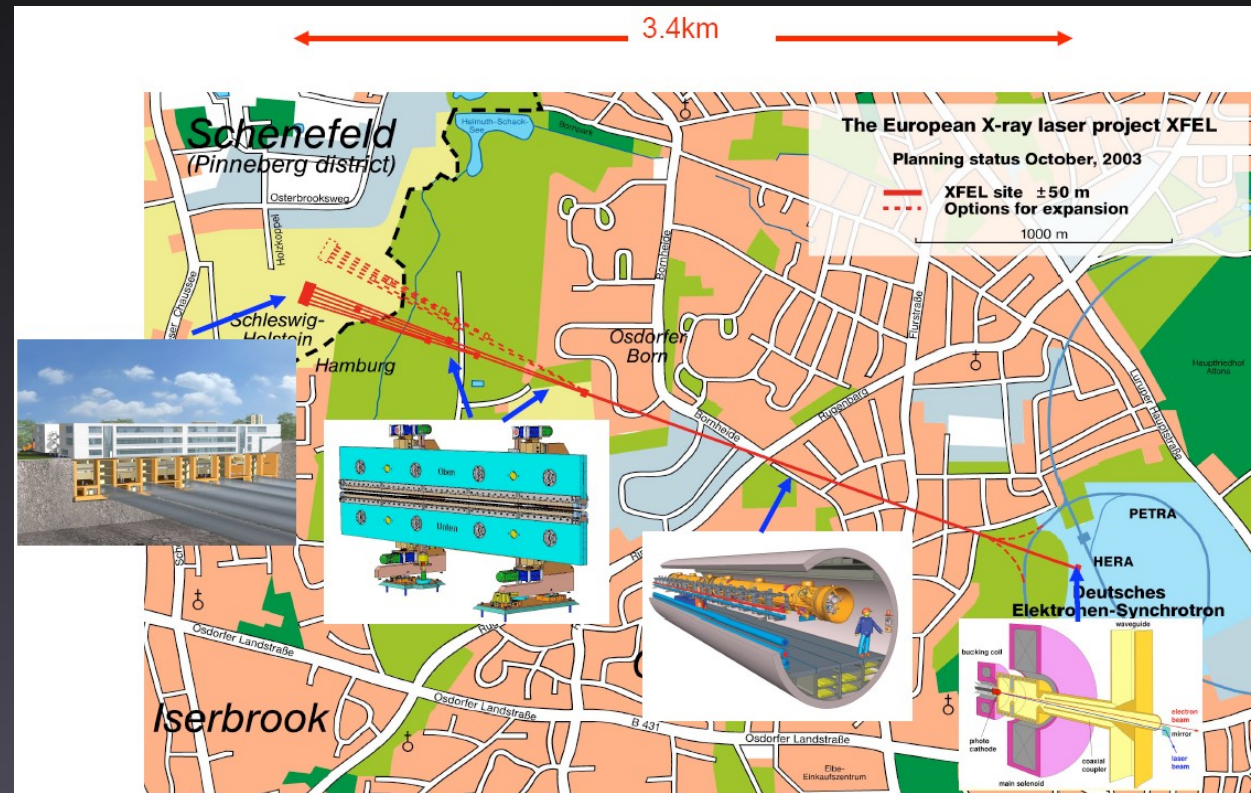




# The European XFEL



- Free Electron Laser
  - Photon energy 0.3 - 24 keV
  - Pulse duration ~ 10 - 100 fs
  - Pulse energy few mJ
- Superconducting linac. 17.5 GeV
  - 10 Hz (27 000 b/s)
- 5 beam lines / 10




The European XFEL  
Built by Research Institutes  
from 12 European Nations





# European XFEL Construction



**Cryo-Module**



**Cavity Production**



**AMTF Hall at DESY**

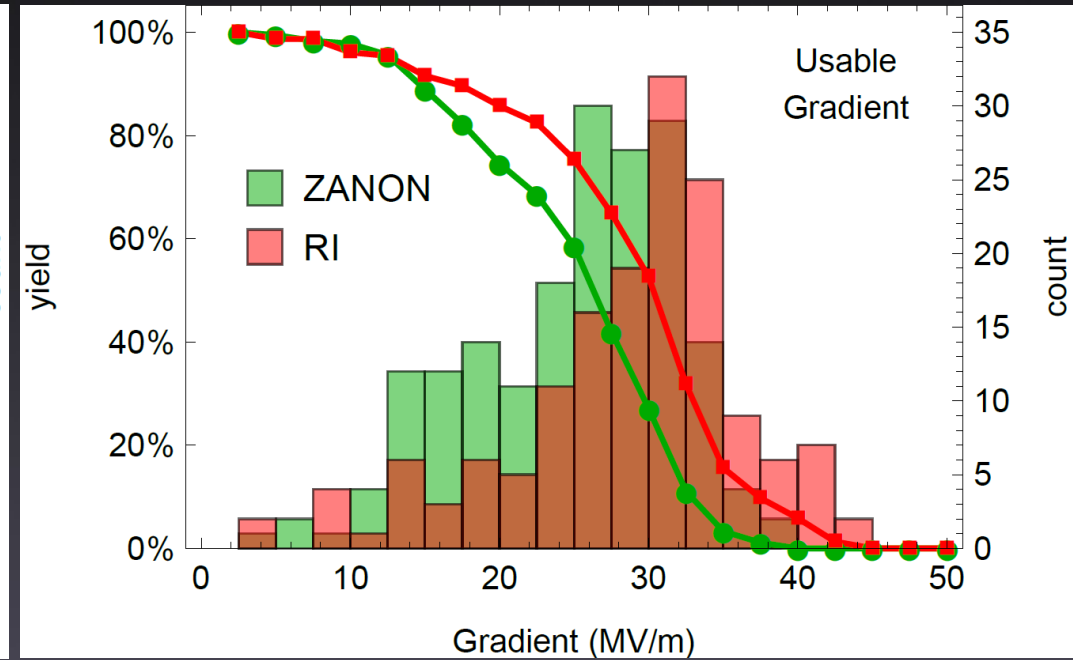
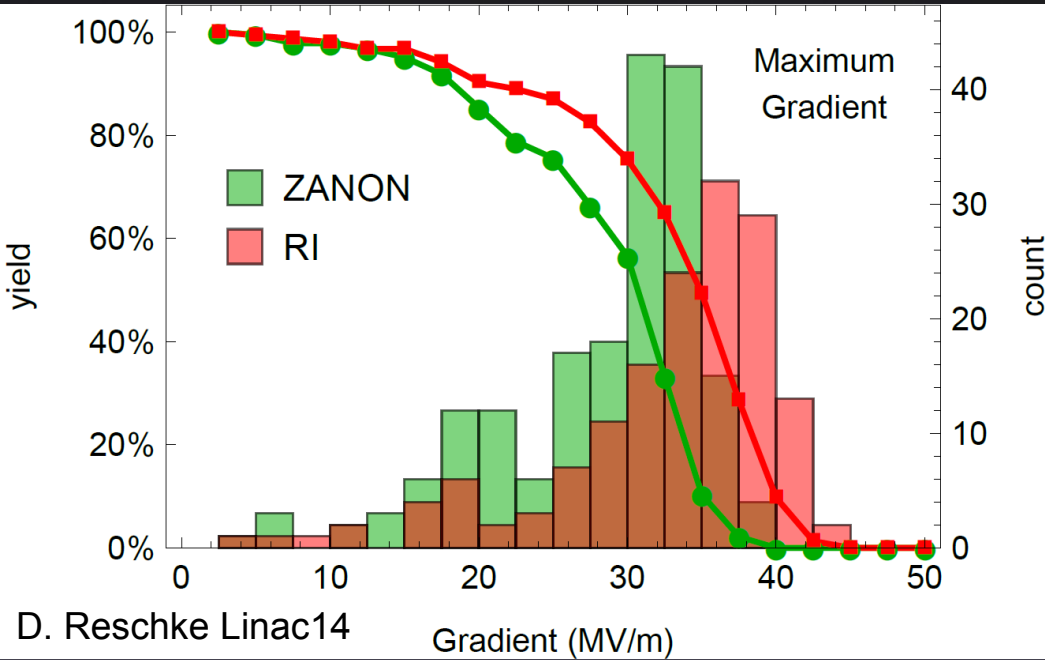


**XFEL Tunnel**





# Cavity Status



	Tests	Maximum $E_{acc}$ [MV/m]	Usable $E_{acc}$ [MV/m]
Total	339	$30.4 \pm 7.6$	$26.6 \pm 7.6$
EZ	185	$28.4 \pm 7.1$	$24.8 \pm 7.0$
RI	154	$32.4 \pm 7.6$	$28.6 \pm 7.9$

Close to ILC-Style production 

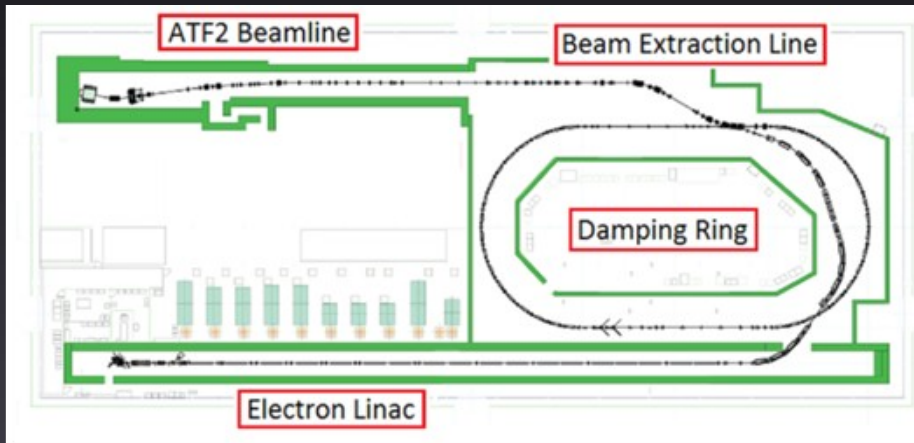
ILC requires 31.5 MV/m 

**XFEL = a 1/10 ILC Prototype TODAY**






# Achieving Beamspot sizes



ATF2 Test Facility at KEK

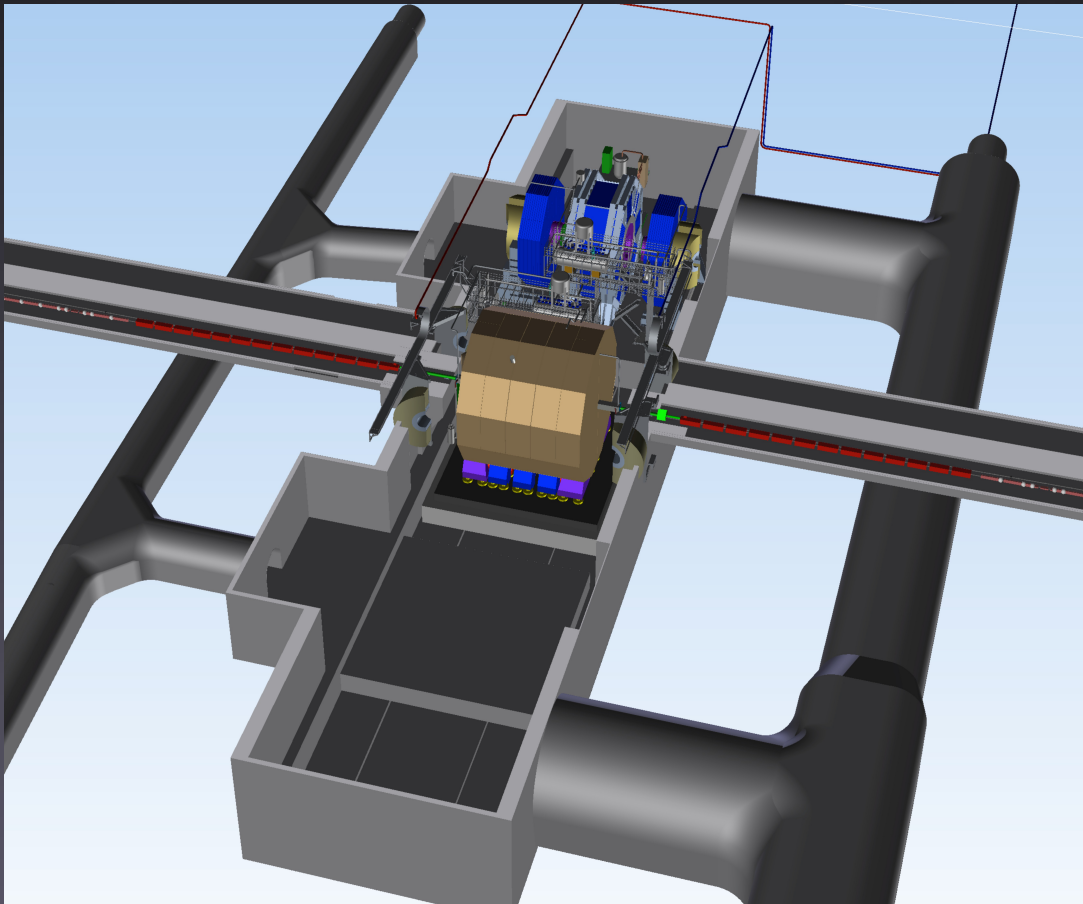


- World Record : 44 nm beam spot size
  - Design goal 37 nm (~ ILC specifications)
- Reproducibility
  - ~32 hrs recovery from 3 wk shutdown





# ILC Interaction Region



- ILC
  - 1 Interaction Region
  - 2 Detectors
- Push-Pull
  - Detectors mounted on movable platforms
  - Sharing of beam time
  - Switching time  $\sim 48$  hours
- Push-Pull allows



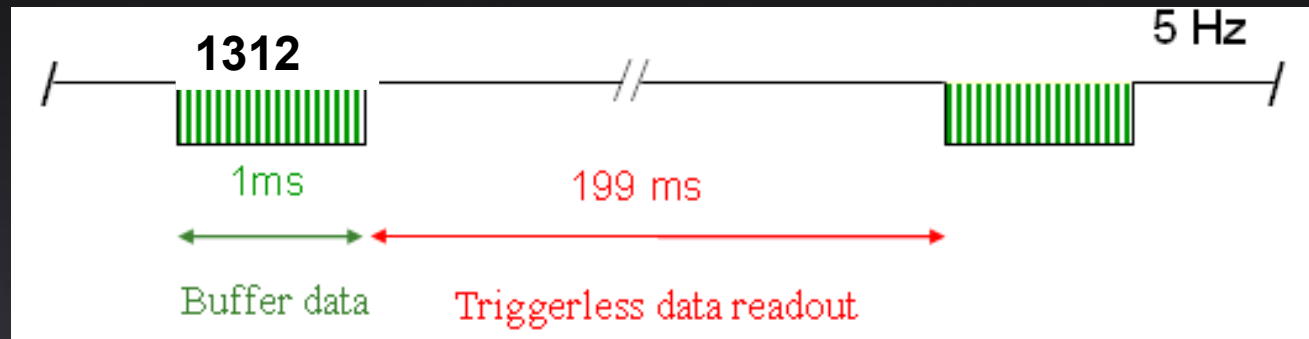


# The ILC Detectors

A detailed 3D cutaway diagram of the International Linear Collider (ILC) detector complex. The central feature is the Interaction Region (IR), where two particle beams meet. Surrounding the IR are several detector systems: the Beam Position Monitors (BPM) at the very center, followed by the Beam Gas Monitors (BGM), the Vertex Detector (VD), the Silicon Vertex Detector (SVD), the Silicon Strip Detector (SSD), the Silicon Microstrip Detector (MSD), the Particle Flow Detector (PFD), the Hadronic Endcap Detector (HED), the Electron Endcap Detector (EED), and the Superconducting Solenoid (SS). The detector is housed within a large, cylindrical structure with a complex internal geometry. The text "The ILC Detectors" is overlaid in large, bold, yellow letters across the center of the image.



# ILC Environment



- ILC environment is very different compared to LHC
  - Bunch spacing of  $\sim 554$  ns (baseline)
  - 1312 bunches in 1 ms
  - 199 ms quiet time
- Occupancy dominated by beam background & noise
  - $\sim 1$  hadronic Z ( $e^+e^- \rightarrow Z \rightarrow q\bar{q}$ ) per train ...
- Readout during quiet time possible





# ILC Detector Requirements



- Exceptional precision & time stamping

- Single Bunch resolution

- Vertex detector

- $\leq 4 \mu\text{m}$  precision
  - $\sigma_{r\phi} \approx 5 \mu\text{m} \oplus 10 \mu\text{m}/p \sin^{(3/2)}(\theta)$

- Tracker

- $\sigma(1/p) \sim 2.5 \times 10^{-5}$

- Calorimeter
- $$\frac{\sigma_{E_a}}{E_{Jet}} = 3-4\%, E_{Jet} > 100 \text{ GeV}$$

primary vertex reconstruction



ILC  
Z  
H  
T  
lepton  
+  
an  
v  
-Z  
ns  
ge  
p  
ar  
at  
ion

250 GeV





# From HL-LHC to ILC



Moving from 140 interactions per crossing to  $\sim 1$  event/train





# Comparison with LHC



- Calorimeter granularity
  - Need factor  $\sim O(100)$  better than LHC
- Vertex Detector Pixel size
  - Need factor  $\sim O(20)$  smaller than LHC
- Material budget, central tracking
  - Need factor  $\sim O(10)$  less than LHC
- Material budget, forward tracking

**Requirements for Timing, Data rate and Radiation hardness are very modest compared to LHC**



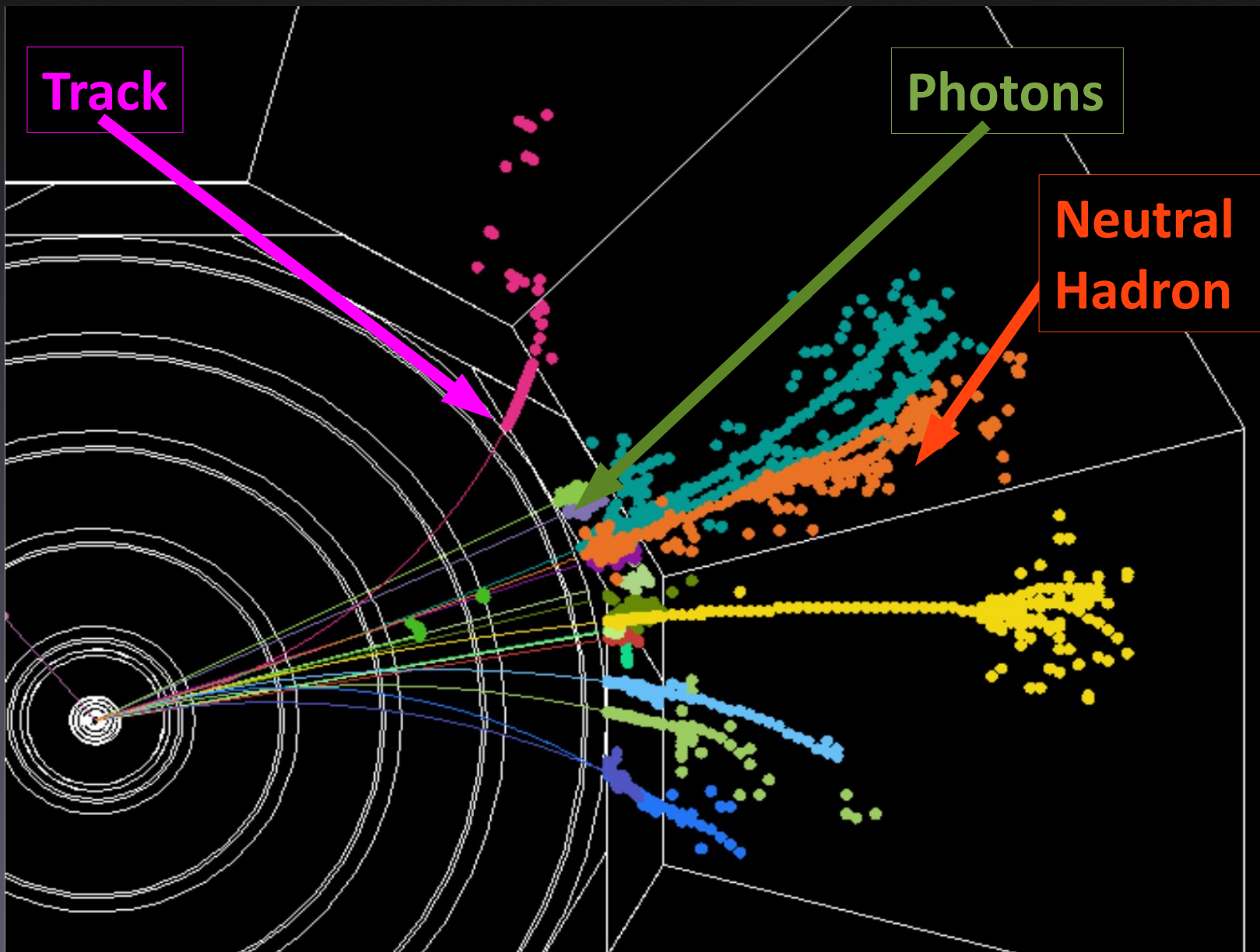


# The PFA Approach

- PFA = Particle Flow Algorithm
- Combining all available reconstruction information
  - Momentum (Tracker), Energy (Calorimetry), Particle type (PID)
  - Reconstruction of each particle's four-vector
- Key ideas
  - Charged particles : Tracking resolution  $\gg$  Calorimetry
  - Typical Jet :
    - 60 % charged particles, 30 % photons, 10% neutrals
- PFA is key to desired Jet Energy Resolution

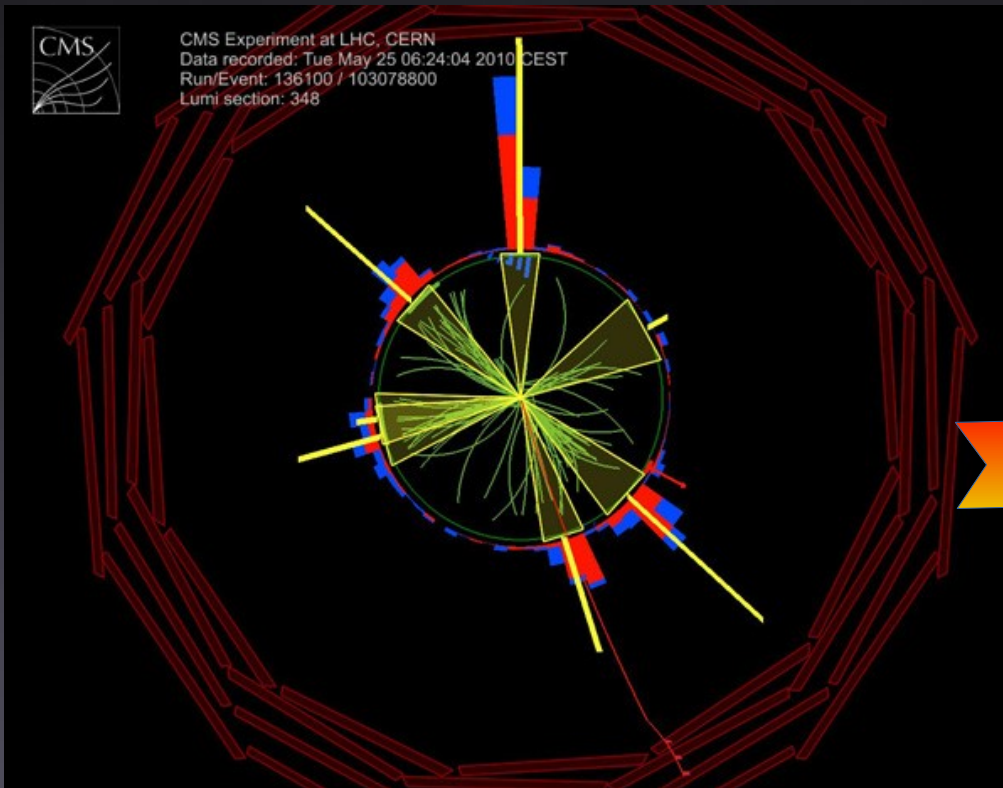


# PFA Reconstruction

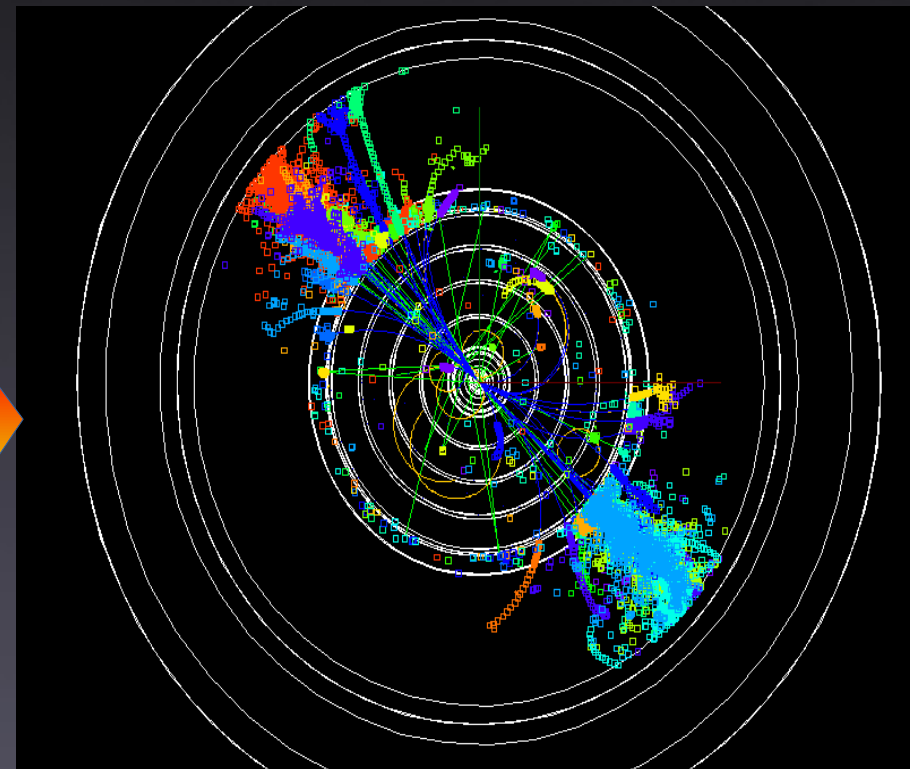




# Calorimetry from LHC to ILC



**LHC Today**



**ILC**



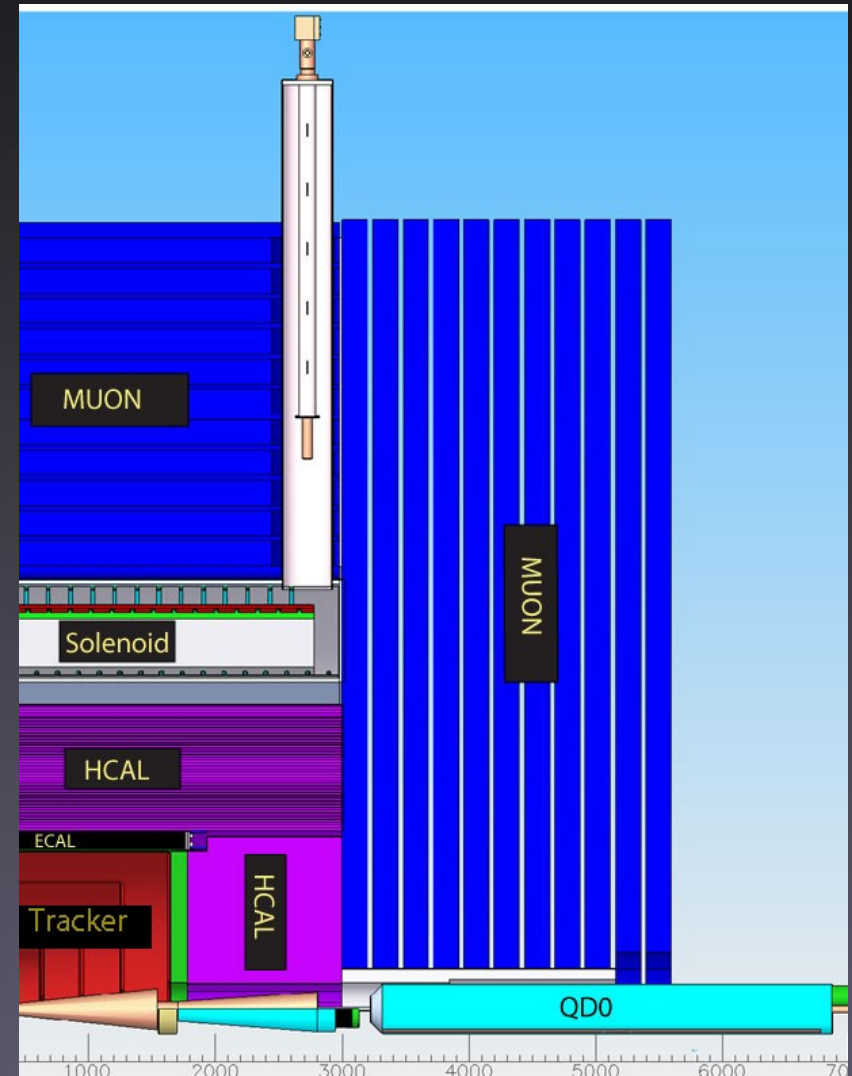




# ILC Detectors




- PFA has been used at LEP, HERA and LHC
- Novel Approach at the ILC
  - PFA drives design of the detector
- Consequences
  - Calorimetry inside the Solenoid
  - Highly Granular Calorimetry






# SiD & ILD



SiD



ILD

- SiD

- $r_{\text{Tracker}} = 1.25 \text{ m}$

- $B = 5 \text{ T}$

- All-silicon tracking

- ILD

- $r_{\text{Tracker}} = 1.8 \text{ m}$

- $B = 3.5 \text{ T}$

- Time Projection





# Two Tracking Approaches

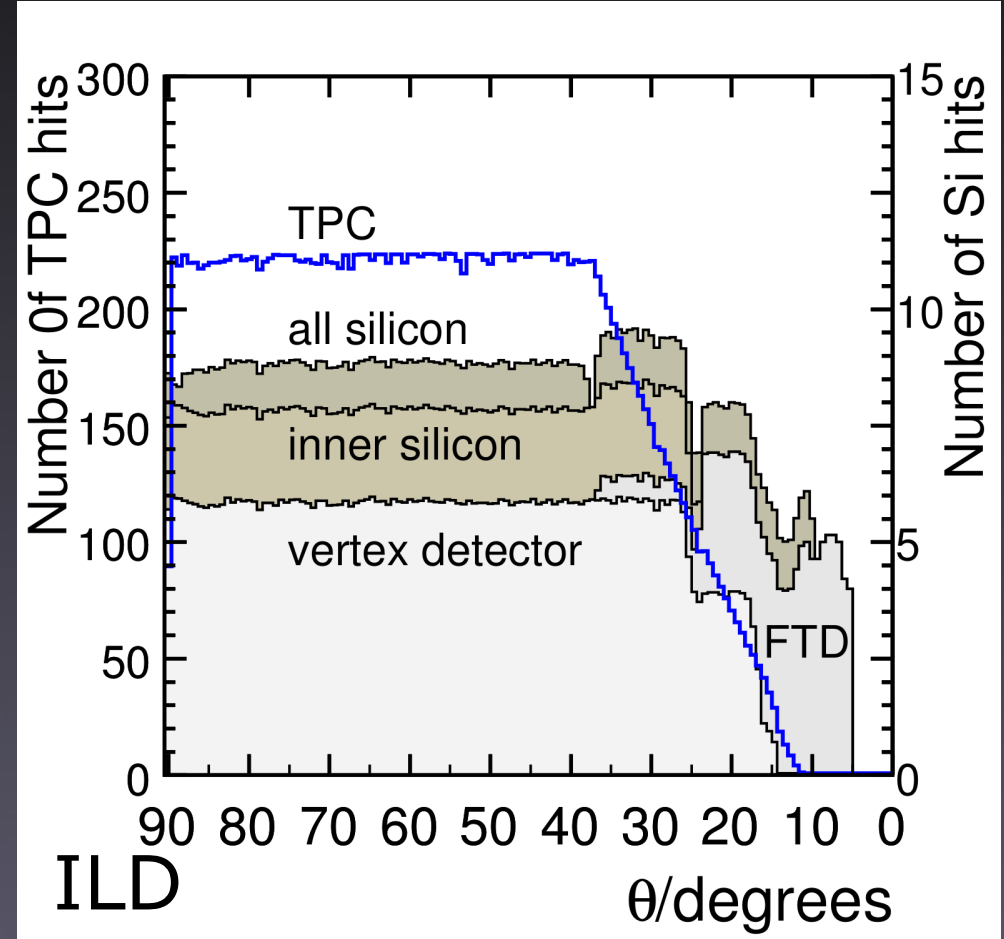
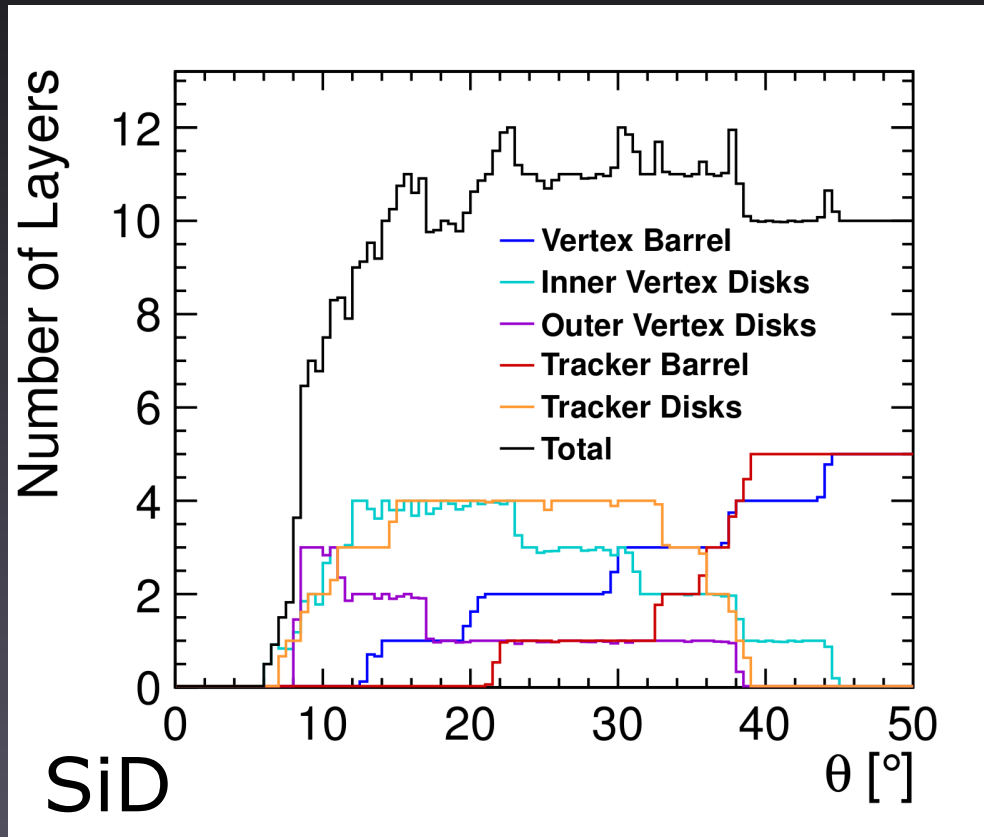


- All-silicon Tracking
  - SiD's choice
- Tracking system
  - 5 layer pixel Vertex detector
  - 5 layer Silicon strip tracker
- Few highly precise hits
  - Max 12 hits
- Low material budget
- Concept proven by CMS
- Gaseous Tracking
  - ILD's choice
- Tracking System
  - 3 double layer Vertex detector
  - Intermediate silicon layers
  - TPC
- Max number of hits
  - 228
- High hit redundancy
- Classical approach



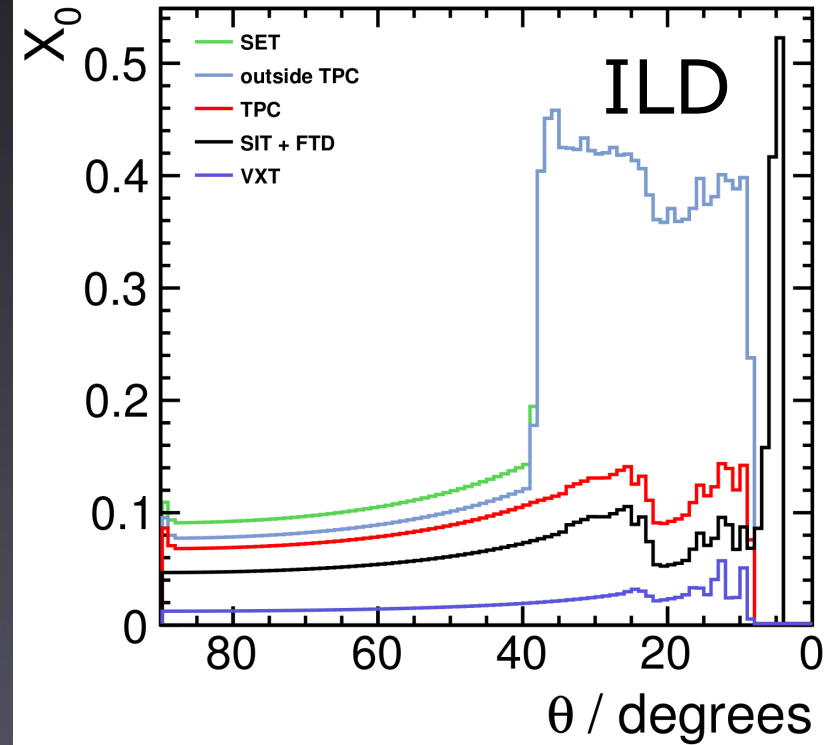
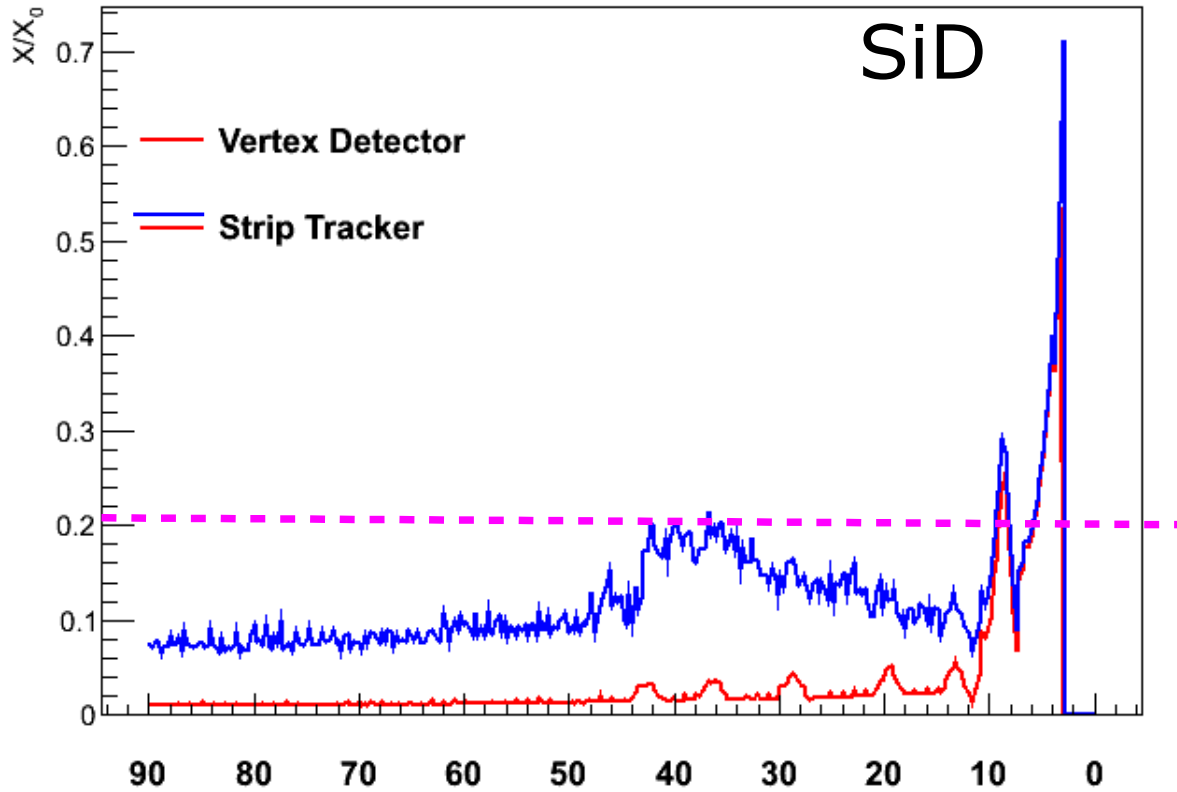


# Available Hits





# Material Budget



Both concepts have very aggressive goals for the material budget





# Calorimetry- Designed for PFA



- Both detectors are designed for PFA
- All calorimetry located inside the coil
  - Limits maximum calorimeter depth
- Calorimeter layout
  - Sampling calorimeter
  - Very compact
  - Highly Granular
  - “Imaging the shower”
- ECAL





# The SiD Detector

- SID Rationale
  - *A compact, cost-constrained detector designed to make precision measurements and be sensitive to a wide range of new phenomena*
- Design choices
  - Compact design with 5 T field.
  - Robust silicon vertexing and tracking system with excellent momentum resolution
  - Highly granular Calorimetry optimized for Particle Flow
  - Time-stamping for single bunch crossings.

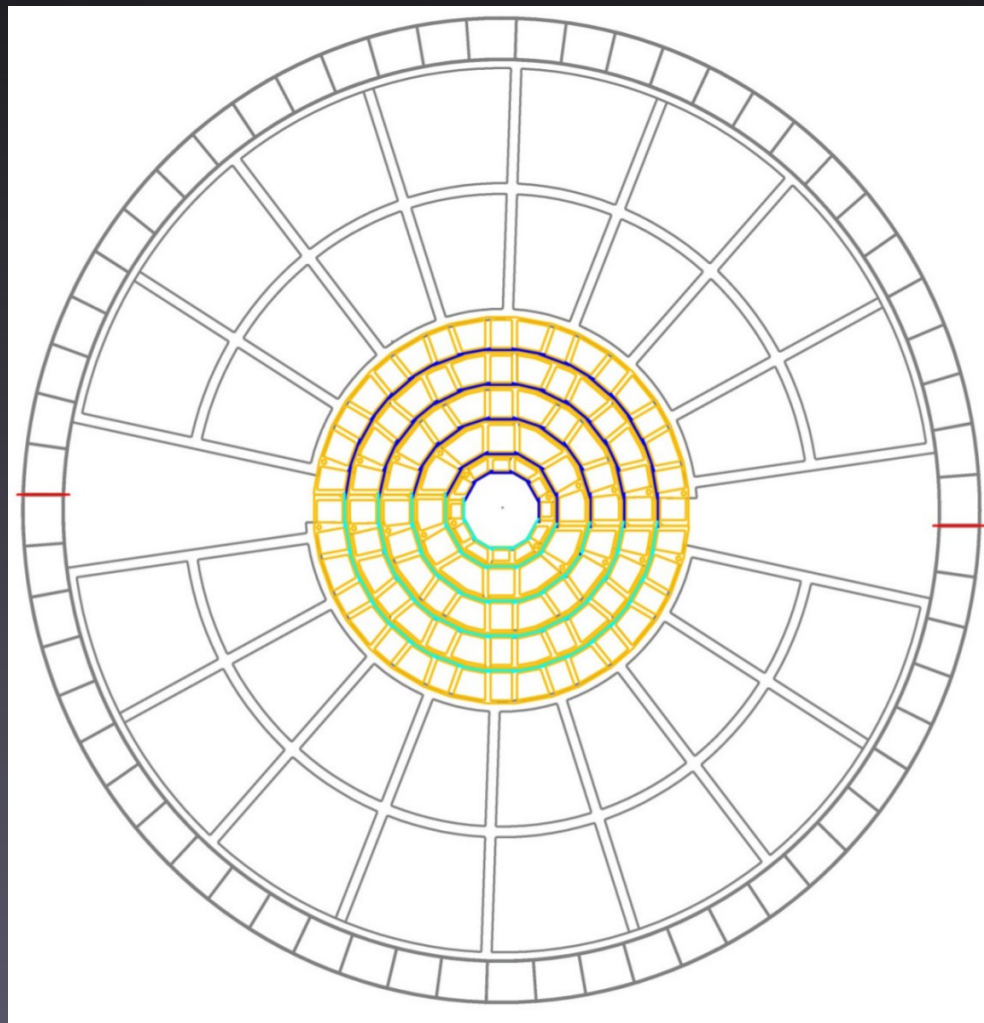




# Vertex Detector



- Many potential technology choices
  - No baseline selected yet
  - Technology “not there” yet
- Requirements
  - $< 3 \mu\text{m}$  hit resolution
  - Pixel sizes of  $O(20 \mu\text{m})$
  - $\sim 0.1 \% X_0$  per layer
  - $< 130 \mu\text{W}/\text{mm}^2$
  - Single bunch timing resolution



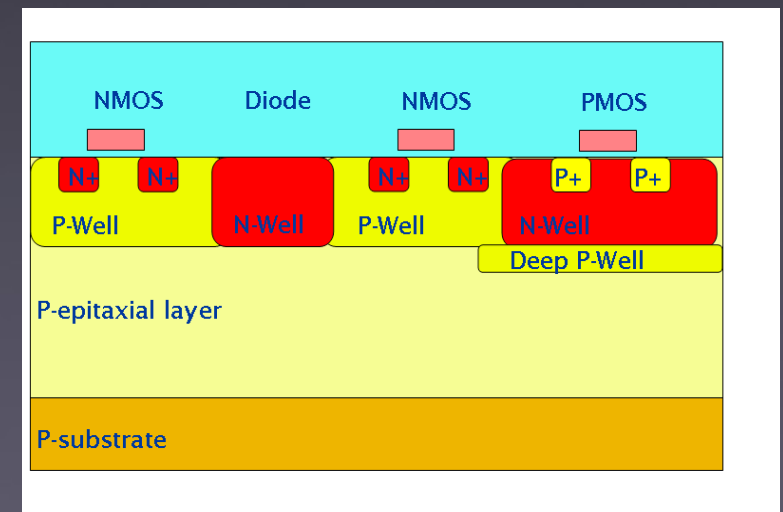
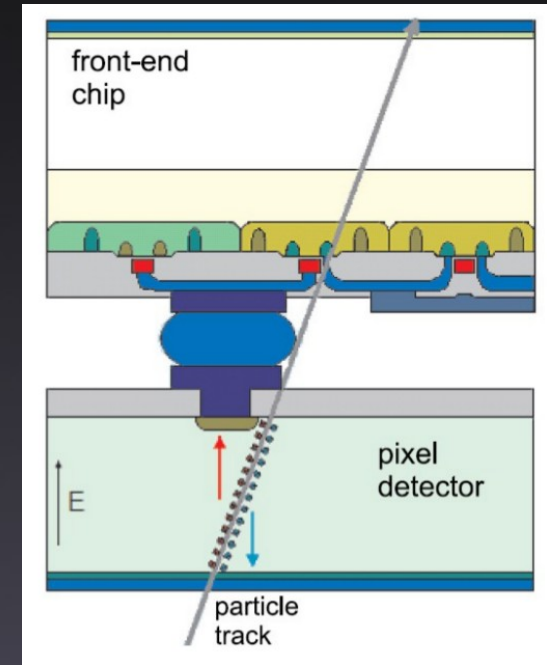




# Vertex Detector Pixels



- LHC-Style Hybrid Pixels
  - Too much material
  - Bump-bonding
  - Rad-hard and speed not needed
  - “large pixels (100  $\mu\text{m}$ )”
- Monolithic Pixels are prime candidate
  - Fully integrated electronics



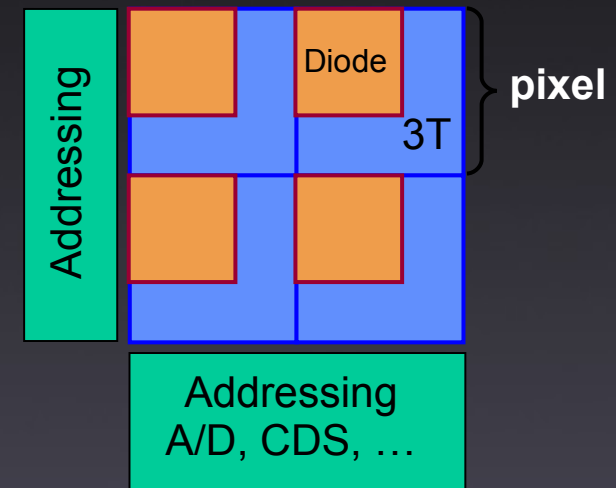


# 3D Pixels

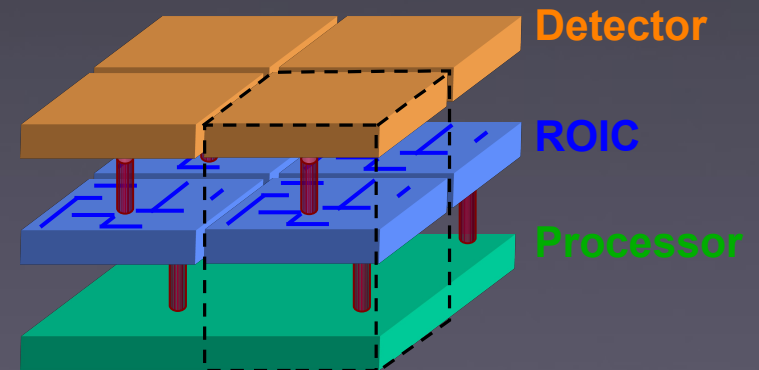


- The ultimate dream of any pixel designer
  - Fully active sensor area
  - Independent control of substrate materials for each of the tiers
  - Fabrication optimized by layer function
  - In-pixel data processing
  - Increased circuit density due to multiple tiers of electronics

## Conventional MAPS



## 3-D Pixel







# 3D Process Developments



- *Changes continue in the world of 3D electronics. Process improvements are being made. Although we have had some successes there is still much to learn as this field begins to mature. (R. Yarema)*
- Problems encountered
  - Design Tools aren't “there” yet
  - Transistor models “weak”
  - Processing issues
  - Long turn-around times

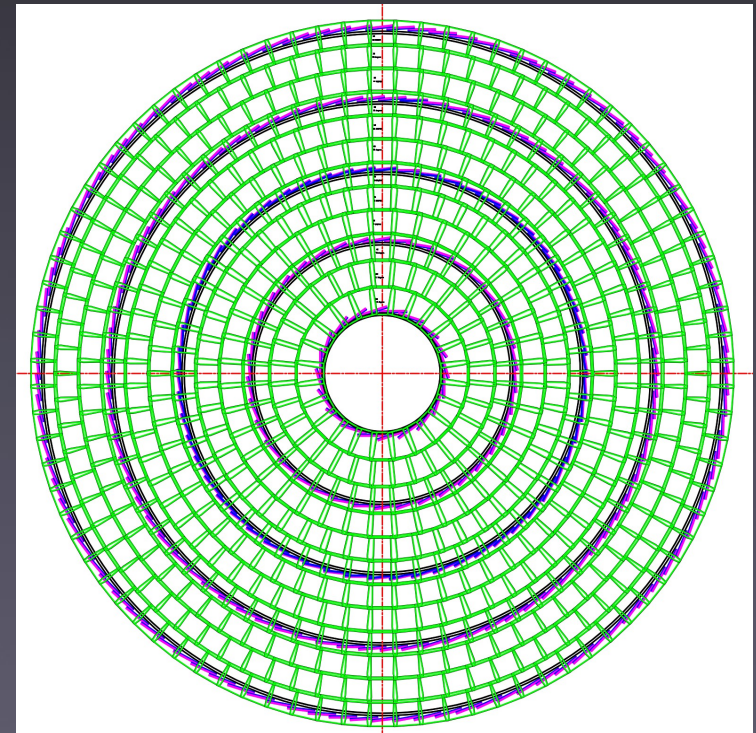
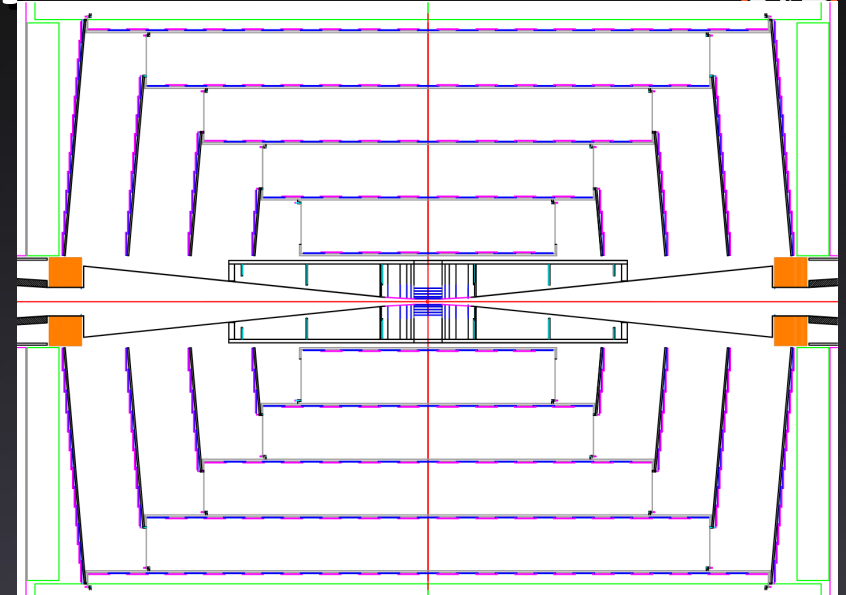




# Silicon Strip Tracker



- All silicon tracker
  - Using silicon micro-strips
  - Double metal layers
- 5 barrel layers and 4 disks
- Cooling
  - Gas-cooled
- Material budget
  - less than 20 %  $X_0$  in the active area

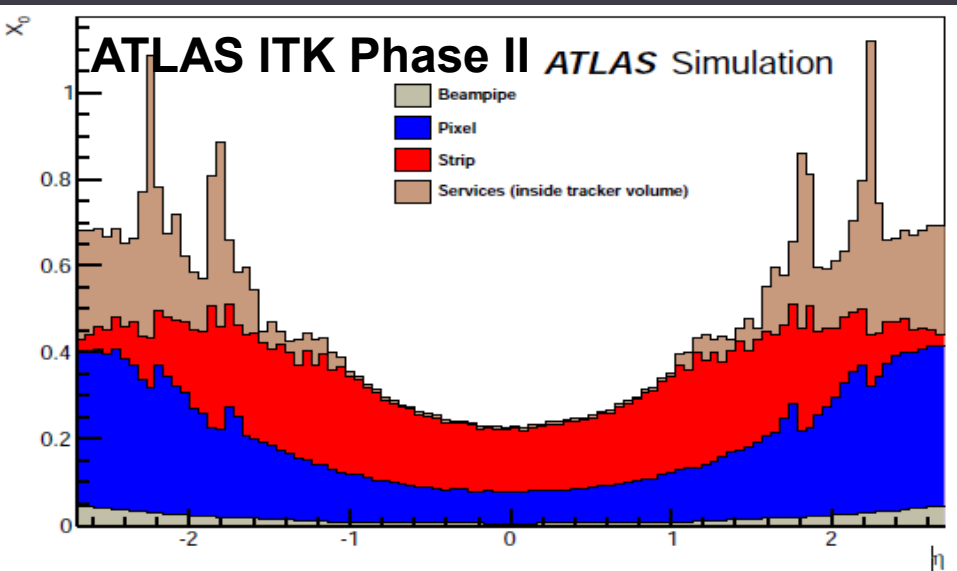
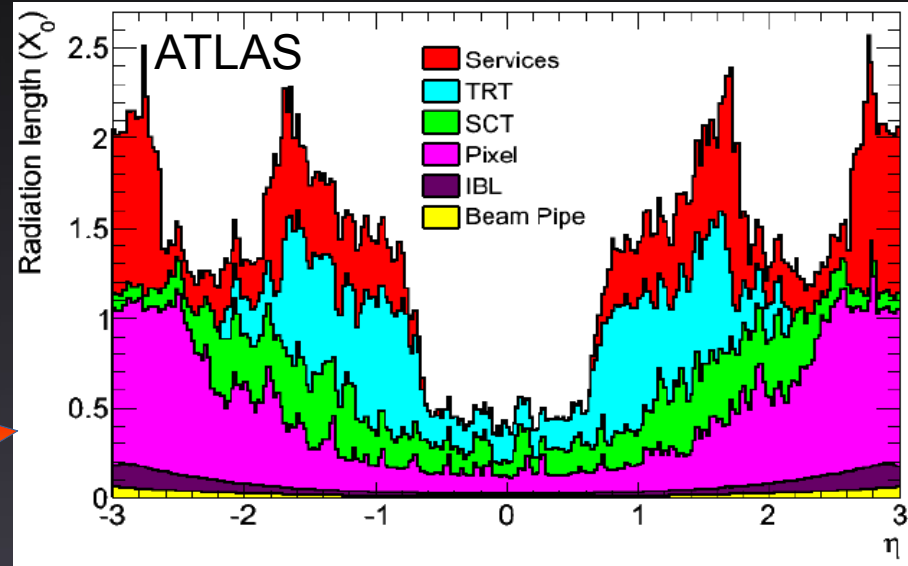




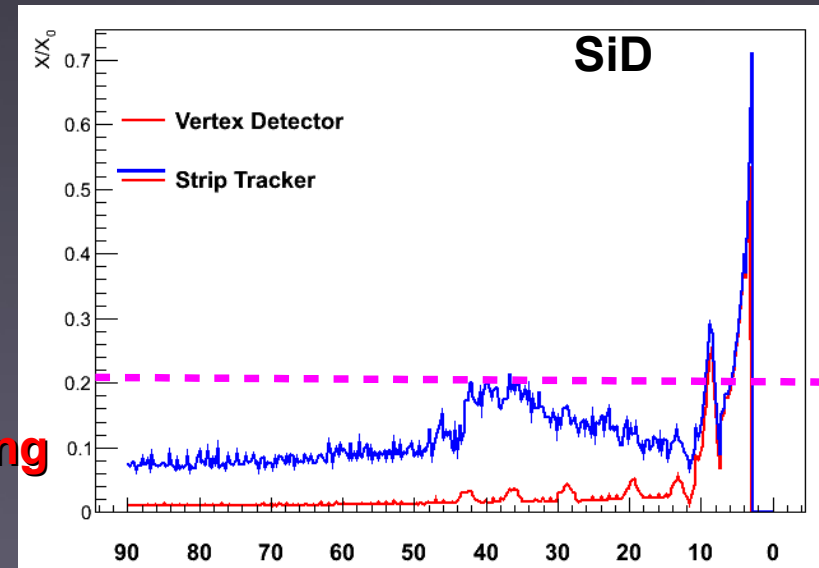
# Comparing with LHC/HL-LHC



R&D on Services,  
Mechanics, Cooling


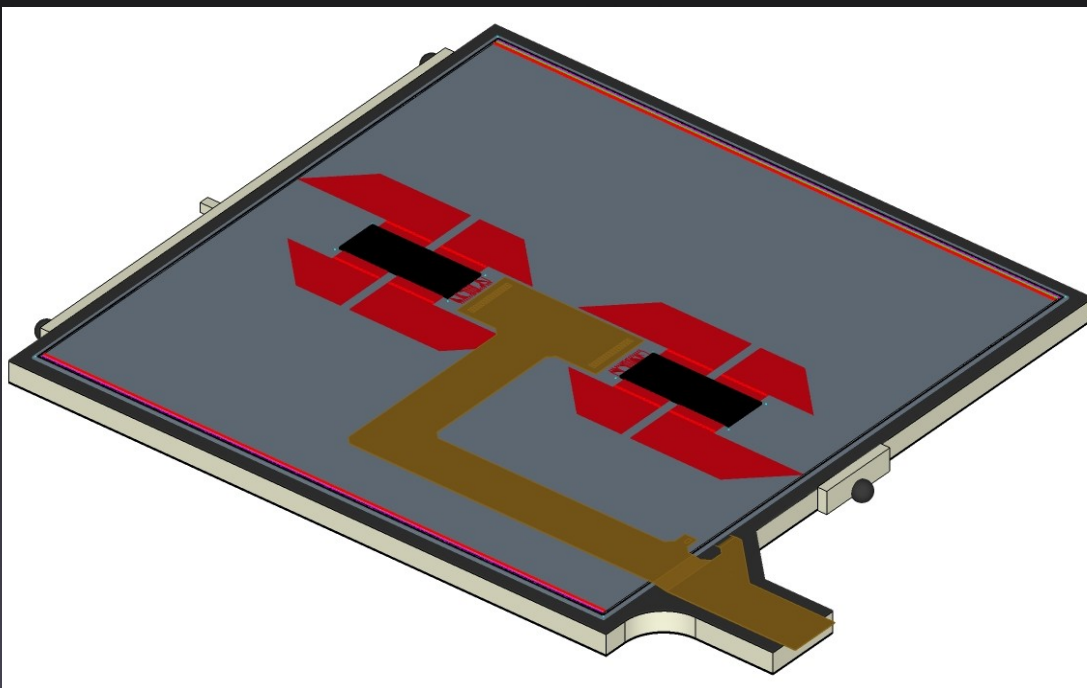


Power pulsing  
Air cooling





# Tracker Module



- Silicon Tracker module
  - 25/50  $\mu\text{m}$  strip pitch
  - Double metal layers
  - Two KPiX readout ASICs per sensor
  - Hybrid-less design

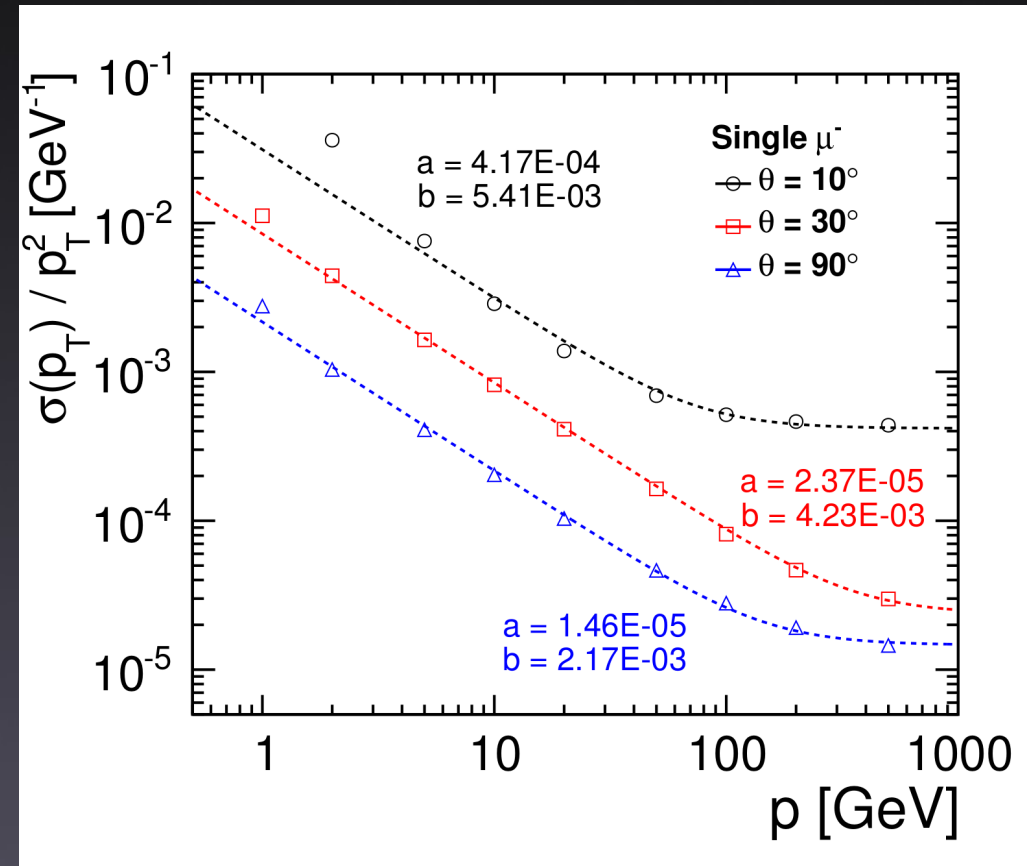




# SiD Tracking Performance



- SiD tracking is integrated
  - Vertex and Tracker
  - 10 Hits/track coverage for almost entire polar angle
- Tracking system
  - Achieves desired  $\Delta p_T/p_T$  resolution of  $1.46 \cdot 10^{-5}$
  - >99 % efficiency over most of the phase space



$$\frac{\sigma(p_T)}{p_T^2} = a \oplus \frac{b}{p \sin \theta}$$

Pointing resolution

Multiple scattering





# Calorimetry



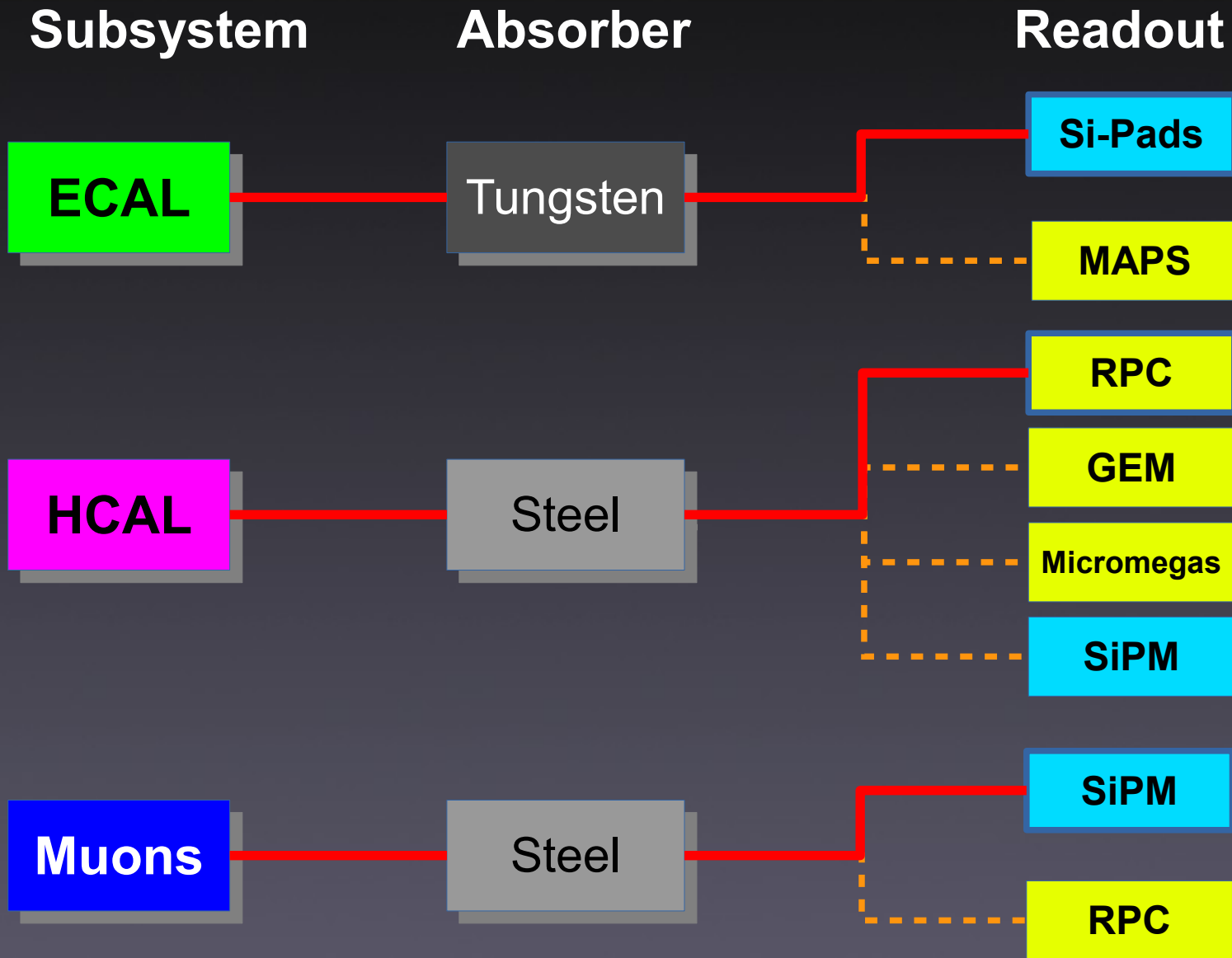
- SiD ECAL
  - Tungsten absorber
  - 20+10 layers
  - $20 \times 0.64 + 10 \times 1.30 X_0$
- SiD HCAL
  - Steel Absorber
  - 40 layers
  - $4.5 \Lambda_i$
- Baseline Readout using  $5 \times 5 \text{ mm}^2$  silicon pads
- Baseline readout  $1 \times 1 \text{ cm}^2$  BPCs
- SiD has selected baseline choices for its Calorimeter
  - Options are being considered
- Lots of test beam activities (past, present and future)







# Calorimetry Tree



 Analog Readout  
 Digital Readout

 Baseline  
 Option



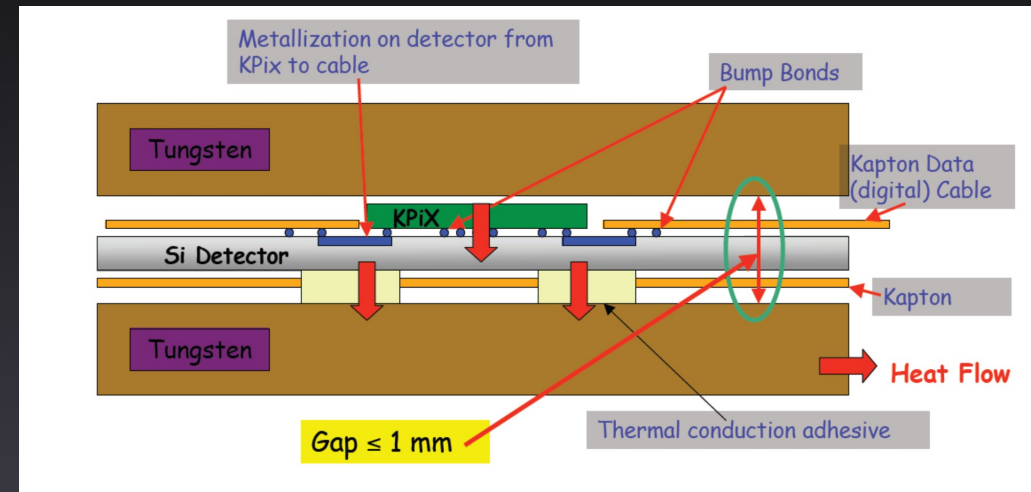




# The SiW ECAL

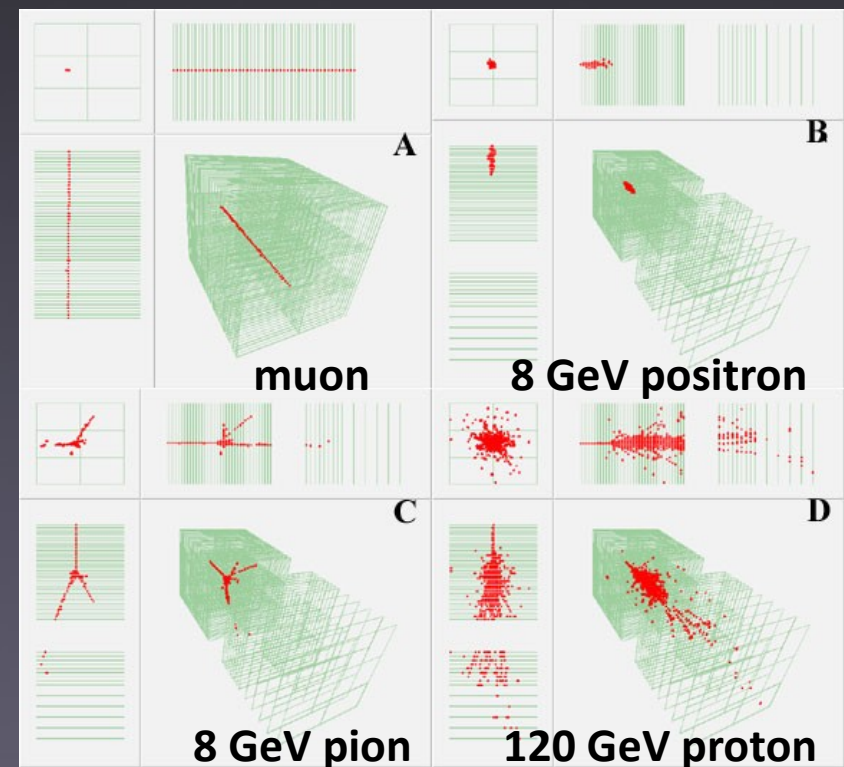
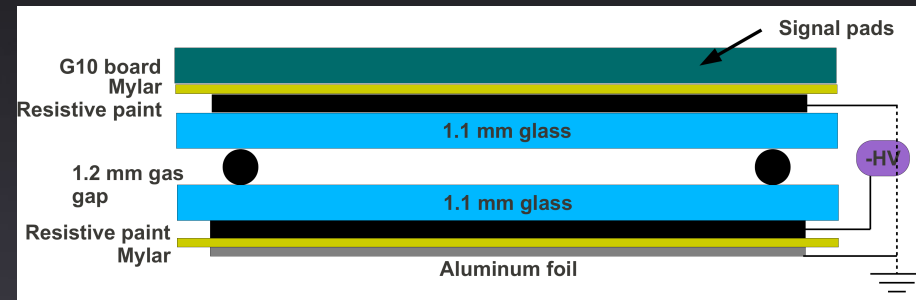
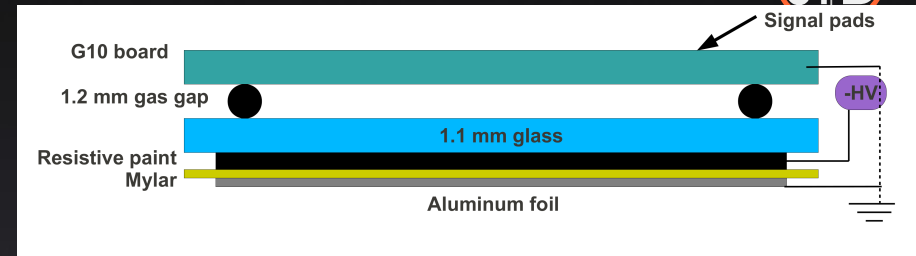


- One ECAL Si sensor
  - 1024 hexagonal pixel
  - Readout by 1 KPiX
- KPiX and cable bump-bonded to the sensor
- Analog Readout
  - Deposited charge
- Aim: minimize gap size
- Tungsten plates used as





# HCAL Baseline

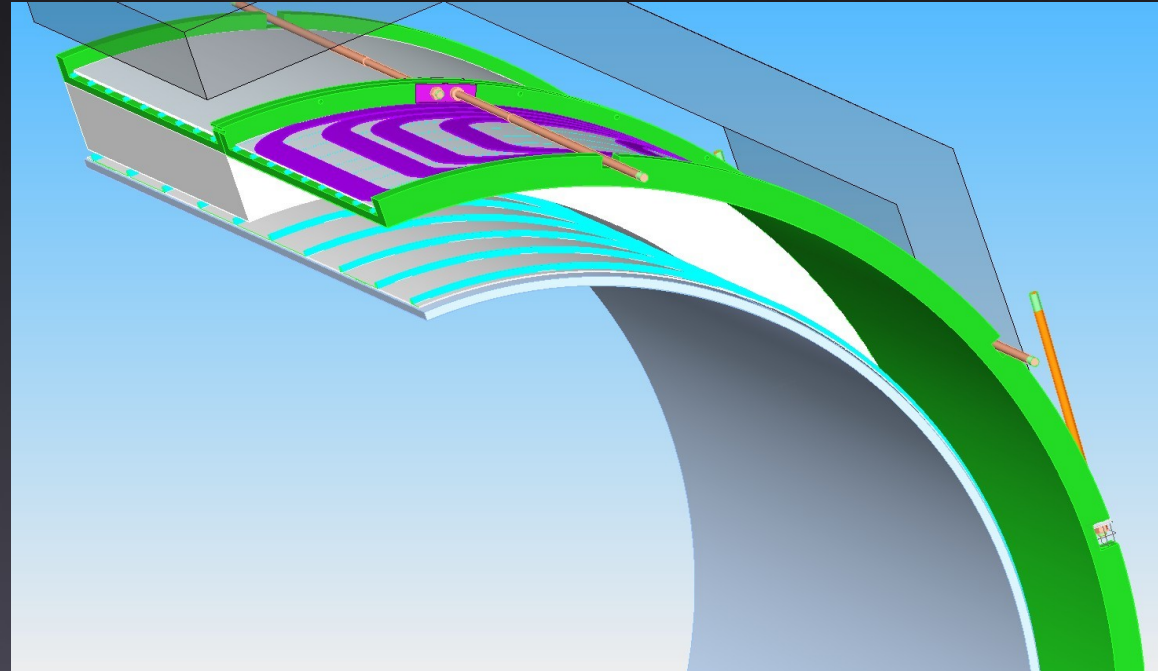
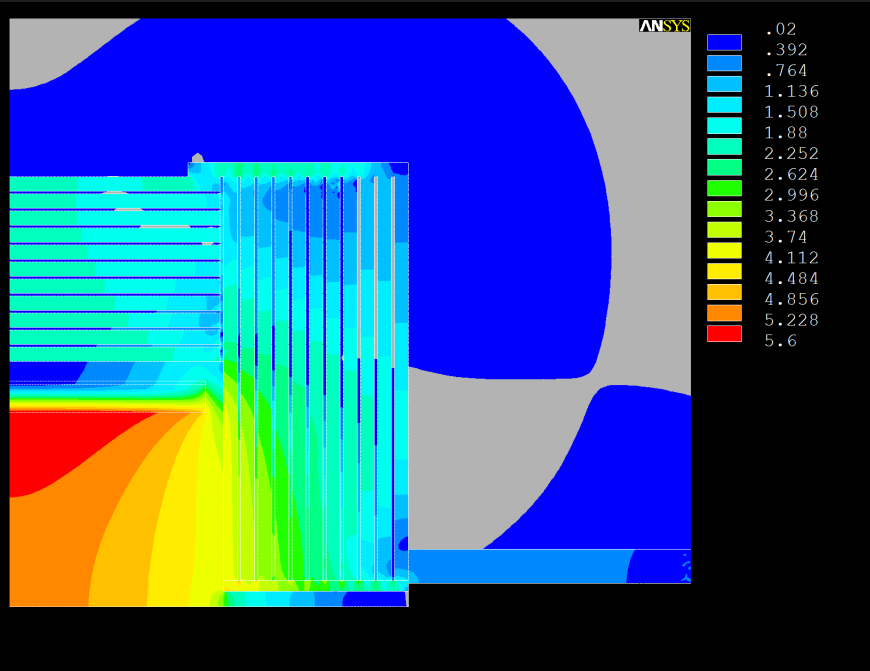


- Digital HCAL
  - Counting shower particles
  - $N_{\text{particles}} \sim \text{Energy}$
- Using Glass RPCs
  - $1 \times 1 \text{ cm}^2$
- $1 \text{ m}^3$  prototype built
  - 500.000 channels
  - Largest Calorimeter by channel so far





# Magnet



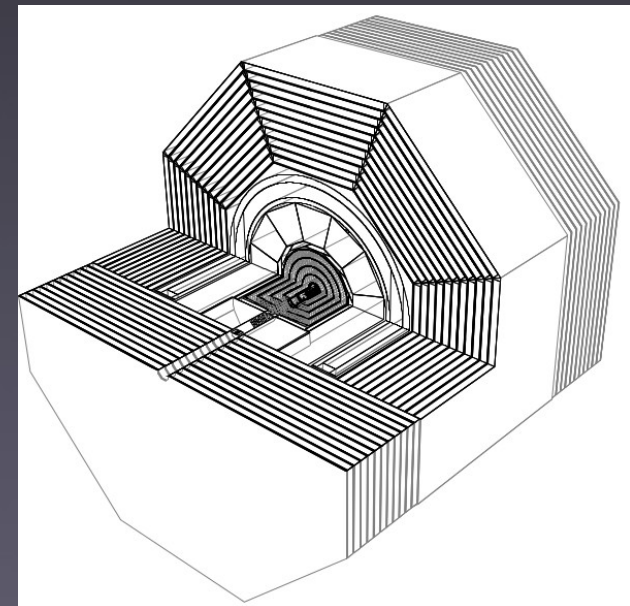
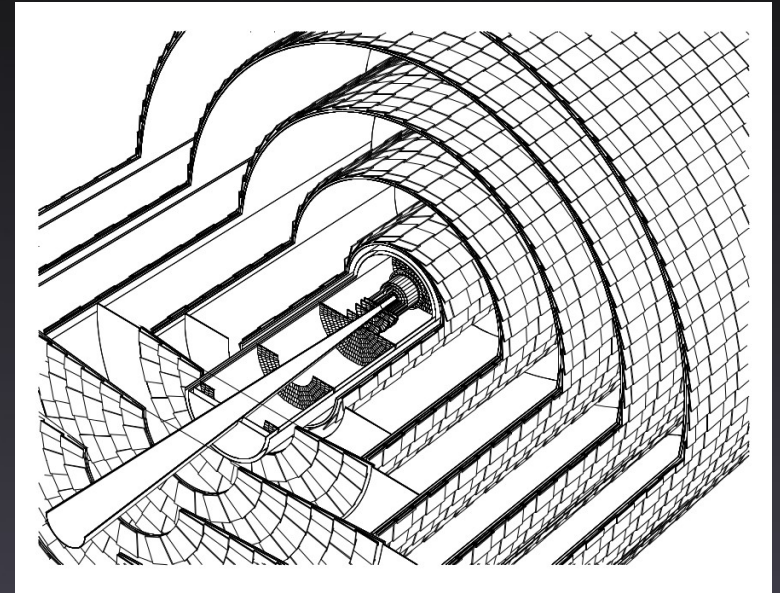
- The 5 T coil builds on the CMS experience
  - Especially on the CMS Conductor
- Engineering challenges are well understood
  - Advances in computing ease the design

CERN CERN Feasibility of SiD design has demonstrated





- Full Simulation & Reco
  - Including full beam backgrounds
- Simulation
  - Detailed GEANT4 detector simulation
  - Including “dead areas”
- Full Reconstruction
  - Digitization, Tracking, Particle Flow, Flavor Tagging

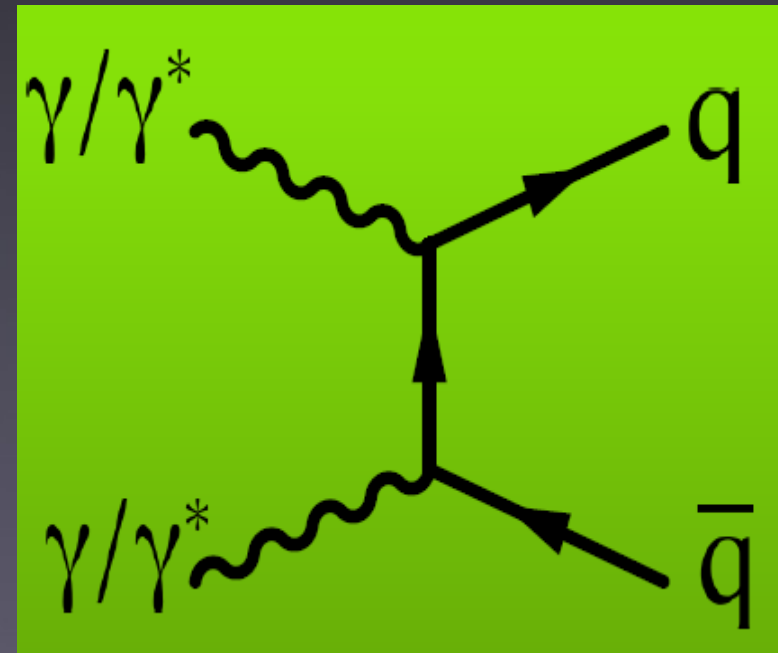




# Simulating backgrounds

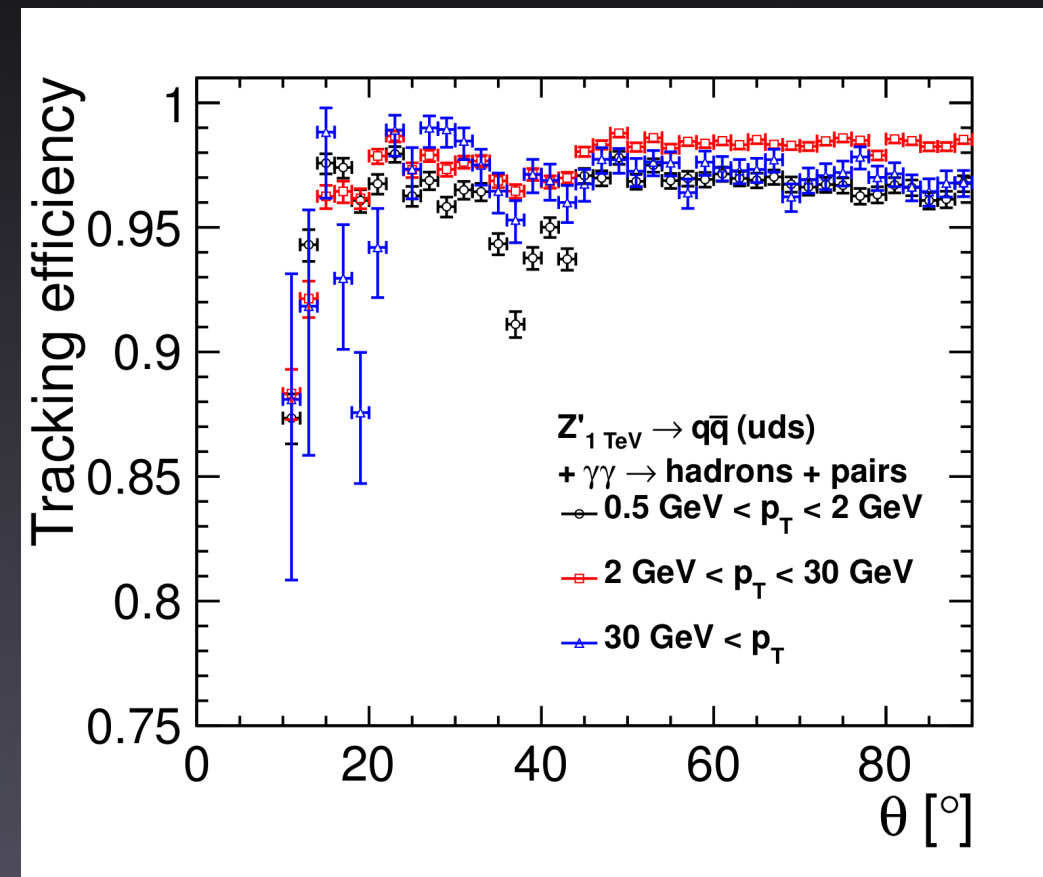
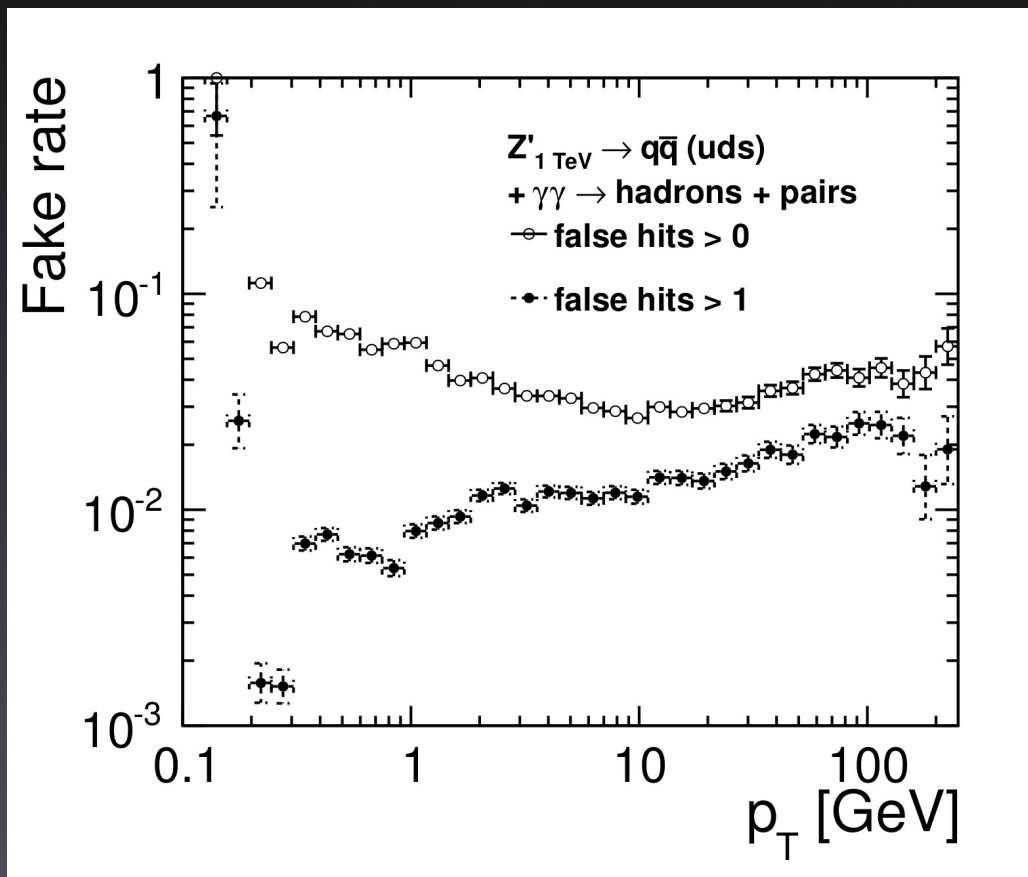


- Pair background
  - $\sim 400\text{k/ BX @ 1 TeV}$
  - Very forward
- $\gamma\gamma \rightarrow \text{hadrons}$ 
  - 4.1 events per BX @ 1 TeV
  - 1.7 events per BX at 500 GeV
  - More central
- Overlays these over "physics events"





# Robustness vs. backgrounds

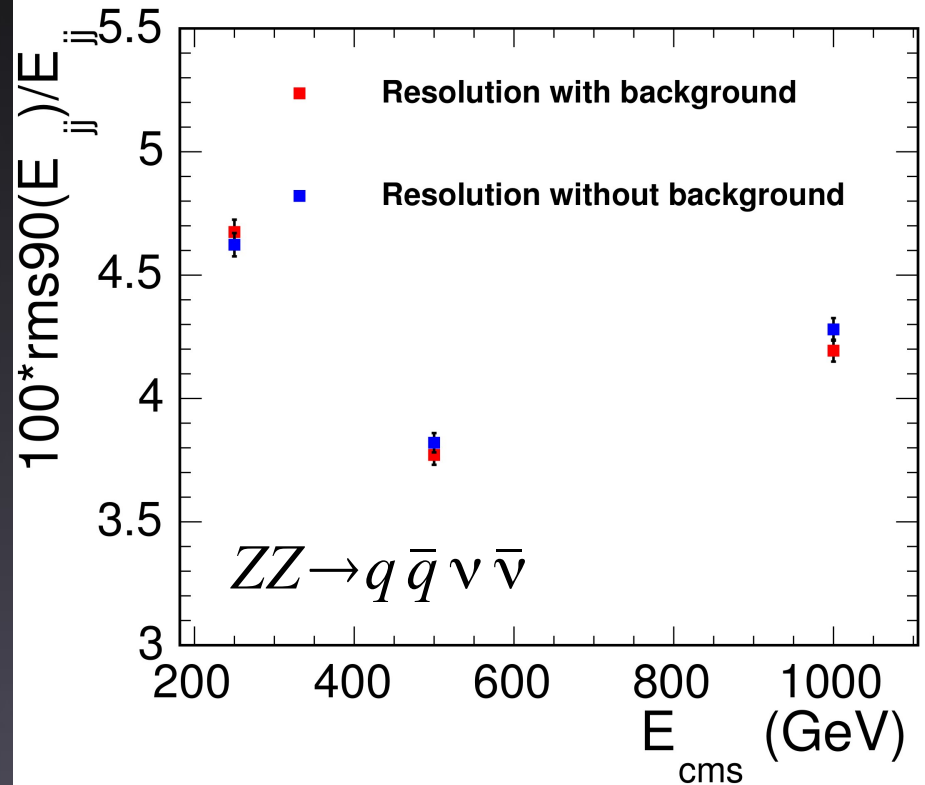
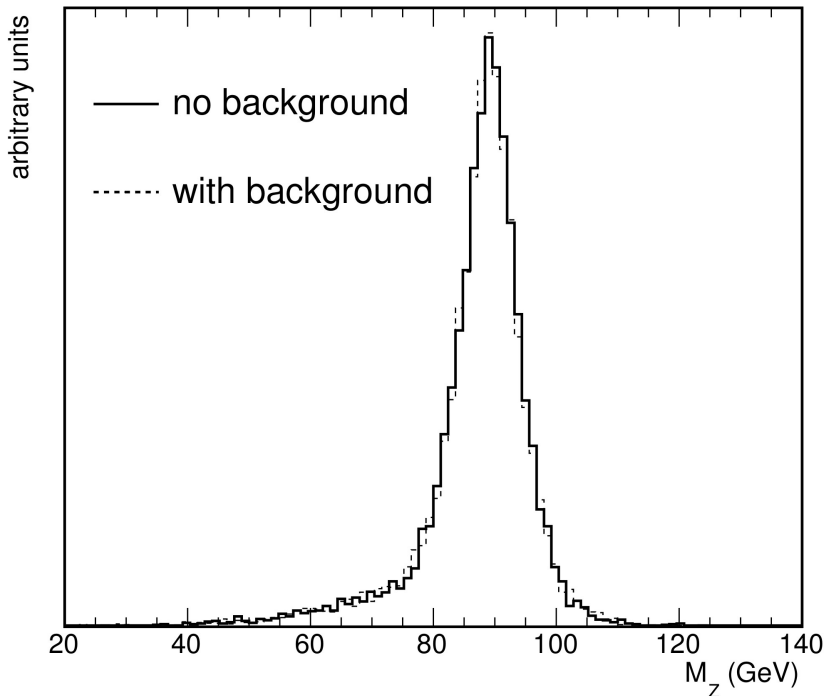


- $Z' \rightarrow uds$  at 1 TeV with one bunch crossing of background overlaid
- Demonstrates robustness of SiD Tracking





# Performance: PFA

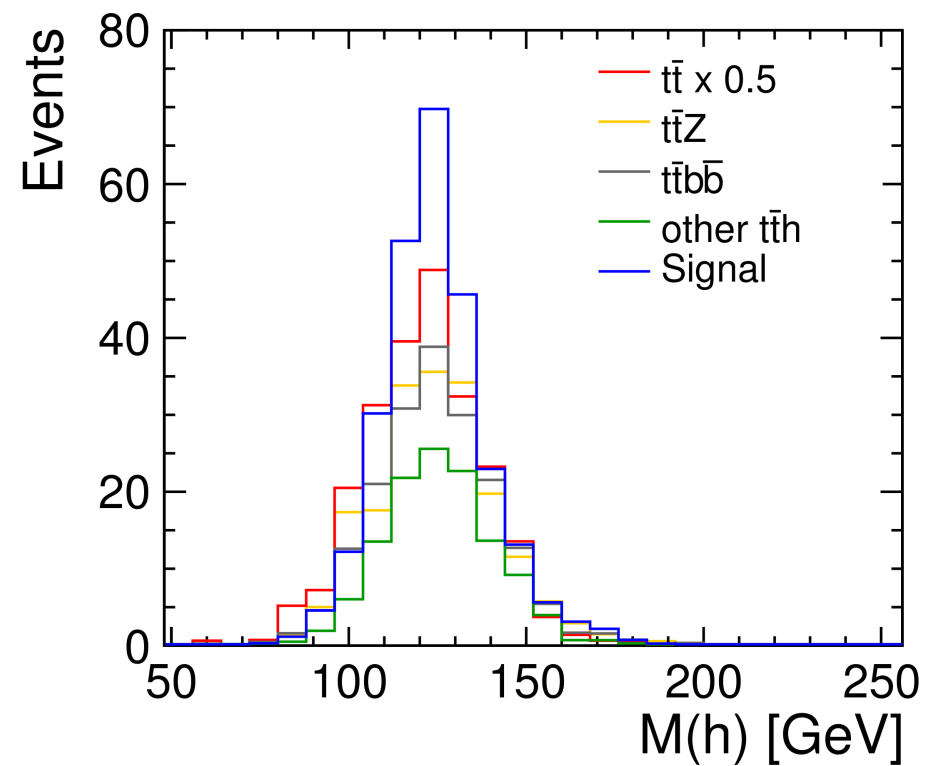
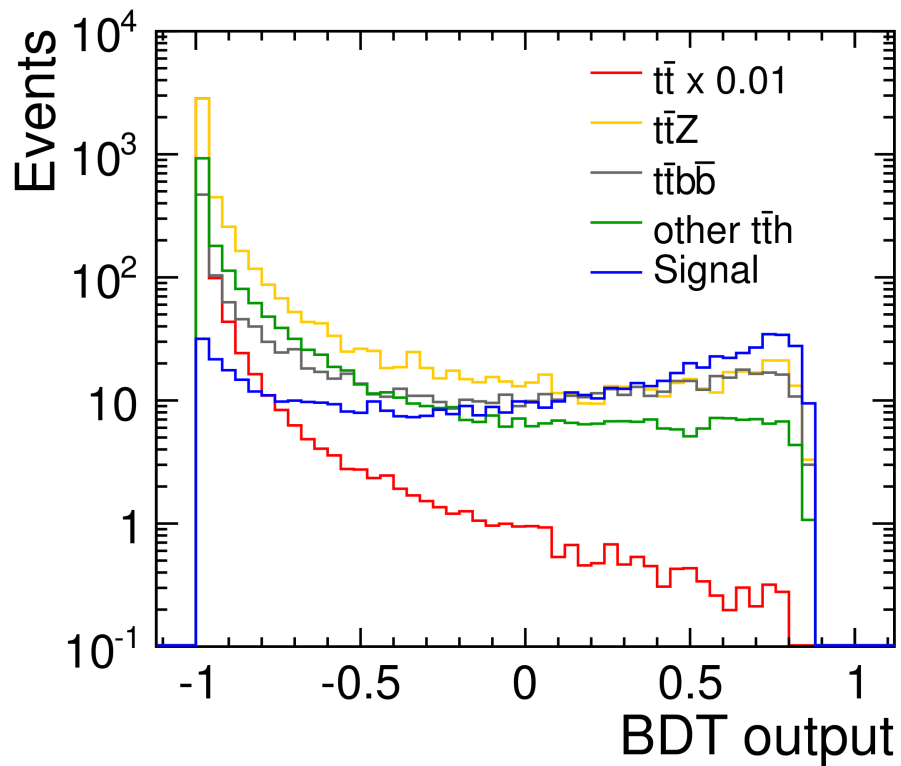


- SiD PFA performance is excellent
  - Fulfills ILC physics goals
- Robust against backgrounds
  - Driven by all-Silicon approach and single-bunch time-





# Top-Yukawa Coupling



- Measuring  $Y_{\text{top}}$  at  $\sqrt{s} = 1$  TeV
  - Using six and eight jet final states with four b jets
  - Stressing PFA and b-tagging
  - Combined measurement:  $\Delta Y_{\text{top}} = 4.5\%$





# SiD Costing



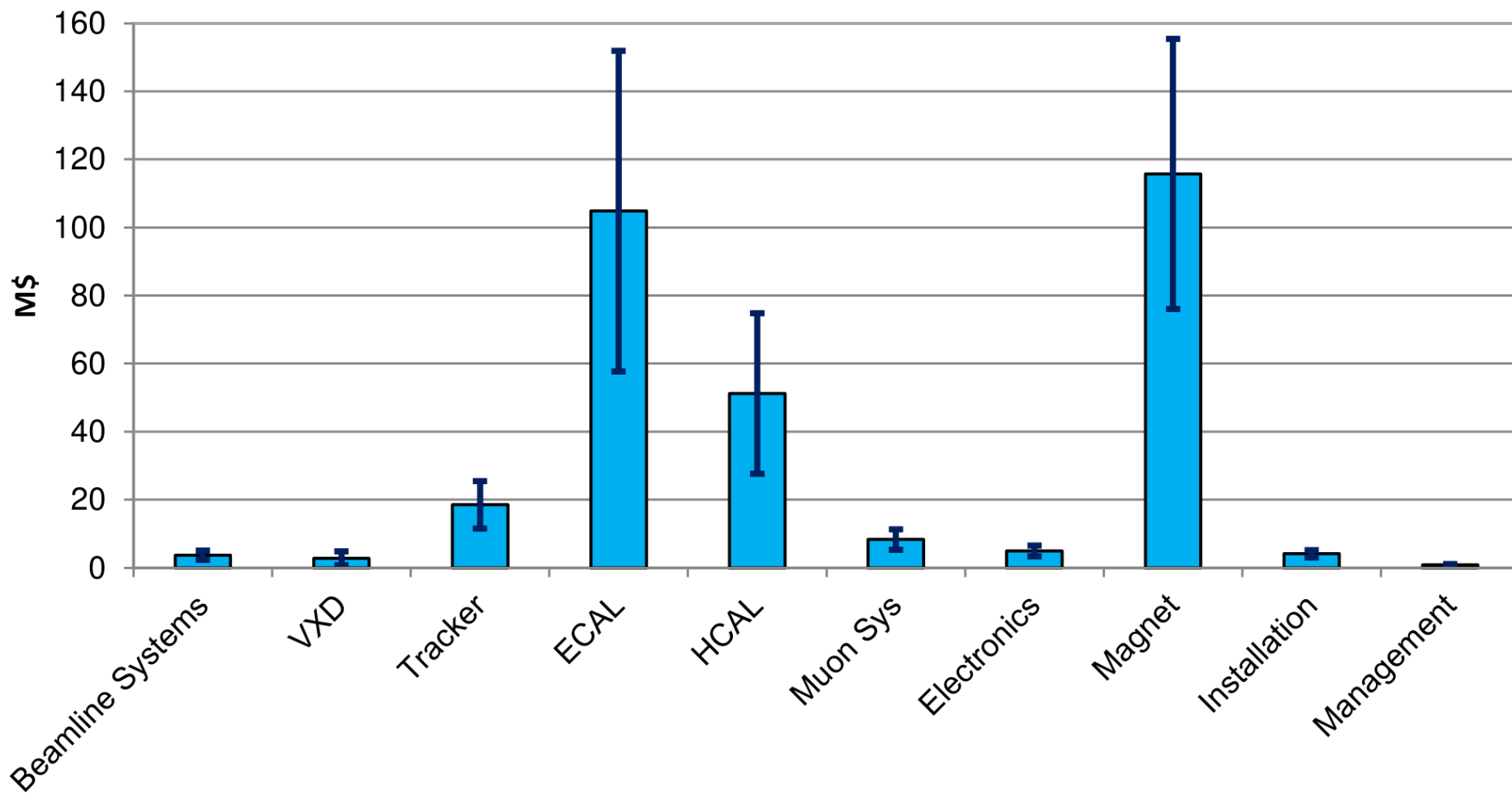
- SiD assumes common unit costs
  - As agreed by both SiD and ILD
- Assuming “almost everything beyond the platform” is machine cost
- Follows machine costing model
- Costs in 2008 US-\$
  - M&S : 315 M\$
  - Contingency: 127 M\$
  - Effort: 748 MY



# Costing M&S



## SiD M&S





# Current Activities

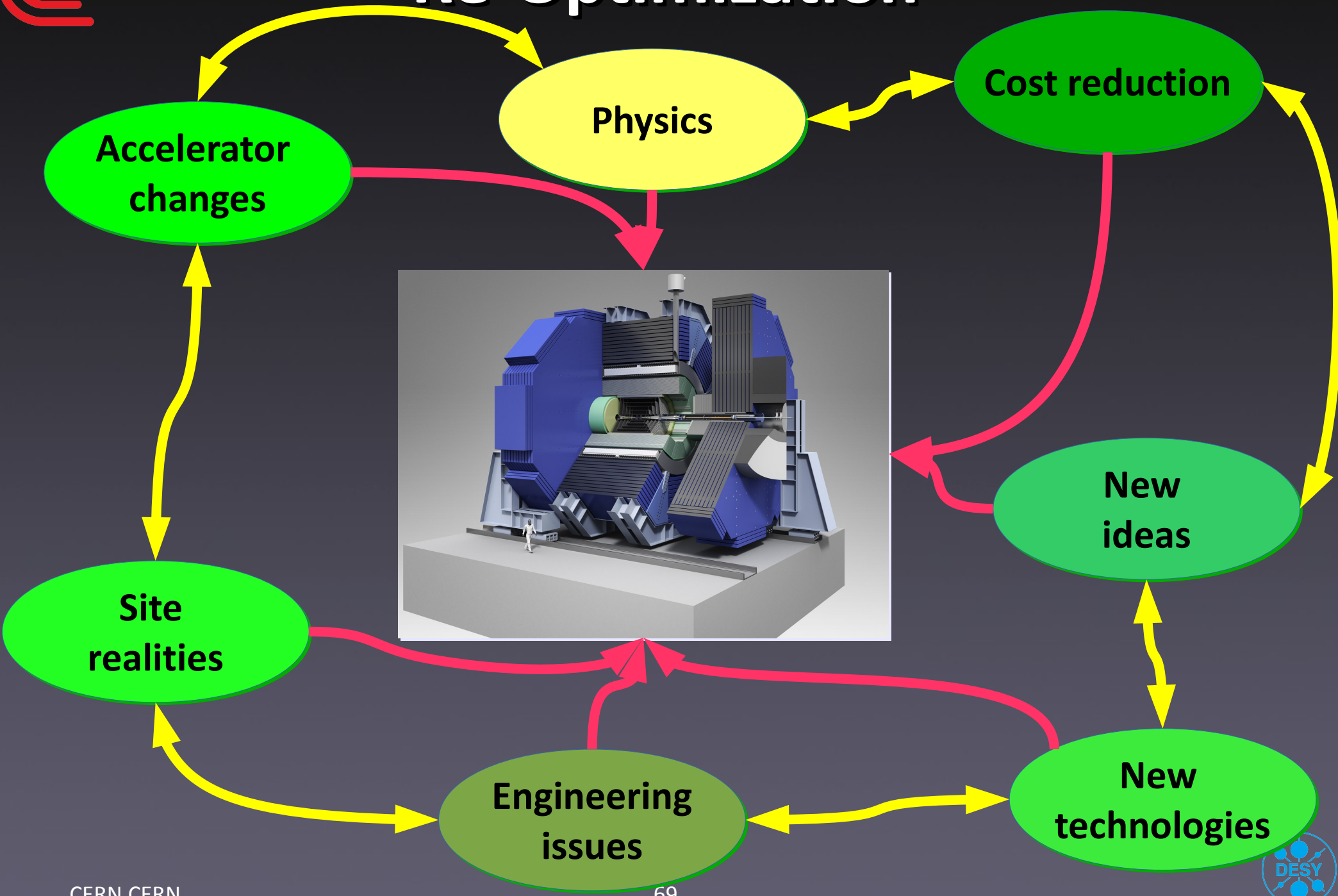


- Site-Specific Studies
  - Realizing SiD in Japan
- Subsystem R&D
- Re-optimizing the Detector
  - DBD Detector does good physics
  - Can we do better ?
- Making SiD ready to become a collaboration
  - Forming a consortium is a first step towards a more formal organization





# Re-Optimization





# Technology Examples



## HCAL technology

- Baseline RPC DHCAL with 1x1 cm cell size
- SiPM technology advances
- AHCAL with 1x1 cm cell size
  - Feasible
  - Affordable

## Forward tracker disks

- Baseline SAS Strips
- CMOS technology
  - As also considered for LHC
- Large area tracker disks with pixels
  - Better resolution
  - Less material
  - Less cost





**ILC**  
**Project Status**



# Timeline



March 2013



- Fall 2012
  - Japanese HEP Community expresses interest to host the ILC

May 2013



- May 2013
  - TDR is published
  - European Strategy for particle physics supports ILC
- August 2013
  - Scientific Site selection







# The ILC TDR



- ILC TDR
  - Five Volumes covering Physics, Accelerator & Detectors
  - Culmination of eight years of effort

*“As compared to other projects of similar scale (ITER, LHC, ATLAS, CMS, ALMA, XFEL, FAIR, ESS, SSC) the quality of the documentation presented by the GDE team is equal or superior to that utilized to launch into a similar process.”*

The ILC is good to go!



- Very favorable review
- Wide Community support
- Global Handover Event
  - Tokyo, Geneva, Chicago





# Supporting the ILC - worldwide



**48 countries**  
**392 Institutes**  
**2400 signatories**





# ILC Site Selection



- Japan proposed two sites
  - Kitakami, Honshu  
“Northern Site”
  - Sefuri, Kyushu  
“Southern Site”
- Expert Panel Review on Scientific merits of each site
  - Geology, Infrastructure





# ILC Site – Kitakami Mountains





# Kitakami Mountains



## ILC Detector and Machine experts Visit September 2014





# Timeline (II)



Japanese Visit to Washington

- Fall 2013
  - Science Council of Japan reviews ILC
  - MEXT establishes ILC taskforce
- November 2013
  - Site-specific Studies commence
- May 2014
  - US P5 Strategy supports ILC





# Reviews ...

## European Strategy for Particle Physics 2013

There is a **strong scientific case for an electron-positron collider**, complementary to the LHC, that can study the properties of the Higgs boson and other particles with unprecedented precision and whose energy can be upgraded. The Technical Design Report of the International Linear Collider (ILC) has been completed, with large European participation. The **initiative from the Japanese particle physics community to host the ILC in Japan is most welcome**, and European groups are eager to participate. **Europe looks forward to a proposal from Japan to discuss a possible participation.**

US P5 Statement 2014  
“Motivated by the **strong scientific importance** of the ILC and the recent initiative in Japan to host it, the U.S. should engage in modest and appropriate levels of ILC accelerator and detector design in areas where the U.S. can contribute critical expertise. Consider **higher levels of collaboration if ILC proceeds.**”





# Science Council of Japan



The Committee suggests that the government of Japan should (1) **secure the budget** required for the **investigation of various issues to determine the possibility of hosting the ILC**, and (2) **conduct intensive studies and discussions among stakeholders**, including authorities from outside high-energy physics as well as the government bodies involved for the next two to three years.

In parallel, it is **necessary to have discussions** with the research institutes and the responsible funding authorities of key countries and regions involved outside of Japan, and to **obtain clear understanding of the expected sharing of the financial burden**.







# MEXT Review

## MEXT's Organization for Studying ILC

based on Science > Council of Japan's Recommendation

S  
C  
J

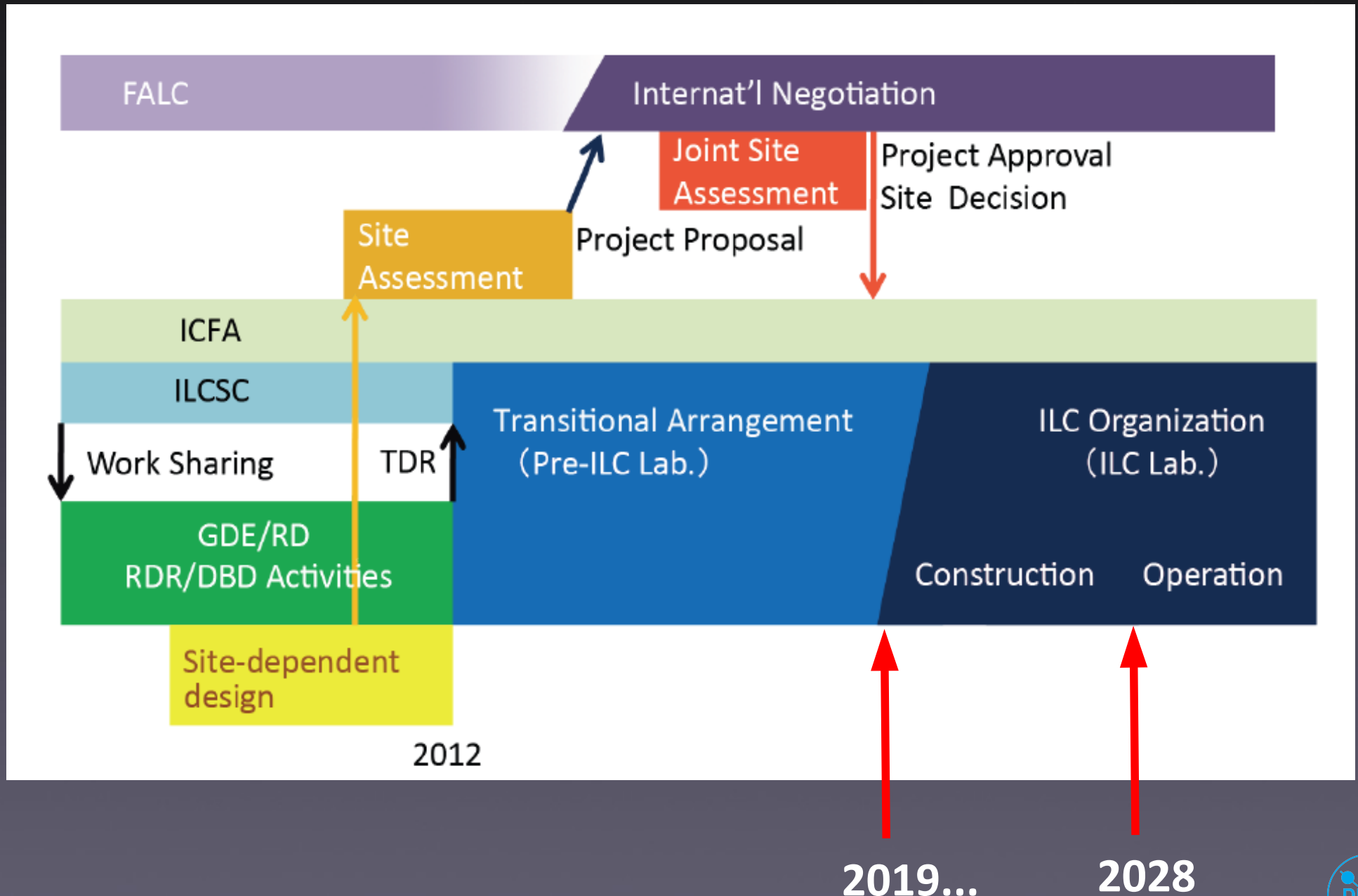


T  
D  
R  
V  
e  
.





# The way forward





# Keeping updated

- Webpage: <http://silicondetector.org>
- We have a new *sid-general* mailing list
  - Easy to subscribe to
  - Send a mail with `subscribe sid-all John Doe` in the body to [listserv@slac.stanford.edu](mailto:listserv@slac.stanford.edu)
  - <https://listserv.slac.stanford.edu/cgi-bin/wa?SUBED1=SID-ALL&A=1>
- List will be used for
  - Meeting and Workshop announcements
  - General SiD news





# How to get involved



- SiD Webpage
  - <http://silicondetector.org/>
- Linear Collider Newsline
  - <http://newsline.linearcollider.org>
  - News, Announcements
- Come to the next SiD Workshop
  - Jan 12<sup>th</sup>-14<sup>th</sup> at SLAC





# Summary



- A Precision machine is necessary to complement the LHC
  - ILC is the right machine to do this
- ILC Project is most advanced
  - Accelerator technology is ready for prime time
  - The European XFEL provides invaluable experience
  - ILC Detector Design have been validated
- Japanese Interest in hosting the ILC
  - Kitakami Mountain Site





# Acknowledgements



- A big thanks for useful discussion and material
  - B. List, D. Reschke, F. Sefkow, N. Walker, H. Weise (DESY), K. Fuji (KEK), J. Strube (Tohoku), T. Tanabe (Tokyo), A. White (UT Arlington)

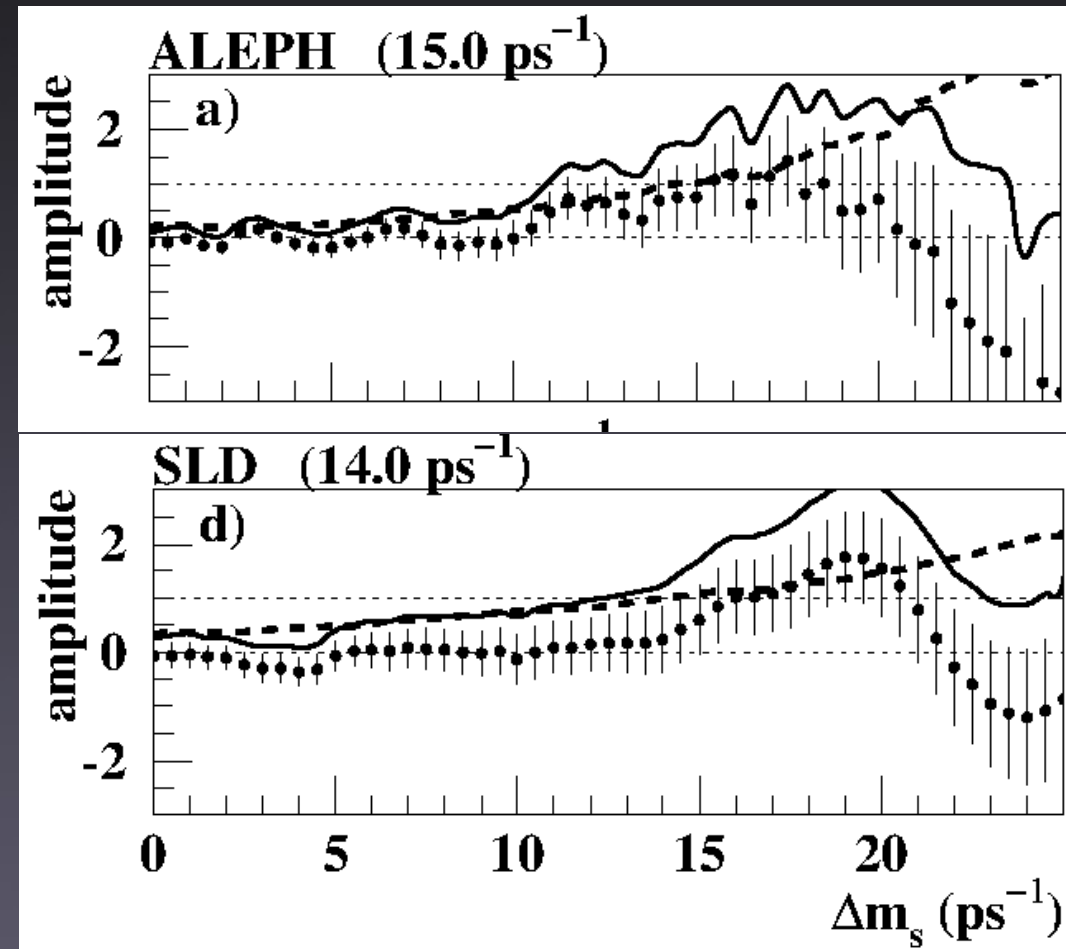




# It is not just the luminosity



- $B_s$  Oscillations
- ALEPH (LEP)
  - $\sim 6$  million  $Z$ 's
- SLD
  - $\sim 300000$   $Z$ 's
- Main advantage of SLD:
  - Pixel Vertex detector
  - Much closer to the IP





# Snowmass/P5



- **P5 Report**

Longer-term future-generation accelerators bring prospects for even better precision in Higgs properties and hence discovery potential. Circular  $e^+e^-$  accelerators, such as the FCC-ee project being studied at CERN and the CepC project in

- Snowmass Accelerator Summary

- Circular  $e^+e^-$  in very large tunnel (50 – 100 km)

- Substantial extrapolation albeit from large experience base
- Energy reach & luminosity are very strongly coupled







# ICFA Statement



- ICFA endorses the particle physics strategic plans produced in Europe, Asia and the United States and the globally aligned priorities contained therein. Here, ICFA reaffirms its support of the ILC, which is in a mature state of technical development and offers unprecedented opportunities for precision studies of the newly discovered Higgs boson. In addition, ICFA continues to encourage international studies of circular colliders, with an ultimate goal of proton-proton collisions at energies much higher than those of the LHC.





# The SSC ...



- SSC (1987-1993)
  - pp Collider
  - 87 km tunnel
  - 40 TeV center-of-mass energy
- Located in Waxahachie, Texas
- US Congress terminated this project in 1993
  - After about half of the tunneling was done

