

# Improved Particle Energy Reconstruction with Generalized Mass-Constrained Fitting

A New MarlinKinfite Processor (Sim/Reco/Perf sessions)

Justin Anguiano and Graham Wilson

University of Kansas

October 18, 2017

# Motivation

- With particle-flow based jet energy reconstruction - we can strive to reconstruct as well as possible each jet
- Previously we have shown that applying mass-constrained fits to the  $\pi^0 \rightarrow \gamma\gamma$  component of jets can improve the energy resolution of the prompt electro-magnetic component of jets
- We have been working to extend the same techniques to complementary sets of component particles, notably as initial software test-cases  $J/\psi \rightarrow \mu^+\mu^-$  and  $\eta \rightarrow \pi^+\pi^-\gamma$
- Justin has worked on extending the framework that previously existed for specific instances (eg. GammaGammaCandidateFinder, DiTrackCandidateFinder) to not just the more complex mixed case ( $\eta \rightarrow \pi^+\pi^-\gamma$ ), but to the general case of an arbitrary number of charged particles and photons including error matrix propagation

# Introduction

- Made a MarlinKinfitter processor for iLCSoft
- Uses invariant mass information to improve the overall Energy Resolution in single decays
- Looked at the performance of mass constraints with different particle topologies
- Looked at the benefit of multiple constraints on the system
- Code is in Justin's github for now - will port to ilcsoft soon

# Basics

Now: Applying mass constrained fits to the energy

reconstruction of  $P \rightarrow \sum_{i=0}^k N_i + \sum_{j=0}^r C_j$  decays

Where  $N_i$  and  $C_j$  are neutral and charged particles, respectively

Successive decays are also allowed, each decay allows an additional mass constraint

# Particle Parameterization

## Charged Track

Natural track

parameterization is the helix,  
including the signed  
curvature  $\Omega = 1/R$

$(d_0, \phi_0, \Omega, z_0, \tan \lambda)$

LeptonFitObject uses a  
different parameterization  
with  $\kappa = q/p_T$

$(\kappa, \theta, \phi)$  assuming track has  
negligible  $(d_0, z_0)$  and vertex  
at origin.

## Photon

Photon uses a simple  
parameterization

$(E, \theta, \phi)$

necessary for JetFitObject

# Error Models

## Charged Track

Parameter errors are embodied in the track covariance matrix

Tracks are usually well measured, so expect  $\sigma_{\kappa}/\kappa$  to be  $O(10^{-3})(MS)$

Track angles typically  $O(10^{-4})$

Given relative errors. Photon energy error dominates. IF the constraint is correct - the fit helps to reduce the photon energy error.

## Photon

Photon resolution scales with energy,  $E$  (GeV)

Use a traditional stochastic model

$$\frac{\sigma_E}{E} = \frac{0.18}{\sqrt{E}} \oplus 0.01 \approx O(10^{-2})$$

Angular resolution should also scale with energy, empirically expect resolution on  $O(10^{-3})$  rads

$$\sigma_{\theta, \phi} = \frac{0.001}{\sqrt{E}}$$

# The MassConstraint Fitter

Processor Overview: Using the MarlinKinfitter framework

- developed a processor that can apply multiple mass constraints to a set of particles.
- the processor finds a set of particles with a decay topology and invariant mass consistent with the parent hypothesis
- the particles are fitted to get a new parent energy and better parameters
- We have applied this to the following test cases so far

$$J/\psi \rightarrow \mu^+ \mu^-$$

$$\pi^0 \rightarrow \gamma\gamma$$

$$\eta \rightarrow \pi^+ \pi^- \gamma$$

$$\eta \rightarrow \pi^+ \pi^- \pi^0, \pi^0 \rightarrow \gamma\gamma$$

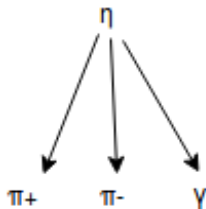
$$(J/\psi \rightarrow \pi^+ \pi^- K^+ K^-)$$

$\mu^-$  ( $\tau$  set to 0)

# Walkthrough for a 1C fit

Suppose we have a mixed decay e.g.  $\eta \rightarrow \pi^+ \pi^- \gamma$

We want to apply a mass constraint  $M_\eta = 0.547862$  [GeV]



Start with a set of reconstructed particles (often more than needed)

$[C_1, C_2]$  and  $[N_1, N_2, N_3]$  2 tracks and 3 photons

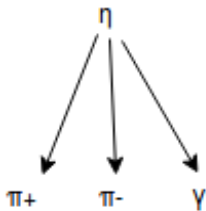
Next impose a mass assumption on the tracks, the  $\pi^\pm$  mass

The set becomes:  $[\pi^+, \pi^-]$  and  $[\gamma_1, \gamma_2, \gamma_3]$

If we have reconstructed 5 particles and need 3, which is the correct combination?



# Walkthrough for a 1C fit



- Fit every combination  $[\pi^+, \pi^-][\gamma_1]$  and  $[\pi^+, \pi^-][\gamma_2]$  and  $[\pi^+, \pi^-][\gamma_3]$
- Use the one with the highest  $\chi^2$  fit probability as the best guess for the correct combination
- Calculate fitted  $\eta$  4-vector covariance matrix
- Store all the parameters for evaluation

## Walkthrough for a 1C fit

An example of a 20 GeV  $\eta$  well measured event:

Particle	$E_{meas}$ [GeV]	$\kappa_{meas}$ [ $\text{GeV}^{-1}$ ]	$\theta_{meas}$ [rad]	$\phi_{meas}$ [rad]	Measured $\eta E$ [GeV]
$\gamma$	$9.70 \pm 0.6$		$2.0354 \pm 0.0003$	$-2.3217 \pm 0.0003$	$20.14 \pm 0.6$
$\pi^+$	$0.1872 \pm 0.0002$		$2.0721 \pm 0.0001$	$-2.3424 \pm 0.0002$	
$\pi^-$	$-0.2583 \pm 0.0003$		$2.0361 \pm 0.0002$	$-2.3187 \pm 0.0002$	
Particle	$E_{fit}$ [GeV]	$\kappa_{fit}$ [ $\text{GeV}^{-1}$ ]	$\theta_{fit}$ [rad]	$\phi_{fit}$ [rad]	Fit $\eta E$ [GeV]
$\gamma$	$9.69 \pm 0.1$		$2.0354 \pm 0.0003$	$-2.3217 \pm 0.0003$	$20.13 \pm 0.1$
$\pi^+$	$0.1872 \pm 0.0002$		$2.0721 \pm 0.0001$	$-2.3424 \pm 0.0002$	
$\pi^-$	$-0.2583 \pm 0.0003$		$2.0361 \pm 0.0002$	$-2.3187 \pm 0.0002$	

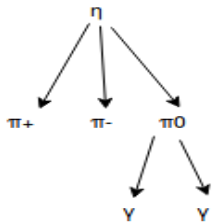
The photon energy error dominates the  $\eta$  resolution. The fit essentially uses the track curvatures and the angular information to adjust the photon energy and increase the overall precision.

# Walkthrough for a 2C fit

But how do we address more complicated decays?

Now suppose we have a mixed decay e.g.  $\eta \rightarrow \pi^+ \pi^- \pi^0$

We want to apply a mass constraint on the  $\eta$  and  $\pi^0$  with  $M_\eta = 0.547862$  [GeV] and  $M_{\pi^0} = 0.1349766$  [GeV]



Start with the same set of reconstructed particles

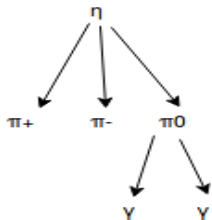
$[C_1, C_2]$  and  $[N_1, N_2, N_3]$  2 tracks and 3 photons

Again impose a mass assumption on the tracks, the  $\pi^\pm$  mass

The set becomes:  $[\pi^+, \pi^-]$  and  $[\gamma_1, \gamma_2, \gamma_3]$

If we have reconstructed 5 particles and need 4, which is the correct combination, and which 2 photons compose the  $\pi^0$ ?

# Walkthrough for a 2C fit



- Again fit every combination, but we have to add another layer of combinations for the  $\pi^0$   
 $[\pi^+, \pi^-][\gamma_1, \gamma_2]$  and  $[\pi^+, \pi^-][\gamma_2, \gamma_3]$  and  $[\pi^+, \pi^-][\gamma_1, \gamma_3]$

- Use the one with the highest  $\chi^2$  fit probability as the best guess for the correct combination
- Calculate fitted  $\eta$  4-vector covariance matrix
- Store all the parameters for evaluation

For different particle combinations, how is the 4-vector covariance matrix calculated?

# Covariance Matrix

With arbitrary amounts of particles the covariance calculation is tricky

For a decay  $P \rightarrow \sum_{i=0}^k N_i + \sum_{j=0}^r C_j$

(with the current parameterization) the fitter spits out a dimension  $3(k + r)$  covariance matrix  $V$

The diagonal is the variance of the particle parameters in the order they are added to the fitter

Transforming the matrix  $V$  into a 4-vector matrix for the parent requires a Jacobian transformation

$$V_p = J^T V J$$

Details in backup

# Simulation and Reconstruction of DataSets

- Generator single particles with specified decay generated in stand-alone Pythia8 with .hepevt output
- Currently using ilcsoft v01-19-04.
- Detector response with ILD – 14 – v02 DDSim model
- Particles are reconstructed with v01-19-04 ilcsoft standard reconstruction

The initial reconstruction has some issues. Need to increase the track curvature errors by 20%. Bug related to ECAL cell positions (now fixed), so in studies shown the photon directions are smeared around the true MC photon direction for now. ECAL energy response is non-ideal and still needs to be carefully parametrized. See backup “Calibration slides” for more details.

# Results

Simulated and reconstructed 6 data sets to test mass constraints and pose as basic test cases for the processor

10k 20 GeV  $J/\psi \rightarrow \mu^+ \mu^-$

10k 10 GeV  $\pi^0 \rightarrow \gamma\gamma$

10k 20 GeV  $\eta \rightarrow \pi^+ \pi^- \gamma$

10k 20 GeV  $\eta \rightarrow \pi^+ \pi^- \pi^0$  1C & 2C

10k 20 GeV  $J/\psi \rightarrow \pi^+ \pi^- K^+ K^-$

10k 20 GeV  $B^+ \rightarrow J/\psi K^+, J/\psi \rightarrow \mu^+ \mu^-$  (2C)

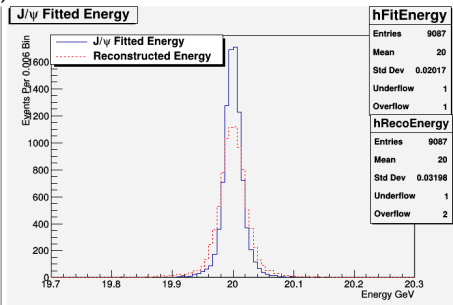
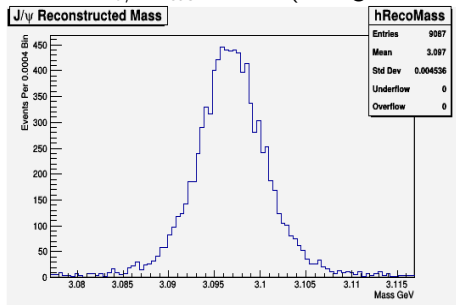
$$J/\psi \rightarrow \mu^+ \mu^-$$

10k 20 GeV  $J/\psi$  decaying exclusively

$\Gamma = 0$ , phase space only

acceptance requires 2 tracks, a fit probability  $> 0.5\%$ , and a reconstructed mass within 0.02 GeV

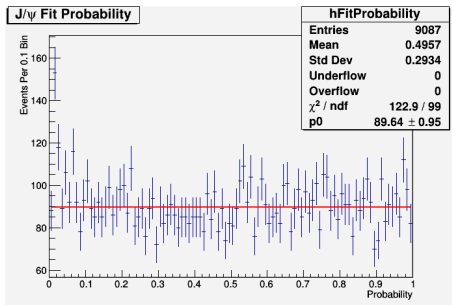
$\sigma_{fit}/\sigma_{meas} = 0.63$  (histogram rms)





$$J/\psi \rightarrow \mu^+ \mu^-$$

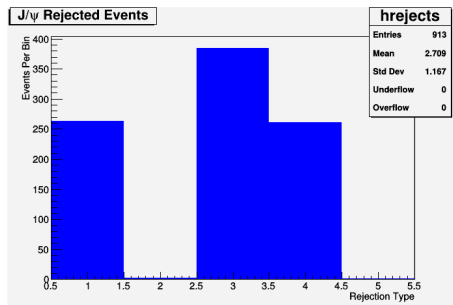
Fit probability distribution expected to be uniform



Reasonable. Some outliers at low fit probability.

$J/\psi \rightarrow \mu^+ \mu^-$  Fit Failures

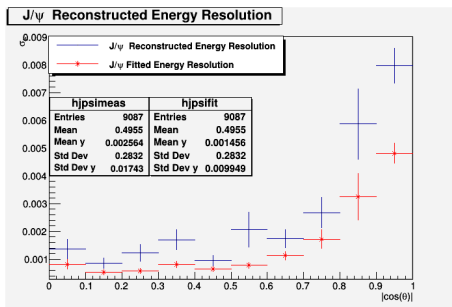
Rejection No.	Description
(1)	Not enough particles to satisfy hypothesis
(2)	No fitted covariance matrix
(3)	Fit probability cut not met
(4)	$\Delta M =  M_{meas} - M_g $ cut not met
(5)	Fit converged but particles are missing (fitter bugs)



Overall efficiency :  $90.87 \pm 0.29 \%$

$$J/\psi \rightarrow \mu^+ \mu^-$$

Energy resolution degrades, before and after mass-constraint, in the endcap/forward polar angle region



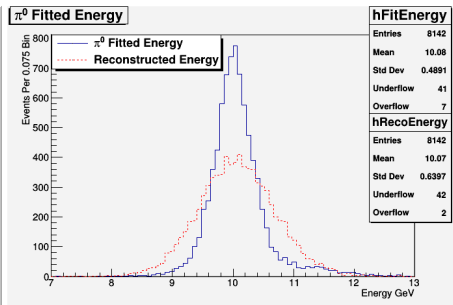
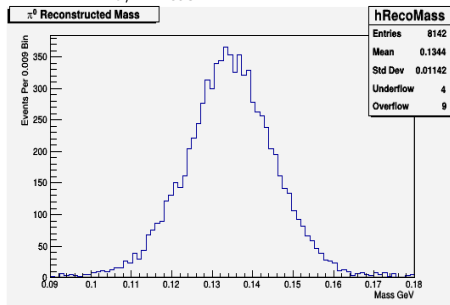


10k 10 GeV  $\pi^0$  decaying inclusively

$\Gamma = 0$ , phase space decay

acceptance requires 2 photons, a fit probability  $> 0.5\%$ , and a reconstructed mass within 0.05 GeV

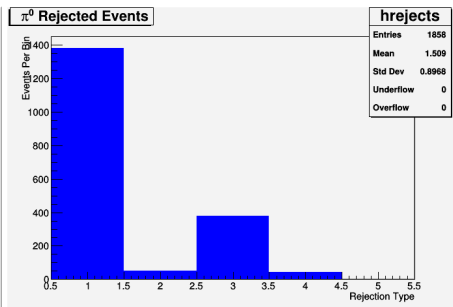
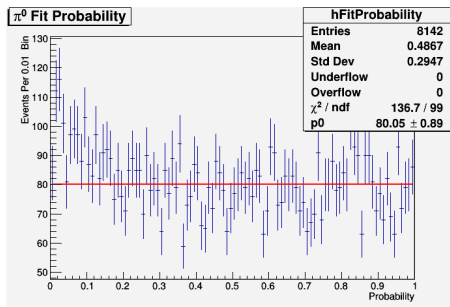
$$\sigma_{fit}/\sigma_{meas} = 0.76$$



$$\pi^0 \rightarrow \gamma\gamma$$

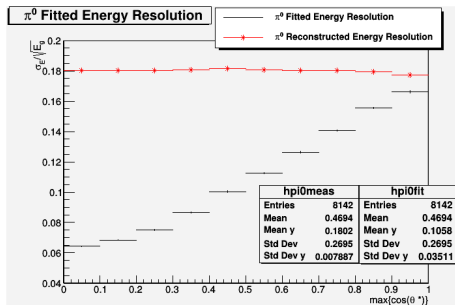
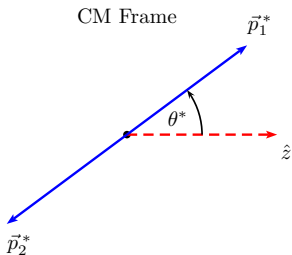
Remaining energy scale calibration issues may contribute to the low fit probability excess

Rejected events largely due to unobserved particles (low energy photons presumably from asymmetric decay)



10 GeV  $\pi^0 \rightarrow \gamma\gamma$ 

Stochastic resolution reaches 6% ( $\sigma_E/E = 6\%/\sqrt{E}$ ) for symmetric decay (photon energies of 5 GeV, and minimum lab opening angle).  $\theta^*$  is angle between a CM photon and the boost direction



Overall efficiency :  $81.42 \pm 0.39 \%$

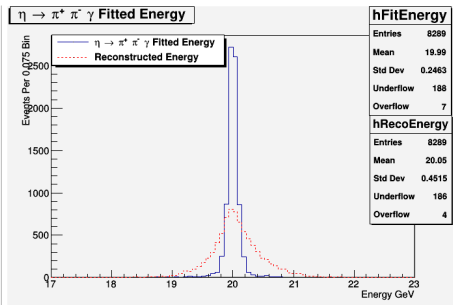
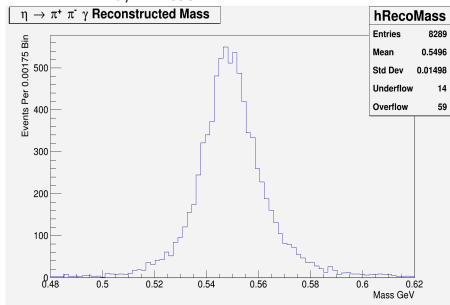
$$\eta \rightarrow \pi^+ \pi^- \gamma$$

10,000 20 GeV  $\eta$  decaying exclusively

$\Gamma = 1.31$  keV (negligible). Phase space only.

Acceptance requires 1 photons, 2 tracks, a fit probability  $> 0.5\%$ , and a reconstructed mass within 0.15 GeV

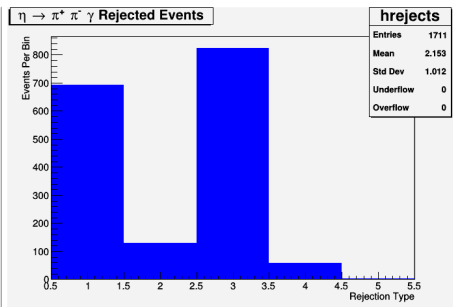
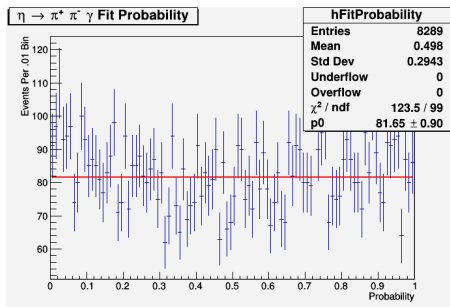
$$\sigma_{fit}/\sigma_{meas} = 0.54$$



$$\eta \rightarrow \pi^+ \pi^- \gamma$$

Photon energy scale problems and wrong combinations likely contribute to low probability excess

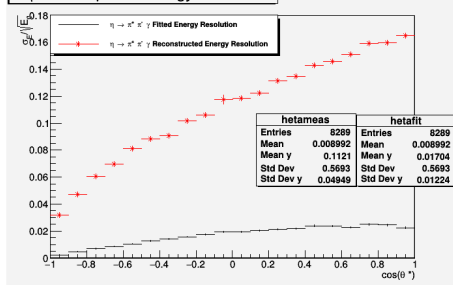
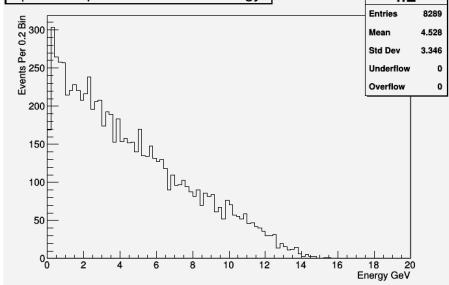
Rejected low fit probabilities possibly contain reconstructed “photons” from pion interactions





$$\eta \rightarrow \pi^+ \pi^- \gamma$$

The constraint works best with low  $E_\gamma$  when the overall system is well measured.  $\theta^*$  is of the  $\gamma$ . So  $\cos \theta_\gamma^* \rightarrow -1$  for lowest  $E_\gamma$

 $\eta \rightarrow \pi^+ \pi^- \gamma$  Fitted Energy Resolution

 $\eta \rightarrow \pi^+ \pi^- \gamma$  Measured Photon Energy


Overall efficiency :  $82.89 \pm 0.38 \%$

$$\eta \rightarrow \pi^+ \pi^- \pi^0, \pi^0 \rightarrow \gamma\gamma \text{ 1C}$$

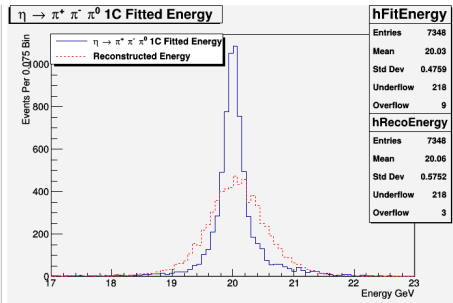
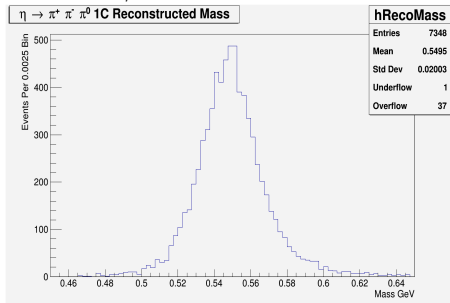
10k 20 GeV  $\eta$  decaying exclusively and  $\pi^0$  decaying inclusively

$\Gamma = 1.31$  keV, phase-space only

Acceptance requires 2 photons, 2 tracks, a fit probability  $> 0.5\%$ ,  
and a reconstructed mass within 0.15 GeV

4 particles are constrained to the  $\eta$  mass

$$\sigma_{fit}/\sigma_{meas} = 0.82$$

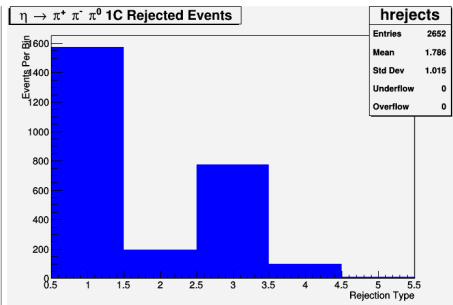
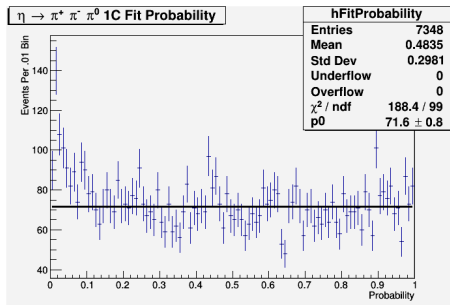


$$\eta \rightarrow \pi^+ \pi^- \pi^0, \pi^0 \rightarrow \gamma\gamma \text{ 1C}$$

$\pi^0$  decay asymmetry makes reconstructing 4 final state particles more tricky

The efficiency is low. Overall efficiency:  $73.48 \pm 0.44 \%$

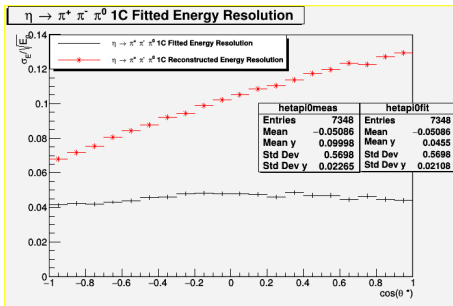
Consistent with estimate of 74% based on  $J/\psi$  and  $\pi^0$  efficiencies



$$\eta \rightarrow \pi^+ \pi^- \pi^0, \pi^0 \rightarrow \gamma\gamma \text{ 1C}$$

$\theta^*$  is angle between CM  $\pi^0$  and boost axis

Performance is fairly even for all  $\pi^0$  energies



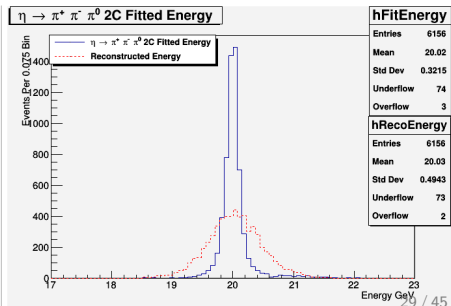
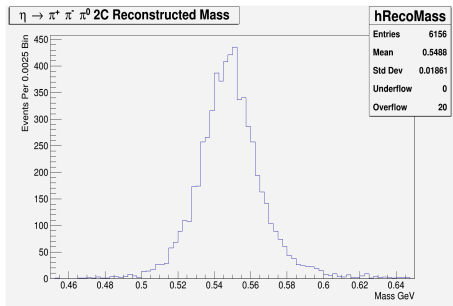
$$\eta \rightarrow \pi^+ \pi^- \pi^0, \pi^0 \rightarrow \gamma\gamma \text{ 2C}$$

10k 20 GeV  $\eta$  decaying exclusively and  $\pi^0$  decaying inclusively

Exactly the same events as the 1C fit

4 particles are constrained to the  $\eta$  mass and the 2 photons constrained to the  $\pi^0$  mass

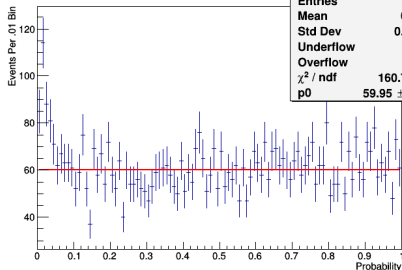
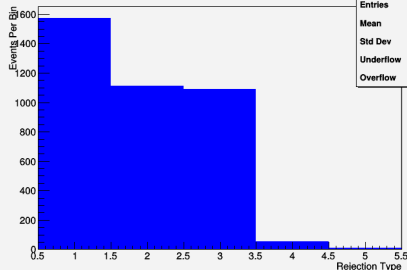
$$\sigma_{fit}/\sigma_{meas} = 0.65$$



$$\eta \rightarrow \pi^+ \pi^- \pi^0, \pi^0 \rightarrow \gamma \gamma \text{ 2C}$$

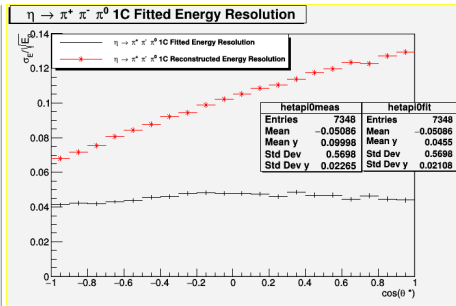
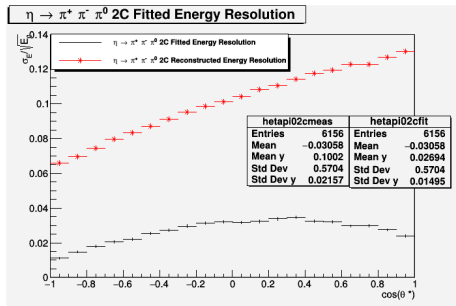
Now 1000 events don't converge in the fitter, these are expected to be wrong combinations, so, additional constraints be eliminating false positives

The efficiency is lower still. Overall efficiency:  $61.56 \pm 0.49 \%$

 $\eta \rightarrow \pi^+ \pi^- \pi^0$  2C Fit Probability

 $\eta \rightarrow \pi^+ \pi^- \pi^0$  2C Rejected Events


$$\eta \rightarrow \pi^+ \pi^- \pi^0, \pi^0 \rightarrow \gamma \gamma \text{ 2C}$$

Performance from 1C to 2C is much better by a factor of  $\sim 1.67$   
 Some evidence resolution may get better at higher  $\pi^0$  energies?



## Conclusions/Work-In-Progress/Outlook

- Mass constraints are a powerful tool in improving energy reconstruction and resolution for decays
- General tool has been developed - should be useful for many applications
- Promising results for a variety of test cases
- Working on adding new test cases and improving performance
- Working on extending the implementation to work well for multi-generational constraints using tree-based book-keeping
- Working on more robust rms estimates and polishing plots
- Will redo with ilcsoft v01-19-05
- Eventually will want to integrate this approach with vertex constraints
- Code currently in Justin's github. ([Jphsx/constrainedFitter](https://github.com/Jphsx/constrainedFitter))



# Backup Slides

# Mass Constraints

How do we improve the 4-vector measurements?

- Suppose a particle decays to a set of particles  $P \rightarrow p_i$
- We can describe each particle in the decay with arbitrary measured parameters  $p_i(\xi_j, \sigma_j)$
- Build a  $\chi^2$  consisting of  $\xi_j$  and true parameter estimator  $\hat{\xi}_j$

$$\chi^2 = \sum_i \sum_j \frac{(\xi_j - \hat{\xi}_j)^2}{\sigma_j^2}$$

Lagrange Multiplier method allows us to apply constraints

$$C_l \Rightarrow M_l^2 = \left( \sum_{\alpha} (E_{\alpha}, \vec{p}_{\alpha}) \right)^2$$

- The  $\chi^2$  then becomes

$$\chi^2 = \sum_i \sum_j \frac{(\xi_j - \hat{\xi}_j)^2}{\sigma_j^2} + \sum_l \lambda_l C_l$$

- $\chi^2 = \sum_i \sum_j \frac{(\xi_j - \hat{\xi}_j)^2}{\sigma_j^2} + \sum_l \lambda_l C_l$
- Minimization produces new estimates for each parameter along with new estimates for each parameter error
- Add up newly fitted particles to get a better measurement for the parent particle
- Recalculate parent errors based on more precise fitted covariance matrix

How to easily perform constrained fitting?

# MarlinKinfIt

MarlinKinfIt - a kinematic fitting package

Consists of three pieces

- a fitting engine to solve our  $\chi^2$  equation
- a constraint to apply to the fit
- a FitObject to store the parameter information for each particle

Fitting is easy, just build up FitObjects for each particle in the event, associate particle subsets to the MassConstraint, add the Objects to the fitting engine, and get new fitted values

However FitObjects rely on a hardcoded parameterization

# Covariance Matrix

$$V_p = J^T V J$$

The Jacobian  $J$  contains all of the 4-vector parent parameters derivatives w.r.t to each parameter.

Since there are  $k + r$  particles we construct a submatrix and concatenate them together to form  $J$

Charge particle submatrix  
example:

$$\begin{pmatrix} \frac{\partial P_x}{\partial \kappa} & \frac{\partial P_x}{\partial \theta} & \frac{\partial P_x}{\partial \phi} \\ \frac{\partial P_y}{\partial \kappa} & \frac{\partial P_y}{\partial \theta} & \frac{\partial P_y}{\partial \phi} \\ \frac{\partial P_z}{\partial \kappa} & \frac{\partial P_z}{\partial \theta} & \frac{\partial P_z}{\partial \phi} \\ \frac{\partial E}{\partial \kappa} & \frac{\partial E}{\partial \theta} & \frac{\partial E}{\partial \phi} \end{pmatrix} \quad (1)$$

Photon submatrix example:

$$\begin{pmatrix} \frac{\partial P_x}{\partial E_\gamma} & \frac{\partial P_x}{\partial \theta} & \frac{\partial P_x}{\partial \phi} \\ \frac{\partial P_y}{\partial E_\gamma} & \frac{\partial P_y}{\partial \theta} & \frac{\partial P_y}{\partial \phi} \\ \frac{\partial P_z}{\partial E_\gamma} & \frac{\partial P_z}{\partial \theta} & \frac{\partial P_z}{\partial \phi} \\ \frac{\partial E}{\partial E_\gamma} & \frac{\partial E}{\partial \theta} & \frac{\partial E}{\partial \phi} \end{pmatrix} \quad (2)$$

## Covariance Matrix

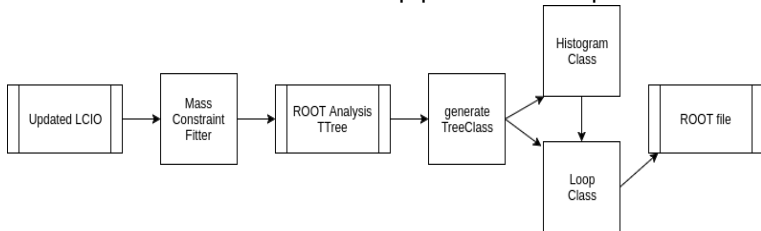
The resulting parent covariance matrix is the following:

$$\begin{pmatrix} \sigma_{P_x}^2 & \dots & \dots & \\ \vdots & \sigma_{P_y}^2 & & \\ \vdots & & \sigma_{P_z}^2 & \\ & & & \sigma_E^2 \end{pmatrix} \quad (3)$$

This information and all of the other relevant parameters are stored on special data structures for analysis.

# Workflow

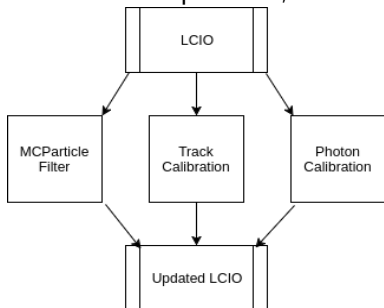
Here is an overview of the data pipeline for the p processor



But we are actually missing 3 processors used in this workflow

# Workflow

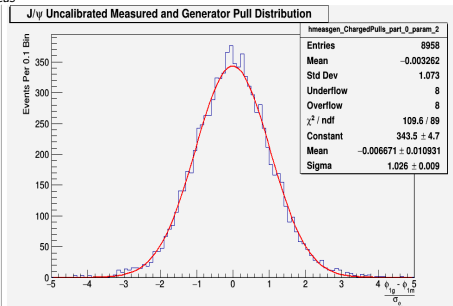
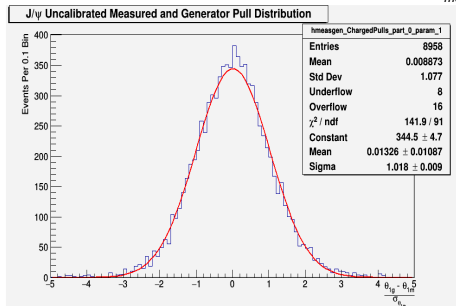
There are two upstream calibration processors that adjust the reconstructed particles, one for tracks and one for photons





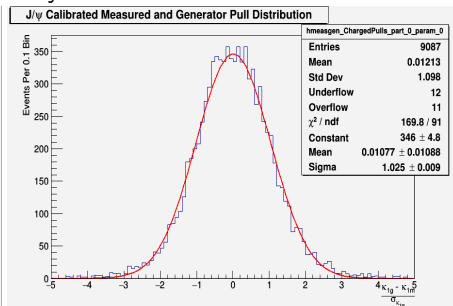
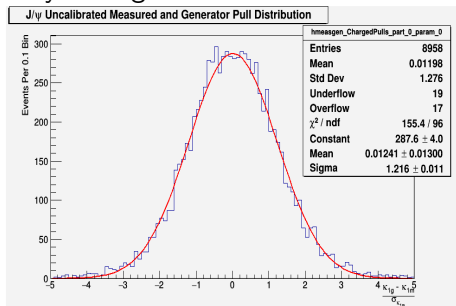
## Calibration

Calibrations are done mostly from (upcoming) data sets used in the fitter  
 To test charged tracks 10,000 20 GeV  $J/\psi \rightarrow \mu^+\mu^-$  were used  
 The efficiency is less than 100% because there are some cuts present  
 Pulls shown are for  $(\kappa, \theta, \phi)$  with  $\frac{\xi_{meas} - \xi_{gen}}{\sigma_{meas}}$



## Calibration

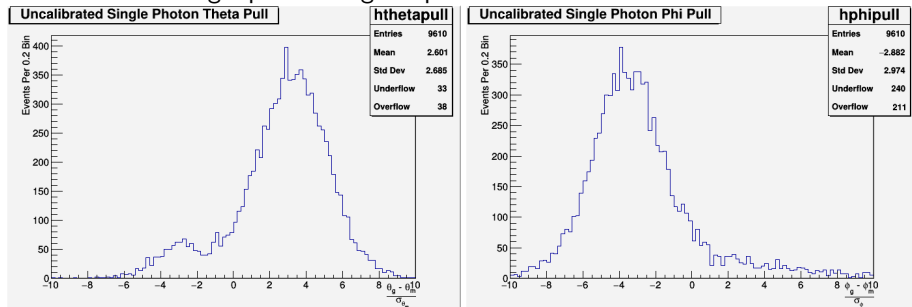
The  $\kappa$  distribution is a little wide, increasing the error of  $\Omega = 1/R$  by 20% gets the variance closer to unity



## Calibration

The photon calibrations come from 2 datasets (1) 10,000 10 GeV Single photons that were generated uniform in  $\phi$  and  $\cos\theta$  and (2) 10,000 10 GeV  $\pi^0$ 's decaying inclusively (98%  $\gamma\gamma$ )

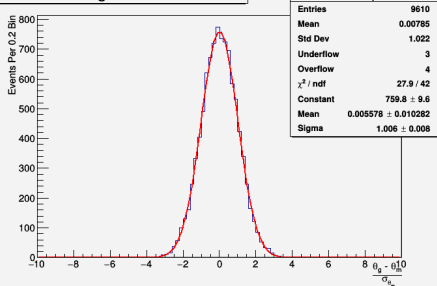
Here are the single photon angular pull distributions



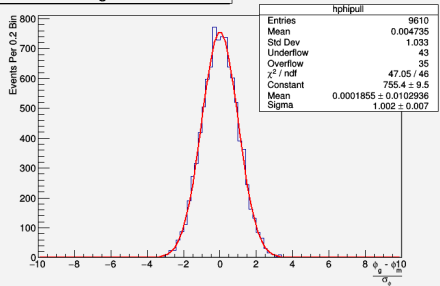
## Calibration

Uncovered an important bug in the ECAL simulation, need to resimulate all of the photon directions based on the used error model

Calibrated Single Photon Theta Pull



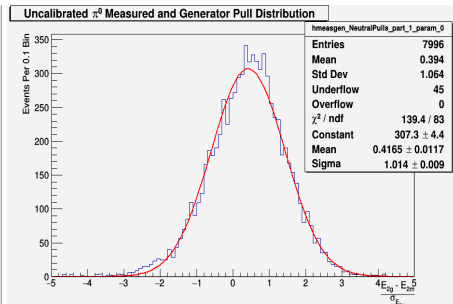
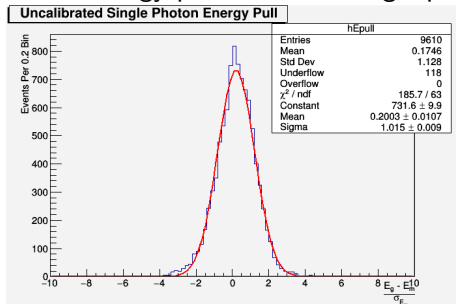
Calibrated Single Photon Phi Pull



By construction these are now in perfect agreement with the error model, and allow easy study of alternative resolution possibilities.

## Calibration

The energy pulls for both single photons and  $\pi^0$ s



## Calibration

The single photon energy is reasonable, but the  $\pi^0$  clearly has a bias, the inconsistency in the energies signifies the need for calibrations sensitive to energy scale. Not enough time to implement this so reduced all photon energy by 5%

