

Conventional Positron Target for the ILC, Cooled by Thermal Radiation. P.Sievers-CERN-Ret.

For the water cooled conventional target, a vacuum tight rotating ferro fluid seal is under study at KEK, T.Omori et al.

This seal is among the most crucial components of the positron target and long lifetime and robustness is necessary.

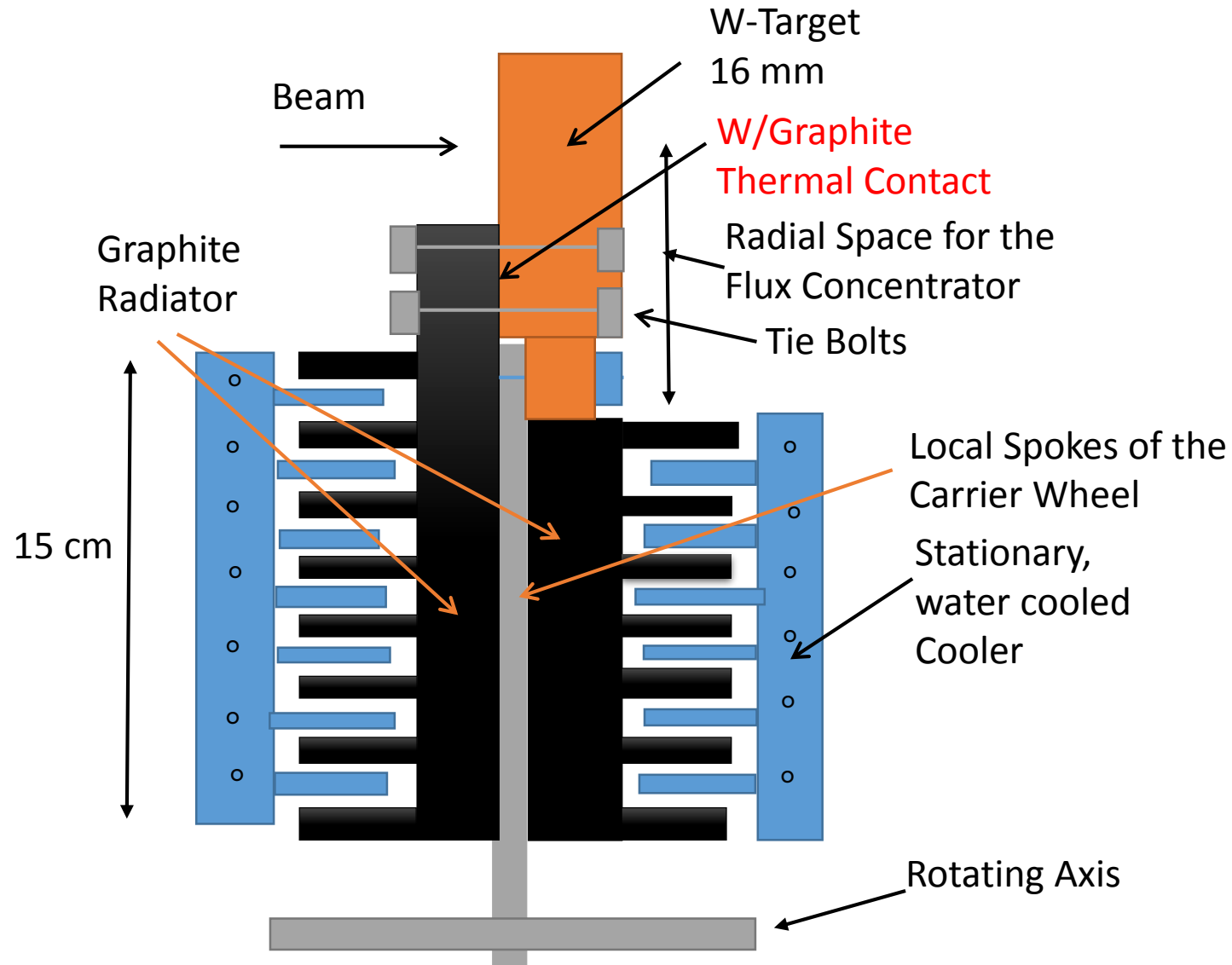
Therefore it may be prudent to also consider alternatives as backup solutions.

Here the possibility of cooling the target by thermal radiation is studied. Thus the use of a rotating seal can be avoided.

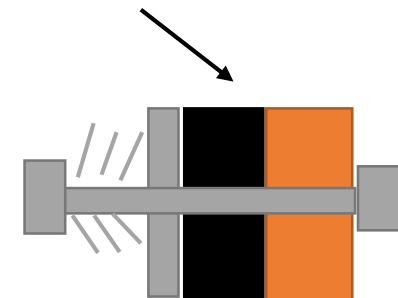
Cooling by Radiation through a Graphite Radiator:

- Radiated Power $W = \sigma \cdot \varepsilon \cdot F \cdot (T^4 - T_o^4)$.
- Optimize Emissivity ε and Radiating Surface F .
- Aim: Evacuate a power of 25 kW from the 16 mm thick W-Target by Radiation.
- Graphite is used as Radiator.
- Average emissivity between the Radiator and a Cooler: $\varepsilon=0.5$.
- With $F = 2.0 \text{ m}^2$ and an average Temperature of the C-Radiator of 500 oC: $W=23 \text{ kW}$.
- With small temperature increases, the radiated power rises fast:
 $dW/W = 4 dT/T$.

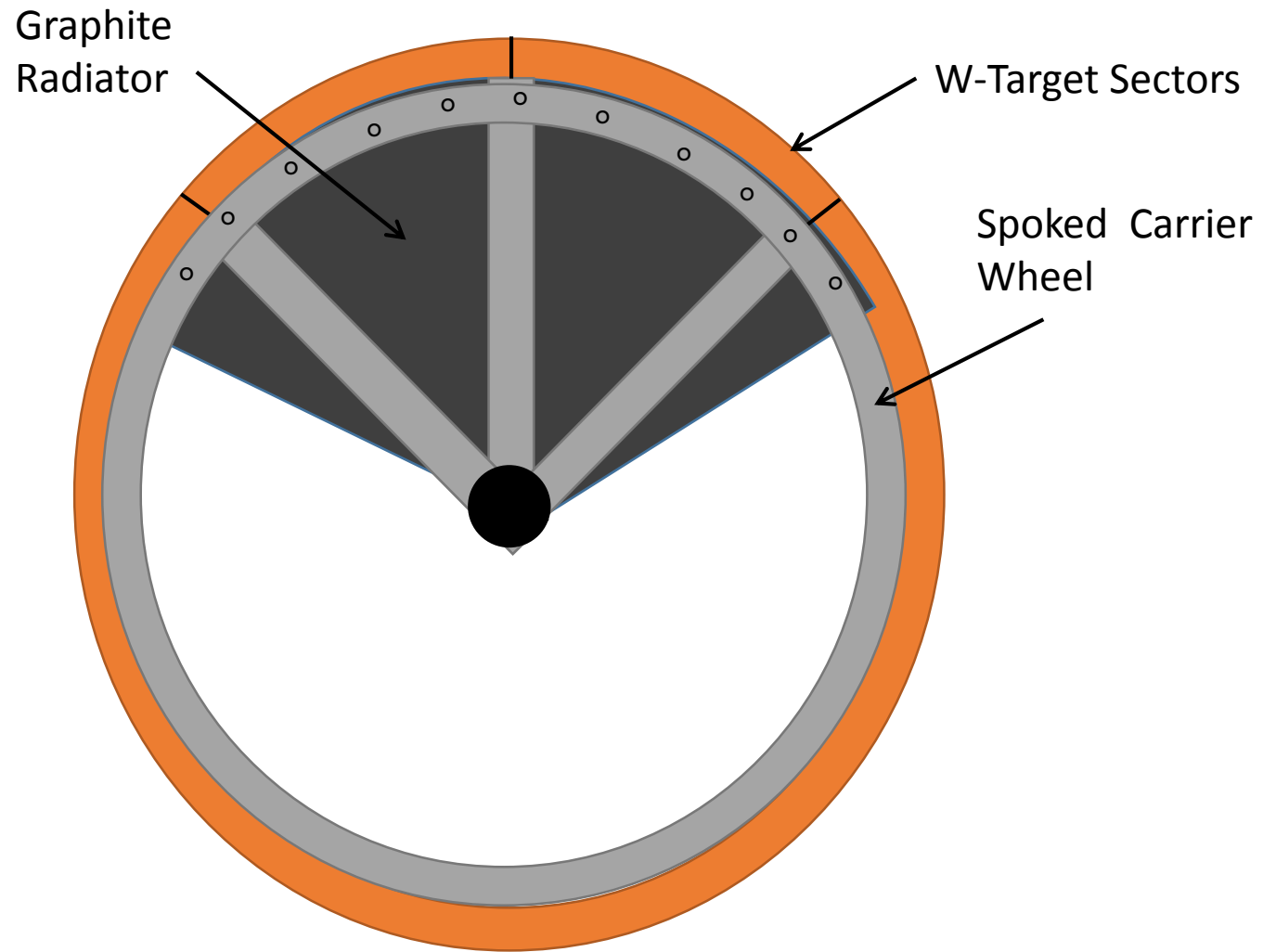
Conventional Target: Radiation Cooled Rotating Wheel.



Th. W/C-Contact by Spring Loaded Washers and Bolts. Maintain Contact at all Temperatures. At 5 MPa pressure the th. Resistance is $\sim 1 \text{ W/cm}^2\text{K}$.



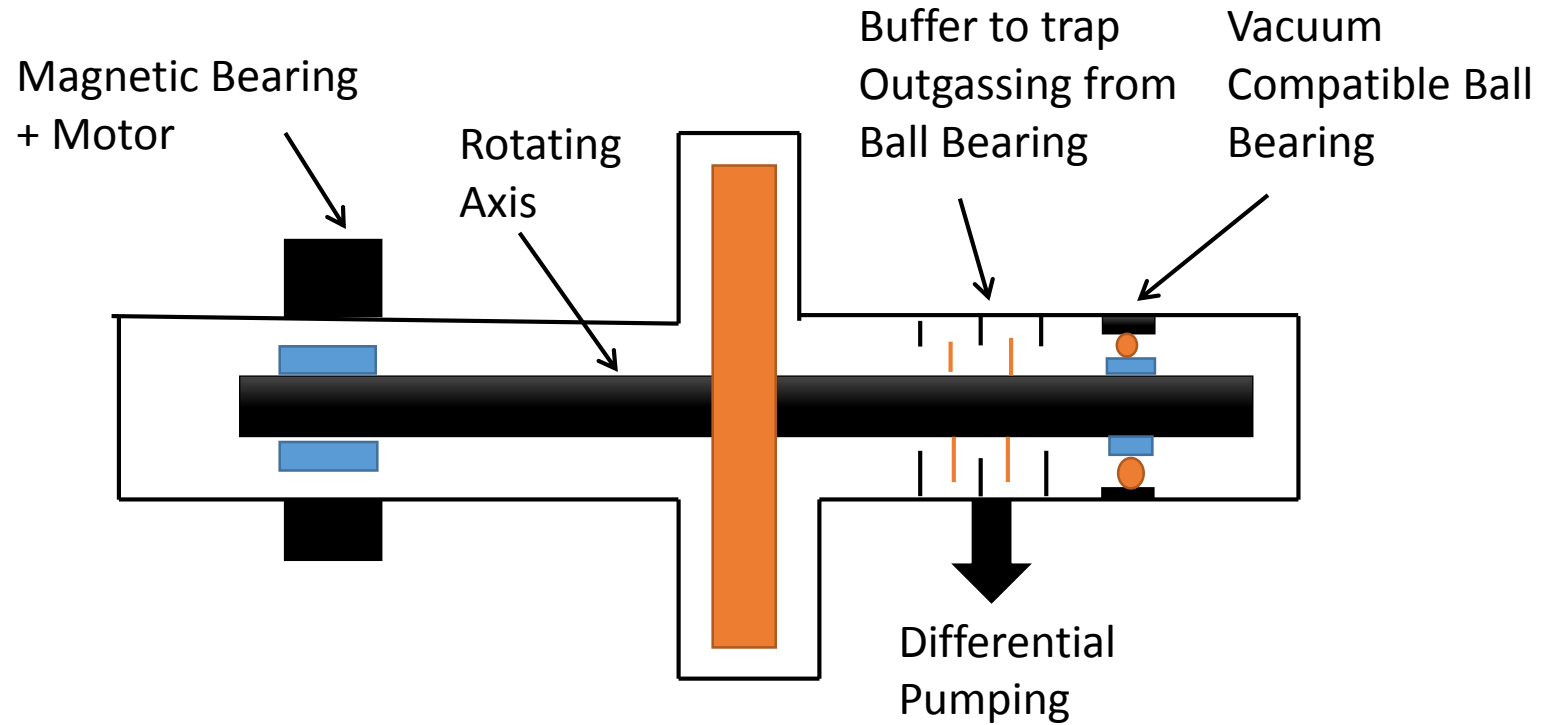
Conventional Wheel with Graphite Radiator: Downstream Side



Design Parameters:

- For a radiating surface of 2 m^2 , the wheel should have a diameter of **1.0 m!**, rotating at 100 rpm, velocity at rim 5,2 m/s (plenty to separate beam pulses).
- Weight: W–Target $\sim 50 \text{ kg}$ + C-Radiator 30 kg + Axis = $\sim 100 \text{ kg}$.
- Such a weight must be carried by two Rotating Magnetic Bearings or by Vacuum Compatible Ball Bearings, at low 100 rpm.
- Outgassing and Radiation Resistance to be checked.
- Radiation resistant Ball Bearings and Gears are used e.g. at J-Parc and PSI.
- Graphite is used in high radiation environment, J-Parc,....

Options for Rotating Bearings.



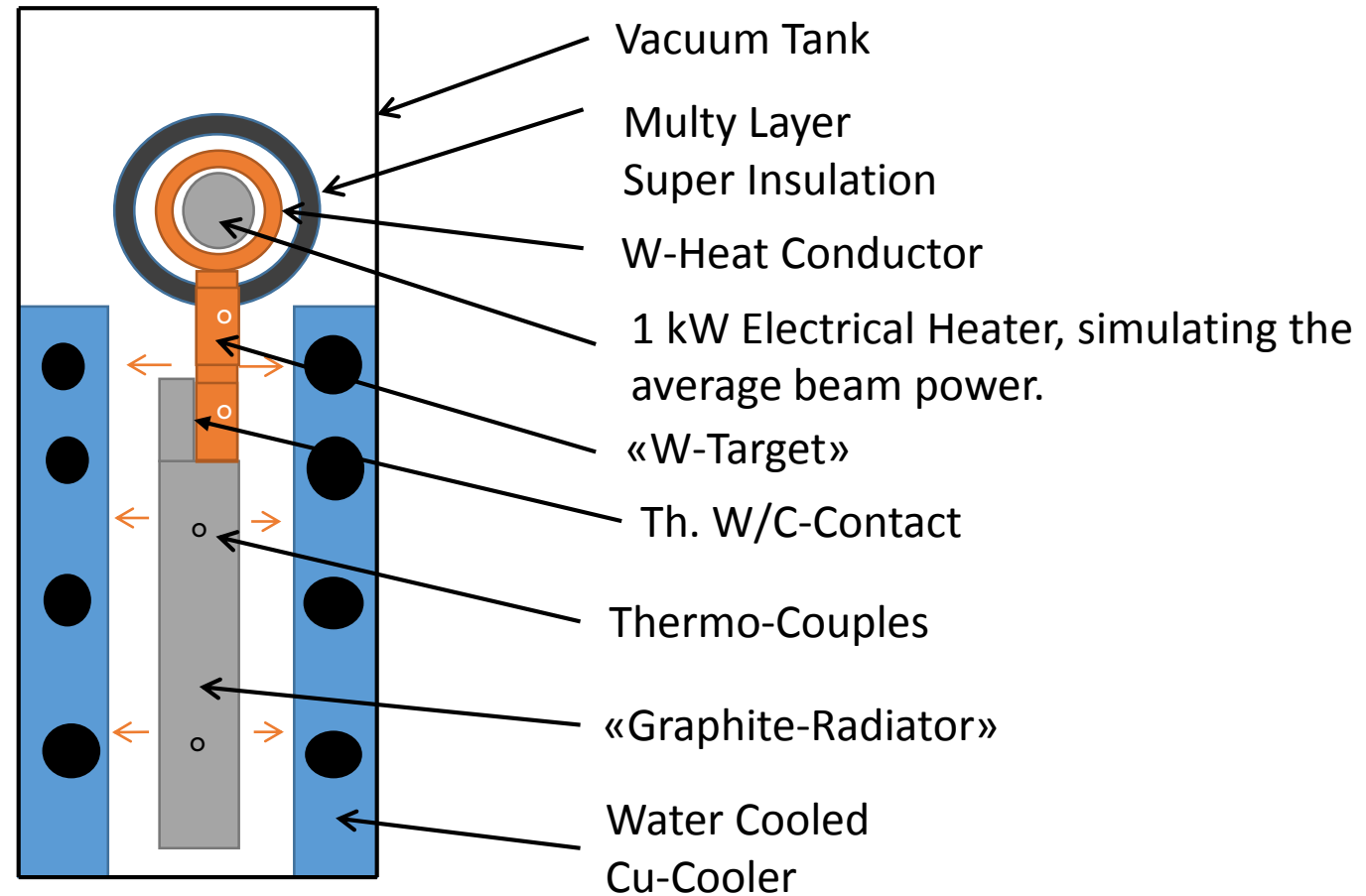
Temperatures and Evacuated Power.

- Try for an average Temperature of 500 oC (800 K) the radiated powers are:
- Graphite: $F=2 \text{ m}^2, \varepsilon = 0.5 : W_R = 23 \text{ kW}$.
- W-Target: $F=0.3 \text{ m}^2, \varepsilon = 0.5 : W_T = 3.5 \text{ kW}$.
- Total evacuated power: $W \sim 26.5 \text{ kW}$.
- To transport the power W_R from the W-Target to the Graphite Heat Sink, it needs a temperature gradient of: $\Delta T = \sim 50 \text{ oC}$.
- The average temperature of the W-Target could be $\leq 550 \text{ oC}$.
- This is $\sim 500 \text{ oC}$ higher than the water cooled W-target.
- But would also result in a higher total power of 28.0 kW.

- Question: can the W-Target be operated at such elevated temperatures?
- Test of Fatigue Stress of the W to be done. Due to the larger Target Wheel, less shocks/unit length. The life time should become longer.
- Test of Cooling by Radiation is necessary.

Laboratory Set Up for Test of Radiation Cooling of a Target Sector.

Side View



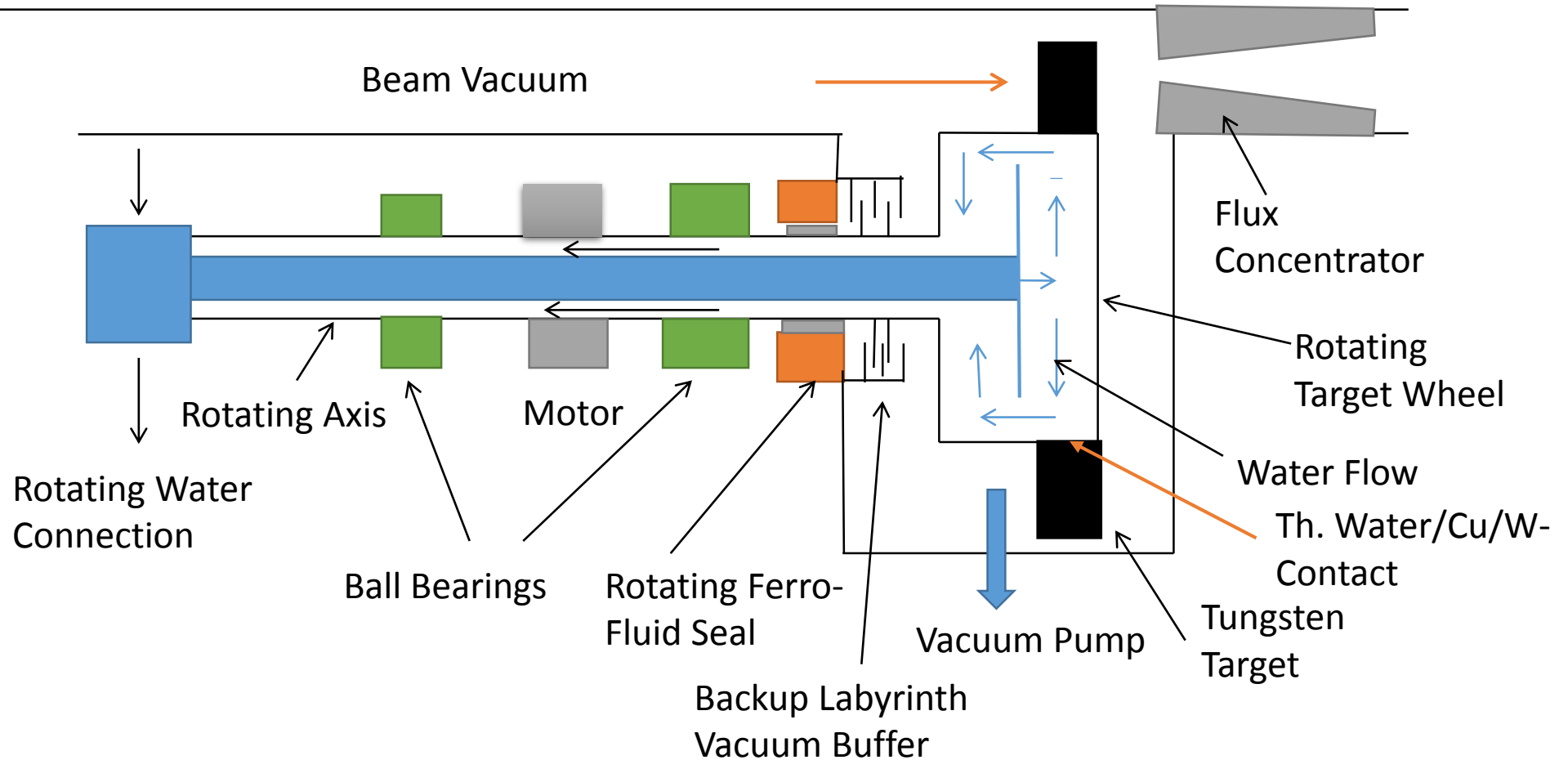
Conclusion

- Cooling of the rotating W-target wheel by heat radiation avoids the use of a vacuum tight rotating seal.
- Operating the W-target at temperatures of 500-600 °C with Graphite radiators, average powers of around 26-29 kW can be evacuated.
- Such a wheel needs a diameter of about 1 m and a weight of 100 kg.
- This enlarged wheel will have a longer lifetime.
- Vacuum compatible Rotating Ball- or Magnetic Bearings must be validated.
- The efficiency of the radiation cooling can readily be checked in simple laboratory tests.

- Acknowledgement: Thanks are due to the members of the ILC-Positron Source Group, and in particular to T. Omori-san, for fruitful discussions and comments.

Thank You for Your Attention.

Water Cooled e-Driven Target Wheel



Critical Issue of Rotating Seal: Leak tightnes for UHV. Radiation resistance and radiochemistry of iron powder in oil, and permanent magnets (was tested Omori-san).